

1841

January	Days of the Week	Sun rises & sets	Moon's age	Hour of Observation	Barometer	Mean of the Barometer	Thermometer in the vestibule	Thermometer on the post at foot of observatory	Thermometer on the post at lowest	Highest	Mean Temperature	Modification of the Clouds	General Appearance of the Weather	Direction of the Wind	Rain	Miscellaneous Observations	Observations relating to Animals	Observations relating to Plants	Taghiabues Storm-glass
1	F			10.	30.03	30.01	40	39	35	45	40	Overcast	Fine	SW		a very little snow left.	Gnats.		Clear at top 1 inch clear feathers below
2	S	7.8.9 J.4.		9.	29.99		43					2. S.		SW					Same state above 1 inch clear
3	S			9.50	30.12	30.11	—	37	33	45	39	Clear. Cirri	Most beaut.	SE					Same state 1 1/2 inch clear feathers below.
4	M			9.	— 10		44					Cirri-Cumule	Wid. Thundr Lightning heard Rain. Snow about 1/2 fine with snow cloud storm	N	0.19			Same state	
5	T			9.40	29.40	29.28	—	37	33	39	36	Alto-Cirri-Cumulo	Thundr	N	0.01	Windsorised			Same state
6	W			9.	— 16		—					M. S. Cirrostrati	Snowing	N					Same state
7	F			9.40	— 08	29.18	42	29	24	30	27	M. S. Cirrostrati	Snowing	N		Ground covered with snow			Same state
8	F			9.	— 28		—					M. S. Cirrostrati	Snowing	N					Same state
9	S			10.	— 39	29.435	40	31	27	33	30	M. S. Cirrostrati	Snowing	N					Same state
10	S			9.	— 48		—					Overcast	Fine	SW		Snow about 1 inch deep on post.			Same state
11	M			10.	— 56	29.615	39	28	26	32	29	2. S.		N		Windsorised			A little flake at top 1 inch clear feathers below
12	T	2.58 aft		9.	— 67		40					M. S. Clear	Very fine	N					Same state
13	W			10.	— 73	29.78	37	18	13	25	19	2. S.		SW		Windsorised Rhine on trees			Same state
14	T			9.	— 83	29.78	36					M. S. Fog	Fog	NW					Flake at top in ground about 1 inch clear feathers below
15	F			10.	— 90	29.91	33	16	6	21	135	2. S.		SE		Windsorised Diverging hums about 100 ft	Water frozen in our bed room & in the dogs pass in the vestibule		Same state
16	S			9.	— 92		—					M. S. Clear	Very fine	SW					Same state
17	S			9.	— 50	29.63	33	27	2	33	175	Cirri-Cumule	Windy	SW					Same state
18	M			10.	— 30	29.23	—	32	27	30	325	M. S. Clear	Fine	W					Same state
19	T			9.	— 16		35					Overcast	Fine	N					Same state
20	F			9.50	28.95	29.015	36	35	23	30	305	Clear	Fine	N					Flake at top, lashed above 1 inch clear feathers below
21	S			9.	29.08		38					Clear	Fine	NW					Same state
22	M			10.	— 45	29.54	—	33	30	30	34	Clear	Fine	NW					Same state
23	T			9.	— 63							Overcast	Fine	NW					Same state
24	W			10.	— 58	29.465	40	38	26	30	32	Overcast	First rain then snow	NW					Same state
25	T			9.	— 35		—					Overcast	Fine	NW					Same state
26	F			10.	— 44	29.32	—	34	32			Overcast	Fine	N					Same state
27	S			9.	— 20		—					M. S. Cirri	Fine	N					Same state
28	F			10.	— 66	29.69	41	35	32	30	35	2. S.		N					Same state
29	S			9.	— 72		—					M. S. Overcast	Rain	NW					Same state
30	F	7.8.1 J.4.19		10.	— 68	29.575	—	38	29	52	405	2. S.	Wind	NW					Same state
31	S			9.	— 47		45												Same state

the gauge since

January	Days of the week	Sun rises & sets	Moon's age	Hour of observation	Barometer	Mean of the Barometer	Thermometer in the vestibule	Thermometer at hour of obs'n.	Thermometer on the port	Lowest	Highest	Mean Temperature.	Modification of the Clouds	General Appearance of the Weather	Direction of the Wind	Rain	Miscellaneous Observations	Observations relating to Animals	Observations relating to Plants	Tagliabue's Storm-glass	
S	17	r. 7.59 s. 4.22		10. 9.	29.60 —	29.60	46 40	50 37	52	44.5			M. T. Cirri	Rain Fair.	J. JW	.3 1.67		Snow all gone Flood highest in our time	Funella mesenterica	A little flake at top 2 1/2 inches clear feathers below Same state 3 inches clear	
M	18			9.45 9.	-69 -80	29.745	49 —	45 45	47	46			M. T. Overcast	Rain- Fine	NW	0.06		Gnats		Same state	
T	19			10. 9.	-86 -99	29.925	48 47	35 33	36	34.5			M. T. Overcast S. T.	Fair a little snow	N NW	0.30		Windows dewed Snow on Hensley Hills.		Same state	
W	20			9.50 9.	30.10 -22	30.10	44 43	33 27	34	30.5			M. T. Overcast	Fine	NW	0.03		Snow lying on Epworth Hills.		Same state	
T	21			9.50 9.	-44 —	30.44	41 —	28 23	30	30.5			Cirri	Fine	NW			Windows dewed		Flake at top increased 2 1/2 inches clear feathers below Same state	
F	22	5.6 aft		9.50 9.	— -23	30.335	— 42	34 28	42	36			Overcast	Very fine	NW W					Same state	
J	23			9.50 9.	-13 -16	30.145	— 44	36 32	42	37			Clear. Cirri Cumuli	Very fine	W	0.12				Same state	
S	24	r. 7.52 s. 4.33		9.50 9.	29.87 30.40	29.905	43 42	37 33	37	35			S. T. Himbi	a shower. Very fine windy	NW					Same state	
M	25			9.50 9.	-36 -30	30.33	40 42	30 24	39	31.5			M. T. Clear. Cirrostrati. pluviosissimi	Very fine	NW	0.01		Windows dewed		Same state	
T	26			9.50 9.	-07 —	30.07	— 44	45 32	49	40.5			S. T. Overcast.	Fine	NW	0.02		Windows dewed on the outside		Flake at top increased 1/2 inch clear feathers below Same state	
W	27			10. 9.	-10 -27	30.185	46 47	50 45	52	40.5			Cirri-Cumuli	Most hazy	NW			Disorganizing beams about 2 1/2	Helleborus hymnalis	Same state	
T	28			9.30 9.	-34 -33	30.335	46 47	37 31	44	37.5			M. T. Clear Cirrostrati	Fair	NW			Windows dewed Disorganizing beams about 3 1/2		Some of the top fallen 2 inches clear feathers below Very little at top 3 inches clear feathers below Same state	
F	29			9.45 9.	-27 —	30.27	45 —	35 27	45	36			M. T. Cirrostrati	Fine.	NW					Same state	
J	30	D 11.0 mom		9.45 9.	— -29	30.28	— —	38 35	40	37.5			M. T. Overcast	Fair Rain	W	0.02				Same state	
S	31	r. 7.43 s. 4.45		9.50 —	-24 -30	30.27	— —	40 35	43	39			S. T. M. T. Overcast	Rain Snow after	NE	0.07				Same state	
					30.44 28.95	29.836		2	52	34.00						2.50					

1841	February	Days of the Week	Mercury & sets	Moon's age	Hour of Observation	Barometer	Mean of the Barometer	Thermometer in the Vestibule	Thermometer at foot of chimney	Thermometer on the post	Lowest	Highest	Mean Temperat.	Modification of the Clouds	General Appearance of the Weather	Direction of the Wind	Rain	Miscellaneous Observations	Observations relating to Animals	Observations relating to Plants	Taghibues from glass
1	M				9.50	30.35	30.335	42	29	23	32	27.5	M. F. Foggy Cumulobtrati	Thawing & Fine at times	N			Windows dewed a little snow on the ground			almost clear at top 3 inches clear feathers below
2	T		7.7-40 5.4-48		10	-12	30.05	30	26	23	29	26	Overcast Ciri	Thawing Fine at times	N			Windows iced snow about 2 inches deep			Flakes at top 1 1/2 inch clear feathers below
3	W				9.50	30.00	30.00	34	21	6	26	16	Clear Ciri	Fine	N			Windows iced			Flakes at top increased 1 inch clear feathers below
4	T				9.50	29.80	29.75	33	27	4	27	15.5	E. J. M. F. Overcast	Fair	N E			Windows iced			Same state
5	F				10	-	29.70	33	26	21	30	25.5	M. F. Cirrostrati Ciri	Very fine but windy	N E						Same state hardly an inch clear
6	J		2.6 mor		9.50	-66	29.64	33	27	24	28	26	Overcast	Windy Fair	N E						Flakes at top increased 1/2 inch clear feathers below
7	S				10	-53	29.50	32	24	22	25	23.5	Overcast	Windy Fair	N E						Same state
8	M				9.50	-44	29.455	-	27	23	29	26	M. F. Overcast	Rain in evening it felt Fair	N						Leaves of the laurels have a thin coat of ice on them.
9	T		7.7-20 5.5-2		10	-69	29.07	-	29	25	30	27.5	E. J. M. F. Overcast	Foggy Fair	N						Same state
10	W				9.50	30.04	30.035	-	28	27	32	29.5	E. J. M. F. Overcast	Fair	N						Same state
11	T				10	29.90	29.80	-	37	27	40	33.5	Foggy	Fair Rain	E	0.10		Snow going			Some of the tops fallen 1 1/2 inch clear feathers below
12	F				10	-	29.75	40	45	35	51	43	E. S. Overcast	Fine	J W	0.10		Windows dewed on outside			Same state
13	J		6.39 mor		10	-67	29.555	44	46	42	47	44.5	Overcast	Windy Rain	W			Snow not gone when drifted			Same state
14	S		7.7-19 5.5-11		10	-25	29.30	-	48	44	52	48	Overcast Ciri	Rain Windy Fair	J W	0.12					2 inches clear feathers below Same state 3 inches clear feathers subsiding

1841		Sunrise & sets	Moon's age	Hour of Observation	Barometer	Mean of the Barometer	Thermometer in the Vestibule	Thermometer on the post			Modification of the Clouds	General Appearance of the Weather	Direction of the Wind	Rain.	Miscellaneous Observations	Observations relating to Animals	Observations relating to Plants	Tagliabues Storm glass
February	Days of the week							Lowest	Highest	Mean Temperat								
15	M	r. 7.16 s. 5.12		10.	29.31	29.235	40	47	41	40	44.5	M. T. Clear Cirri	Windy Rain	SE	0.01		cl. of gold crocus	almost clear at top 3 inches clear feathers below
16	T			9.50 9.30	-13 -22	29.175	51	46	43	54	40.5	M. T. Overcast	Fair	NE	0.19		Leucogon varum	Same state
17	W			10. 9.	-37 -66	29.515	49 50	39	39	43	41	M. T. Overcast	Rain Fair	N W	0.21			Same state
18	T			10. 9.	-67 -55	29.61	49 50	47	37	52	44.5	E. S. Clear. Cirri	not beautiful	W	0.02		Snow drops	Same state 4 inches clear feathers below
19	F			10. 9.	-72 -80	29.76	51	40	42	51	46.5	E. S. M. T. Overcast	Fine	SW	0.07			Same state
20	T	r. 7.6 s. 5.22		10. 9.	-86 30.00	29.93	49 51	49	36	54	45	Clear. Cirri	Fair Rain in the evening	W				Same state
21	S	O 11.21 morn		10. 9.	-22 -33	30.275	50 51	42	37	53	45	M. T. Cirri Cumuli.	Fine Foggy	NE	0.08		Daisy	Same state
22	M			10 9.	-38 -39	30.385	49 -	39	31	43	37	E. S. M. T. Fog.	Fog	NE	0.01		Frogs croaking	Same state
23	T			9.50 9.	-38 -37	30.375	40 -	40	36	45	40.5	E. S. M. T. Foggy Cirrocumuli.	Foggy Fine	N				Same state
24	W			10. 9.	-36 -	30.36	46 -	35	32	38	35	E. S. M. T. Foggy	Foggy Fair	N				Same state
25	T			10 9.20	- -20	30.28	45 46	39	35	43	39	E. S. M. T. Cirri	Fair	N				Same state
26	F			10. 9.	29.95 -72	29.835	45 47	45	35	48	41.5	M. T. Overcast	Fair Thunders	NW	0.08			Flake at top 3 inches clear feathers below
27	T	r. 6.52 s. 5.34		10 9.	-79 -94	29.865	45 46	39	34	43	38.5	Overcast	Rain. Windy Fair. fine Thunders	W N	0.07		various wildlife first sea kale	Same state 2 1/2 inches clear feathers below
28	S	D 8.3 aft.		10. 9.	- -68	29.81	45 46	39	30	46	38	M. S. Clear.	Fair	N	0.01			Same state
					30.39 29.13	29.826		4	54	35.58				1.07				

February 1841
Frogs croaking
March 1841
various wildlife
first sea kale
(January 1843)

Diverging
beams about
3.

1841	Days of the week	Time rises & sets	Hour of observation	Barometer	Mean of the barometer	Thermometer in the shade	Thermometer on the port	Lowest	Highest	Mean Temperature	Modification of the clouds	General appearance of the weather	Direction of the wind	Rain	Miscellaneous Observations	Observations relating to animals	Observations relating to plants	Tagliabue's Thermoglass
1	M		10.	29.65	29.605	45	43	33	44	38.5	Overcast	Fair shower	SE					Flakes at top 3 inches clear feathers below
2	T	r. 6.45 s. 5.39	10.	-75	29.62	44	42	28	46	37	M.T. Overcast	Rainy at night	TW	0.01				Same state
3	W		10.	-40	29.55	-	39	36	48	42	Clear. Cirrostratus. Cumulo. Cirri. Cumuli.	Shower. Fine	NW	0.25	Diving in house about 10.30.			Same state
4	T		10.	-95	29.945	46	40	28	47	37.5	M.T. Clear. Cirrostratus. Cumuli. Cirri.	Fine Rain at night.	N		Windsor dined. Hails round the sun about 3 1/2.			Same state
5	F		10.	-90	29.65	-	45	32	49	40.5	M.T. Overcast	Rain. Wind rose about noon.	TW	0.11				Same state
6	S		10.	-80	29.91	-	48	35	54	44.5	Clear. Cirrostratus. Cumuli.	Most beautiful	N	0.21		Bronze yellow butterfly.		Some of the top fallen 3 1/2 inches clear feathers below
7	S	1.37 aft	10.	-13	30.215	50	55	42	62	52	Cirro. Cirrostratus. Cumuli.	Most beautiful	NW		Corona cloud the moon about 8.	Insects on the pond		Same state
8	M		10.	-42	30.43	-	53	42	63	52.5	M.T. Overcast	Fine	TW					4 inches clear feathers below
9	T	r. 6.30 s. 5.52	10.	-45	30.45	53	46	32	60	46	Fog. Cirri. Cumuli. Cirrostratus. Cumuli.	Heavy dew. Most beautiful	TW		Little webs on the grass.	Spiders on the flower beds in numbers. Humble bee.	Blackbirds singing. Mockers coming out in the morning.	Very little at top 4 1/2 inches clear feathers subiding
10	W		9.50	-49	30.495	52	53	30	63	46.5	M.T. Cirri. Cirrostratus. Cumuli.	Most beautiful	W					Same state
11	T		10.	-	30.485	51	51	28	65	46.5	M.T. Clear	Heavy dew. Most beautiful	TE			Brinestone butterfly		Same state
12	F		10.	-44	30.42	52	53	30	64	47	M.T. Clear	Most beautiful	NW				First Sea kale	Same state
13	S		10.	-	30.42	53	46	32	60	46	M.T. Foggy	Foggy. Very fine	N					Same state
14	S		9.45	-40	30.35	52	43	35	50	46.5	M.T. Foggy. Cumuli. Cirrostratus. Cumuli.	Very fine	W					Same state
15	M	2.19 noon	10.	-22	30.10	51	47	29	66	47.5	M.T. Foggy. Cumuli. Cirrostratus. Cumuli.	Heavy dew. Most beautiful	W					Same state
16	T	r. 6.14 s. 6.4	10.	29.99	29.91	52	57	30	65	47.5	Clear. Cirrostratus. Cumuli.	Very fine	TW				apricots in bloom	Same state
			9.	-83		54												5 inches clear feathers subiding

1841	Month	Day of the week.	Sun rises & sets Sun's age	Hour of observation	Barometer	Mean of the Barometer	Thermometer in the vestibule	Thermometer on the roof			Modification of the Clouds	General appearance of the Weather	Direction of the Wind	Rain	Miscellaneous Observations	Observations relating to Animals	Observations relating to Plants	Tagliabue's Storm-glass	
								Lowest	Highest	Mean Temperature									
17	W	1.6.12 1.6.6	10.	29.70	29.69	54	52	44	59	50.5	Overcast Cirri-Cumuli	Rain - Very fine Windy	W	0.04	5.			nearly clear at top 4 1/2 inches clear. beaten subsiding same state	
18	T		9.	- 68	29.595	53	54	42	56	49	Clear-Cirri Cirrostrati	Windy Fine	W	0.03	-				
19	F		10.	- 50	29.725	53	49		53		Overcast Cirri-Cumuli	Windy Light Fine	TW		10. 20		same state 5 inches clear		
20	T		9.	- 69	29.725	54					Clear-Cirri Cirrostrati	Windy Fine	TW		10. 20		same state 5 inches clear		
21	S		10.	- 60	29.68	52	55	39	56	47.5	Overcast Cirri-Cumuli	Shower	TE	0.02	-		same state		
22	M		9.	- 70	29.65	53	52	38	56	47	Clear-Cirri Cumuli Nimbi	Fair Windy Rain at H.W.	TE	0.18	-		same state		
23	T	0 2.36 mon	10.	- 60	29.585	53	52	47	57	52	Overcast Cirri-Cumuli	Fine but windy	W	0.24	20. 30		same state		
24	W	1.5.55 1.6.17	9.	- 43	30.055	54	51	40	58	49	Clear-Cirri E.T.	Fine	NW	0.01	5. 20		same state		
25	T		10.	- 39	30.34	53	54	43	56	49.5	Overcast Cirri-Cirrostr.	Very fine	TW		5. 15		same state		
26	F		9.	- 29	30.125	54	55	37	60	48.5	Overcast Cirri-Cumuli	Most beautiful	W		-		same state		
27	T		10.	- 05	29.70	53	59	40	60	54	Cirri-cumuli Cirro-Cirrostr Nimbi	Very fine Rain	W		10 - Diverging beams about 3		same state		
28	S		9.	- 86	29.706	55	53	40	60	50	Cumuli-Nimbi E.T.	Very fine Shower	NW	0.02	5 20 Diverging 30 beams about 3		same state		
29	M		9.	- 80	29.86	54	50	31	50	44.5	Clear-Cirri Cumuli	Fine	TW		-		same state		
30	T	2.59 mon	9.	- 92	29.985	53	54	47	59	53	Clear-Cirri Cumuli	Fine Rain at night	TW		20 30		same state		
31	W	1.5.39 1.6.29	9.	- 90	29.94	54	49	39	56	47.5	Clear-Cirri Cumuli	Fine Rain at night	NW	0.00	-	Heard Pe Pe bird	same state		
			9.	- 94	29.955	53	50	40	54	47	Clear-Cirri Nimbi	Fair & Shower	TW	0.10	45 40 50		same state		
					30.50	29.975		28	68	46.90									
					29.40														
														1.30					

1841	Days of the Week	Sun rises 2 sets Moon's age	Hour of Observation	Barometer	Mean of the Barometer	Thermometer in the Vestibule	Thermometer at hour of observation	Thermometer on the port.	Lowest	Highest	Mean Temperature	Modification of the Clouds	General Aspect of the Weather	Direction of the Wind	Force of Wind	Miscellaneous Observations	Observations relating to Animals	Observations relating to Plants	Tagliabue's Storm glass
1	T		10.	29.70	29.70	52	47	40	54	47	Cirri- Cumuli	Fine	N		0.08			First Asparagus	Clear at top 5 inches clear
2	F	r. 5.35 s. 6.33	10.	-	29.745	-	51	42	55	48.5	Clear Cirri- Cumuli	Shower in night	W		0.02			Same state	Feathers subiding
3	J		10.	-	29.745	51	50	28	59	43.5	M. J. Overcast Cirri-Cumuli	Very fine	N					Same state	
4	S		9.50	-	29.62	51	51	30	55	42.5	Cirri-Cumuli Cirri-Cumuli Cirri-Cumuli Cirri-Cumuli Cirri-Cumuli Cirri-Cumuli Cirri-Cumuli	Shower about 6	W		0.09			Same state	
5	M		9.15	-54		52					Clear Cirri- Cumuli	Shower	SW		0.28			Same state	
6	T	1.31 aft	10.	-45	29.512	51	40	40	54	47	Clear Cirri- Cumuli	Shower	N		0.01			Same state	
7	W		9.	-58	29.775	52	49	31	57	44	M. J. Overcast Cirri-Cumuli	Fine	N					Same state	
8	T	r. 5.22 s. 6.42	10.	-81	29.03	50	46	31	53	42	Overcast	Shower about 3	W		0.33			Strawberry in bloom out of doors	Same state
9	F		9.	-83		52					Cirri-Cumuli Cumuli	Fine	NW		0.07			First Rhubarb	Same state
10	J		9.45	-84	29.835	51	47	37	53	45	Clear Cirri- Cumuli	Shower	NW		0.27			Same state	
11	S		9.15	-94	29.98	52	49	36	54	45	Clear Cirri- Cumuli	Fine	NW		0.01			First wasp about now in the Grape House.	Same state
12	M		9.50	-10	30.095	50	47	33	52	42.5	Overcast	Fine	NW					Same state	
13	T	10.5 aft	9.20	-09		51					Overcast	Very fine	SW					a little flake at top 4 1/2 inches clear feathers below.	Same state
14	W		9.45	-00	29.995	50	44	31	49	40	Overcast	Shower	N					Same state	
15	T	r. 5.6 s. 6.54	10.	-98	30.00	49	46	30			Cirri	Fair	W		0.01			Same state	
			9.	30.02		51					2. J	Shower	W		0.05			Same state	
			9.50	-10	30.14	40	51	29	55	42	Cirri- Cumuli	Fair	W					Same state	
			9.15	-18		49					Overcast	Rain at night	W					Same state	
			10.	-15	30.10	50	55	42	59	50.5	Overcast	Fair	W					Flake at top, increased 5 inches clear feathers below	Same state
			9.	-05		52					Clear Cirri- Cumuli	Rain	W					First Cucumber	
			9.	-06	29.905	51	52	33	57	45	Clear Cirri- Cumuli	Fine						Same state	

1841	Day of the Week	Sun rises & sets	Moon sets	Hour of Observation	Barometer	Mean of the Barometer	Thermometer in the vestibule	Thermometer at foot of observatory	Thermometer on the post	Lowest	Highest	Mean Temperature	Modification of the Clouds	General appearance of the Weather	Direction of the Wind	Rain	Miscellaneous Observations	Observations relating to Animals	Observations relating to Plants	Taggiburs Storm-glass
16	F	5.5.4 1.6.56		10 9.	29.80 - 83	29.015	50 52	51	28	62	45		Clear. Cumuli Cumulostrati Nimbri	Very fine	W	0.20	Ice on pans			a little flake at top inches clear feathers below Same state
17	T			9.50 9.	- 94 30.00	29.97	51 53	57	32	64	48		Clear. Cumuli	Most beautiful	W		Diverging beams about 6.	First forced French beans		Same state
18	S			9.50 9.10	- - -	30.00	52 54	50	30	61	49.5		Overcast Cirrostrati E. J.	Fine Rain in night.	W					Same state
19	M			9.50 9.10	29.90 -	29.90	53 54	50	43	57	50		Clear. Cumuli	Most beautiful	W	0.13				Same state
20	T			9.50 9.10	- 86 - 74	29.80	53 54	49	36	58	47		Overcast Cirro Cumuli	Very fine	W		Nightingales heard at night Cuckoo heard			Same state
21	W	0 2.32 aft		9.50 9.10	- 86 - 96	29.91	52 53	40	37	51	44		Clear. Cirri E. J.	Fair	N					Same state
22	T			9.50 9.20	- 93 - 82	29.875	51 -	45	40	51	45.5		Overcast	Fair. Rain at night	N E					Same state
23	F	5.4.49 1.7.7		10. 9.	- 53 - 67	29.60	- -	42		48			Overcast E. J.	Rain	W	0.46	Swallows seen			Same state
24	T			9.50 9.	- 72 - 60	29.66	- 53	53	31	59	45		Cirri Nimbi	Fair but windy High night at night	SW	0.22				Same state
25	S			9.50 9.	- 70 - 82	29.76	52 54	55	38	59	48.5		Clear. Cirri Cumuli Nimbi	Very fine showery	SW	0.24				Same state
26	M			9.50 9.15	30.07 - 16	30.165	55 57	58	42	67	54.5		Overcast	Most beautiful	SW	0.05				Same state
27	T			10. 9.20	- 15 - 20	30.175	59 62	69	49	77	63		Clear Cumuli	Most beautiful Thunder at night	SW					Same state
28	W	8.57 mon		9.40 9.	- - -	30.20	61 63	61	52	74	63		M. J. Cirri Cumulostrati	Most beautiful	SE	0.06				Same state
29	T			10. 9.15	- - -	30.20	60 63	60	45	73	59		M. J. Foggy Cirri E. J.	Most beautiful	SE				First Strawberries from the House	Same state
30	F	5.4.36 1.7.18		10. 9.15	- 23 - 20	30.215	60 61	63	38	70	54		Plumose Cirri Cumuli E. J.	Most beautiful						Same state
					30.23 29.45	29.910		20	77	47.87					2.58					

1841	May	Days of the week	Sun rises & sets	Moon rises & sets	Hour of observation	Barometer	Mean of the Barometer	Thermometer in the vestibule	Thermometer at foot of stairs	Thermometer in the room	Lowest	Highest	Mean Temperature	Modification of the Clouds	General appearance of the weather	Direction of the Wind	Rain	Miscellaneous Observations	Observations relating to Animals	Observations relating to Plants	Tagliabue's Therm. glass	
1	J				9.50	30.09	30.015	60	67	41	83	62		M. F. Clear	Most beautiful	J					Nearly clear at top 6 inches clear feathers subsiding	
2	S		r. 4.32	10.	9.20	29.94	29.785	63	67	45	68	565		E. F. overcast	Windy - Fine - Thunder - Rain	W					Same state	
3	M		1.7.22	9.15	10.	-80	29.825	58	47	46	50	40		overcast.	Rain	SW	0.33				Same state	
4	T			9.	9.50	-85	29.655	59	60	43	70	565		overcast.	Fine	TW	0.34				Same state	
5	W	☉	2.5	9.15	10	-52	29.595	-	55	53	62	575		Cirri	Rain at night - Fine - Windy - Rain at night	SW	0.65	Diverging begins about 6.			Elms in leaf	Same state
6	T			10	9.15	-60	29.72	59	59	47	65	58		Overcast	Most beautiful	W	0.20				Same state	
7	F			9.15	9.50	-84	29.925	60	60	40	68	53		Cirri - Nimbi	Shower	SW	0.01				Same state	
8	J			9.	10.	-60	29.70	58	57	47				Nimbi	Shower	SE	0.21				Same state	
9	S		r. 4.20	9.50	9.15	-80	30.10	-	62	43	65	54		Cirri - Cumuli	Most beautiful	SW	0.21				Same state	
10	M		1.7.32	9.15	9.50	-17	30.135	-	62	50	64	57		Overcast	Fine	TW					Same state	
11	T			9.20	9.50	-20	30.21	59	62	50	64	57		Clear - Cirri - Cumuli	Very fine	TW					Same state	
12	W			9.15	9.50	-10	30.125	61	55	45	66	555		Overcast	Fine	SW	0.03				Same state	
13	T	☉	4.21	9.15	9.50	-21	30.305	60	55	45	66	555		Overcast	Fine	SW					Same state	
14	F			9.15	9.50	-40	30.375	59	63	38	72	55		E. F. M. F. Clear - Cirri - Cumuli	Very fine	SE					Same state	
15	J			10.	9.20	-37	30.375	58	62	36	71	535		E. F. M. F. Clear - Cirri - Cumuli	Very fine	SE					Same state	
16	S		r. 4.9	9.50	9.20	-30	30.305	59	62	36	71	535		E. F. M. F. Clear - Cirri - Cumuli	Very fine	SE					Same state	
17	M		1.7.43	9.15	9.50	-15	30.215	61	66	38	73	555		E. F. M. F. Clear - Cirri - Cumuli	Most beautiful	TW					Same state	
18	T			9.15	9.50	-28	30.215	58	60	40	71	555		Clear - Cirri - Cumuli	Most beautiful	SW					Same state	

1841	May	Days of the Week	Sun rises & sets Moon's age	Hour of Observation	Barometer	Mean of the Barometer	Thermometer in the Vestibule	Thermometer at the port	Lowest	Highest	Mean Temperature	Modification of the Clouds	General appearance of the Weather	Direction of the Wind	Rain	Miscellaneous Observations	Observations relating to Animals	Observations relating to Plants	Tagliabue's Therm glass
17	M		5.4.7 5.7.45	9.50 9.15	29.74 -63	29.68	60	55	40	62	55	Ciri.	Fair. windy	SW					Clear at top 5 inches clear feathers subtended Same state
18	T			10 9.20	-63	29.64	59 60	61	45	66	55.5	Ciri-Nimbi	Showery	W					Same state
19	W			9.50 9.15	-45 -30	29.375	59	52	46	59	52.5	Overcast. Nimbi	Windy Showery	W	0.09				Same state
20	T		0 11.44 aft.	9.50 9.15	-39 -65	29.52	58	58	47	53	50	Ciri-cumuli Nimbi S. J.	Fine Showery Windy	W	0.11				Same state
21	F			9.45 9.15	-70 -62	29.66	59	68	40	74	57	Ciri. Nimbi	Showery	NE	0.01				Same state
22	T			9.50 9.15	-72 -87	29.795	60	60	40	69	54.5	Overcast	Fair- Showery	E	0.16				Same state
23	S			9.50 9.	30.05 -22	30.135	-	72	44	70	61	Clear-cumuli	Most beaut.	SW	0.03	Little webs on the grass	ants at work in the gravel-	First forced potatoes	Same state
24	M		5.3.58 5.7.54	9.50 9.20	-24 -22	30.23	62 64	67	44	74	59	Cirrostrati	Fine	NW		Little webs on the grass. Halo round the sun about 12			Same state
25	T			9.50 9.15	- -	30.22	-	70	50	73	61.5	M.S. Ciri.	Very fine	NE					Same state
26	W			9.50 9.15	-17 -12	30.145	-	74	52	79	65.5	M.S. Clear	Most beaut.	N					Same state
27	T		D 3.10 aft.	9.45 9.20	-00 29.94	29.97	68 71	76	53	84	68.5	E. J. Clear	Thunder heard	N			Caught on the elaters on the wall of the house		Same state
28	F			9.50 9.15	30.00 -12	30.06	70 67	76	60	81	70.5	E. J. Clear. Ciri	Most beaut.	W	0.01			Numbers of large beetles	Same state
29	T			10. 9.30	-20 -19	30.195	66 65	70	50	76	63	Cirrostrati Ciri-cumuli	Very fine	N		Halo round the sun at 10.			Same state
30	S			10 9.15	-16 -10	30.13	-	68	56	79	67	Ciri	Most beaut.	SW		Showering beams at 6			Same state
31	M		5.3.51 5.8.3	9.50 9.20	- -13	30.115	65 66	71	47	81	64	Clear.	Most beaut. Thunder heard	SE W					Same state
					30.40 29.30	29.954		36	84	57.96					2.39				

1841

June	Days of the Week	Sun rises & sets	Hours of observation	Barometer	Mean of the Barometer	Thermometer in the vestibule	Thermometer on the post	Lowest	Highest	Mean Temperature	Modification of the Clouds	General Appearance of the Weather	Direction of the Wind	Rain	Miscellaneous Observations	Observations relating to Animals	Observations relating to Plants	Tagliabue's Thermoglass.
1	T		9.50 9.20	30.22 - 25	30.235	65 64	66		77		Overcast Ciri Circumuli	Very fine	SW					Clear at top 5 inches clear feathers subsided
2	W	7.3.50 7.8.6	9.50 9.20	- 27 - 20	30.275	- 65	63	46	74	60	Overcast. Ciri E. J.	Very fine	W			First Peas		Same state
3	T	☉ 3.42 noon	10. 9.20	- - 31	30.295	64 62	69	40	73	60.5	Clear Ciri E. J.	Most beautiful	W					Same state
4	F		10. 9.20	- 42 - 40	30.41	61 -	65	41	73	57	Clear. Ciri Circumuli Cirrostrati E. J.	Most beautiful	NW					Same state
5	T		9.50 9.30	- 29 - 16	30.225	62 63	63	46	71	58.5	Ciri. Cirrostrati Nimbe	Very fine Rain	SW					Same state
6	✓		9.50 9.30	- 07 - 05	30.06	60 61	61	40	65	56.5	Cumulic Ciri-Cirrostrati Plumose Ciri E. J.	Very fine	SW	0.04				Same state
7	M		9.50 9.30	- 02 - 03	30.025	60 59	54	40	50	49	Overcast	Showering	N			First natural strawberries.		Same state
8	T	7.3.46 7.8.12	10. 9.30	- -	30.03	58 -	53	45	61	53	Overcast	Fair	N	0.04				Same state
9	W		9.40 9.30	- - 02	30.025	57 50	51	45	65	55	Overcast E. J.	Fine	N					Same state
10	T		9.50 9.30	29.91 - 79	29.85	57 59	53	37	76	56.5	Overcast Ciri E. J.	Very fine	W		a glow worm stag beetle.			Same state
11	F		9.40 9.30	- 77 - 84	29.805	58 -	52	40	57	48.5	Overcast	Fine	N					Same state
12	T	☉ 7.50 noon	9.40 9.30	- 91 30.00	29.955	57 57	51	43	56	49.5	Overcast	Fair	N					Same state
13	✓		9.40 9.30	- 10 -	30.10	56 57	53	30	65	57.5	Overcast E. J.	Fine	NW					Same state
14	M		9.45 9.20	- - 06	30.08	- 59	61	30	73	55.5	Ciri-Cirrostrati E. J.	Very fine	W					Same state
15	T	7.3.44 7.8.16	9.50 9.30	- 00 - 07	30.035	- 61	57	53	70	61.5	Overcast Ciri-Cirrostrati E. J.	Very fine	SW					Same state

1841	June	Days of the Week	Time used & sets down age	Hour of Observation	Barometer	Mean of the Barometer	Thermometer in the vestibule	Thermometer at foot of stair.	Thermometer on the post.	Lowest	Highest	Mean	Temperature	Modification of the Clouds	General appearance of the weather	Direction of the Wind	Rain	Miscellaneous Observations	Observations relating to Animals	Observations relating to Plants	Tagliabue's Therm-glass
16	W		7.3.43 1.8.17	9.50 9.30	30.26 -	30.26	60	69	35	73	54			Clear. Cirri Cumuli	Most beautiful	SW					Clear at top 6 inches clear feather below. Same state
17	F			9.50 9.30	-19 -03	30.11	-	64	43	75	59			Clear. Cirri	Most beautiful	SW					Same state
18	F			9.45 9.20	29.87 -76	29.825	62	75	39	84	615			Cirrostrati	Most beautiful	SW					Same state
19	F		0 7.15 mon	9.50 9.20	-72 -70	29.733	63	66	53	68	605			Cumuli Nimbi	Showery	SW					Same state
20	S			9.45 9.20	-83 -75	29.79	-	65	45	68	565			overcast	Rain Showery	SW	0.10				Same state
21	M		7.3.44 1.8.18	9.45 9.20	-88 30.09	29.905	62	67	53	73	63			Cirri. Nimbi	Windy Showery	SW	0.08				Same state
22	F			9.50 9.30	-12 -10	30.11	62	67	47	73	60			Clear Cumuli	Fine & Showery	SW	0.06				Same state
23	W			10. 9.30	-05 29.94	29.995	-	65	45	75	60			Cirri Cumuli Nimbi	Showery Fine after	SW	0.14				Same state
24	F			9.50 9.30	-86 -78	29.82	-	68	44	77	605			overcast	at Shower Fine after	SW	0.46				Same state
25	F		10.37 aft.	9.50 9.30	-59 -63	29.61	62	57	54	72	63			overcast	Rain Fine after	SW	0.06				Same state
26	S			9.50 9.30	-70 -86	29.78	-	63	46	70	58			overcast	Windy Showery	SW	0.04				Same state
27	S			9.50 9.30	30.04 -22	30.13	63	67	52	71	615			Clear Cirri	Fine Small shower	SW	0.16				Same state
28	M			9.50 9.30	-08 29.90	29.99	62	56	52	62	57			overcast	Rain & in night	SW	0.46				Same state
29	F			9.50 9.30	-83 -90	29.865	62	65	40	70	59			overcast	Fine Showery	SW	0.02				Same state
30	W		7.3.48 1.8.18	9.50 9.30	30.05 -18	30.115	61	62	47	68	575			overcast	Fine	SW					Same state
					30.42 29.59	30.017		35	84	57.36											
																	1.74				

1841.	July.	Days of the Week	Time since sets	Hour of observation	Barometer	Mean of the Barometer	Thermometer in the vestibule	Thermometer at hour of observ.	Thermometer on the post.	Lowest	Highest	Mean Temperature	Modification of the Clouds	General Appearance of the Weather	Direction of the Wind	Rain	Miscellaneous Observations	Observations relating to Animals	Observations relating to Plants	Tagliabue's Therm-glass
1	T			9.50	30.18	30.17	62	59	53				Overcast	Rain	SW	0.02				Clear at top 6 inches clear feathers, subuded
2	F		r. 3.49 s. 8.18	9.50	-18	30.20	64	64	58	73	65.5	Overcast.	Fair with a little rain	W	0.00				Same state	
3	T		6.28 aft	10.	-	30.185	67	70	60	82	71	Overcast. cumi.	Most beautiful	SW	0.01				Same state	
4	S			9.40	-15		67	65	49	75	62	overcast	Rain in morning of 4th Fair	SW	0.04				Same state	
5	M			9.40	-09	30.085	65	70	51	81	66	2. I. mist.	Fine	SW				First mushroom on lawn near the acacia tree.	Same state	
6	T			9.30	-07	30.11	66	68	56	73	64.5	Clear. Cumuli	Fine	SW	0.36				Same state	
7	W			10	-93	29.835	64	63	51	70	60.5	2. I. Clear. Cumuli	Fine	W					Same state	
8	T			9.35	-79		65	65	51	69	60	Clear. Cumuli	Fair - Rain in afternoon	NW	0.07				Same state	
9	F		r. 3.56 s. 8.14	10.	-86	29.92	63	62	55	72	63.5	2. I. Clear. Cumuli	Fair & Shower	NW	0.03		Diverging beams about 6 o'clock a piece of a rainbow at 7.		Same state	
10	T			9.30	-05	30.04	62	67	42	73	57.5	Cumuli - nimbi	Fine	W	0.01				Same state	
11	S		8.30 aft	9.15	29.72	29.885	63	57	47	58	52.5	Cumuli - nimbi	Throm. drizzle	W	0.40				Same state	
12	M			9.45	-33	29.465	60	57	47	66	56.5	overcast	Rain - Fair	SW	0.05				Same state	
13	T			9.30	-68	29.67	61	57	47	66	56.5	overcast	Rain - Fair	W	0.03				Same state	
14	W			9.50	-70	29.75	60	63	43	67	55	Cumuli - nimbi	Most beautiful	W					Same state	
15	T			9.30	-80		61	73	46	76	61	Cumuli - nimbi	Rain	W					Same state	
16	F		r. 4.3 s. 8.9	9.30	-68	29.74	-	65	46	69	57.5	2. I. Cumuli - nimbi	Fine with thunder	W	0.22				Same state	
				10.	-72	29.775	-	62	45	74	59.5	Clear. Cumuli - nimbi	Fine	SW	0.02		Little webs on the grass		Same state	
				9.30	-83		-	-				2. I.							Same state	
				10.	-95	30.00	-	-											Same state	
				9.30	30.05		-	-											Same state	

Diverging beams about 6 a piece of a rainbow at 7.

Little webs on the grass

1784

July	Days of the Week	Sun rises & sets Moon's age	Hour of Observation	Barometer	Mean of the Barometer	Thermometer in the vestibule	Thermometer at the foot of the post	Thermometer on the post	Lowest	Highest	Mean Temperature	Modification of the Clouds	General appearance of the Weather	Direction of the Wind	Rain	Miscellaneous Observations	Observations relating to Animals	Observations relating to Plants	Tagliabius Storm-glass
17	T	5.4.4 7.8.8	10. 9.30	30.08 - 00	30.04	62 63	74 63	42 80	61			Clear. Ciri Cumuli	Most beautiful	NW			Small vels on the grass		Clear at top 8 inches clear
18	S	5.13 2.13 aft.	10. 9.20	29.77 - 87	29.82	62 -	61 -	45 73	59			overcast.	Very fine	N			Small vels on the grass		Feathers subsided
19	M		10. 9.20	- - 90	29.885	-	69	49	73	61		Clear. Ciri Cumuli	Thermost	E					Same state
20	T		10. 9.30	- 78 - 64	29.71	-	56	53	65	59		overcast	Rain	W	0.18				Same state
21	W		10. 9.30	- 60 - 74	29.67	62 63	62	56	67	615		overcast	Shower	W	0.24				Same state
22	T		10. 9.30	- 80 - 94	29.87	61 62	62	53	66	595		Ciri Cumuli	Shower	W	0.08				Same state
23	F		10. 9.30	30.00 - 10	30.05	60 62	59	54	63	585		overcast	Fair	NW	0.00				Same state
24	T	5.4.13 7.7.59	10. 9.30	- 17 - 20	30.185	60 61	59	53	60	605		overcast	Fair	NW					Same state
25	S	5.21 8.21 moon	10. 9.30	- -	30.20	60 61	66	50	74	62		overcast	Fine	N					Same state
26	M		10. 9.30	- 17 - 14	30.155	62 63	64	50	77	635		overcast	Very fine	NW	0.01				Same state
27	T		10. 9.30	- 10 - 07	30.005	65 64	69	53	73	63		Clear. Ciri Cumuli	Fair	W				acacia leaves falling	Same state
28	W		10. 9.30	29.98 - 91	29.935	-	65	52	73	625		Clear. Ciri Cumuli	Fair	W					Same state
29	T		10. 9.30	- 88 - 84	29.86	62 61	61	43	66	545		Clear. Ciri Cumuli	Windy	W					Same state
30	F		10. 9.30	- 81 - 77	29.79	-	60	40	65	565		Ciri Cumuli	Fine	NW					Same state
31	T	5.4.23 7.7.49	10. 9.30	- 70 -	29.70	-	62	40	62	55		Ciri Cumuli	Fair	NW				yellow spot on the skin by the invisible fence	Same state

30.22 29.998
29.33

1.93

1841

August

1

2

3

4

5

6

7

8

9

10

11

12

13

14

15

16

Days of the Week

S

M

T

W

T

F

S

T

M

T

W

T

F

T

S

M

Sun. rises & sets

10.2

10.2

10.2

10.2

10.2

10.2

10.2

10.2

10.2

10.2

10.2

10.2

10.2

10.2

10.2

10.2

Hour of Observation

10.

9.30

10.

9.30

10.

9.30

10.

9.30

10.

9.30

10.20

10.

9.

9.45

10.

9.20

Barometer

29.89

30.00

-03

-54

-57

-86

-73

-82

-96

-99

-81

-75

-70

-89

-83

-57

Mean of Barometer

29.945

29.965

29.90

29.675

29.735

29.795

29.89

29.985

29.70

29.86

29.675

29.95

29.90

29.76

29.82

29.82

Thermometer in the vestibule

60

61

63

62

63

64

63

64

63

61

62

60

60

61

62

63

Thermometer on the port

60

64

66

62

63

63

64

61

63

62

61

60

60

65

64

68

Lowest

42

49

50

57

57

56

58

57

52

59

55

47

70

42

53

51

Highest

60

70

76

71

66

68

74

69

70

70

67

70

70

70

69

77

Mean

55

59.5

67

64

61.5

62

66

63

61

64.5

61

60

60

62

61

64

Modification of the Clouds

Clear. Cirri

overcast

overcast

Cirri-Cumuli

overcast

overcast

Cirri-Plumbe

overcast

Cirri-Nimb

Clear. Cirri

overcast

Clear. Cirri

Clear. Cirri

Clear. Cirri

Clear. Cirri

Cirrocumuli

General

Fine

Fair

Fine

Fine

Fine

Fine

Very fine

Fine

Fine

Fine

Fine

Fine

Fine

Fine

Fine

Fine

Direction of the Wind

NW

W

W

NW

W

W

W

W

W

W

NW

W

W

W

W

W

Rain

0.07

0.04

0.23

0.31

0.01

0.03

0.01

0.01

0.03

0.59

0.06

0.35

0.14

0.14

0.14

0.14

Miscellaneous Observations

Observations relative to Animals

Observations relative to Plants

Tagliabues Storm-glass.

Clear at top

5 inches clear

feathers below

Same state

First black & white grapes

[illegible]

1841

September	Days of the week	Surveys & other observations	Hour of observation	Barometer	Mean of the barometer	Thermometer in the shade	Thermometer at the foot of the post	Lowest	Highest	Mean Temperature	Modifiers of the Clouds	General direction of the Wind	Rain	Miscellaneous Observations	Observations relating to Animals	Observations relating to Plants	Tagliabue's Therm-glass
1	W	1.34 mon	9.45	30.00	30.08	62	60	42	73	57.5	M. T. Cirri Pluvios. Cirri	Most becalm	W 0.02	Little webs on the grass			Clear at top 6 inches clear feathers subsided
2	T	r. s. 16 7.6.43	9.45	29.95	29.925	62	67	38	73	55.5	M. T. Cirri Cirrocumuli	Most becalm	W	Little webs on the grass			Same state
3	F		9.50	-81	29.705	64	72	49	73	61	Cirri	Shower	W				Same state
4	T		9.50	-64	29.77	62	49		57		Overcast	Windy Rain	W 0.14				Same state
5	S		9.	-91	29.905	59	53	42	61	51.5	Overcast Cirri Cumuli	Rain Fine	N 0.33				Same state
6	M		9.50	-83	29.83	57	54	34	63	48.5	M. T. Overcast Cirri Cumuli	Fine	TW 0.09		an Alvida bividissima brought to me		Same state 5 inches clear feathers below
7	T	r. s. 23 7.6.33	9.50	-	29.765	56	57	34	64	49	M. T. Overcast	Rain	W	Hail 2 or 3 snow flakes			Same state
8	W	2.13 aft.	10	-84	29.94	59	62	51	70	60.5	Clear Cumuli Cirri Cumuli Pluvios. Cirri	Most becalm	XW 0.07				Same state
9	T		10.	-10	30.10	-	63	39	71	55	Overcast	Fine Shower	TW				Same state
10	F		9.45	-	30.105	-	64	50	74	66	Overcast Cirri Cumuli	Most becalm	W				Same state
11	S		10.	-14	30.125	62	64	53	82	67.5	M. T. Overcast	Most becalm	N		Larva of a goat mott. Striped		Same state
12	S		9.30	-11	29.995	67	70	60	86	73	Mist Cirri Cumuli	Most becalm	E		Cornus lignipes		Same state
13	M		9.50	-03	29.995	68	70	60	86	73	Clear	Most becalm	E				Same state
14	T	r. s. 34 7.6.17	10.	-94	29.94	70	74	61	85	73	M. T. Cirri Cirrostrati	Most becalm	E 0.01				Same state
15	W	8.2 mon	9.45	-90	29.98	68	70	55	75	65	Clear Cirri Cirrocumuli	Most becalm	TW				Same state 6 inches clear feathers subsiding

1841	September	Days of the week	Sun rises & sets	Mons age	Hour of Observation	Barometer	Moap of the barometer	Thermometer in the vestibule	Thermometer on the post			Modification of the Clouds	General appearance of the Weather	Direction of the Wind	Rain	Miscellaneous Observations	Observations relating to Animals	Observations relating to Plants	Tagliabues Storm-glass
									Lowest	Highest	Mean								
	16	T	r. 5.38 J. 6.11	10.	9.30	29.96 30.00	29.98	66	63	55	71	63	Nimbi Cirri. Cumuli	Shower Most beaut	W	0.11			Clear at top Branches clear feathers subdivided
	17	F		10	9.45	-05	30.05	62	61	40	69	54.5	Clear	Most beaut	W	0.01			Same state
	18	T		10.	9.30	-02	30.02	61	64	37	70	57.5	M. T. Cirrostrati	Most beaut	W				Same state
	19	S		10.	9.30	-06	30.095	61	67	37	77	57	M. T. Clear	Heavy dew Fishe	NW				Same state
	20	M		10	9.40	-20	30.195	66	68	52	76	64	M. T. Overcast	Fine	NW				Same state
	21	T		9.50	9.45	-05	29.955	63	64	60	70	65	M. T. Overcast	Fine	E				Same state
	22	W	D 1.32 aft	9.45	9.30	-75	29.745	63	63	55	68	61.5	Clear. Cirri Cumuli	Fine	E	0.04			Same state
	23	T	r. 5.49 J. 5.56	10.	9.20	-72	29.715	63	59	53	63	58	Nimbi	Shower Thunder	W	0.18			Same state
	24	F		10.	9.30	-64	29.64	61	54	49	63	56	Overcast Nimbi	Rain Shower Fine	W	0.68			Same state
	25	T		10.20	8.50	-50	29.55	-	60	50	64	50.5	Clear. Cirri Cumuli Cirrostrati	Shower	W	0.28			Same state
	26	S		9.50	9.10	-55	29.55	61	61	49	62	55.5	Clear. Cirri Nimbi	Shower	W	0.41			Same state
	27	M		9.45	9.15	-63	29.65	60	59	51	65	58	Cirri Cirrostrati	Thunder Storm Rain	NW	0.36			Same state
	28	T		10.	9.15	-45	29.36	61	57	54	66	60	Overcast	Rain Wind Windy at	W	0.56			Same state
	29	W	r. 5.59 J. 6.41	9.50	9.20	-33	29.415	62	62	55	65	60	Cirri. Nimbi	Shower Rain	W	0.11			Same state
	30	T	4.19 aft	10.	9.30	-31	29.405	62	60	54	65	59.5	Overcast	Rain Fair	NW	0.73			Same state
						30.20 29.27			34	86						4.13			

1041	October	Days of the week	Surveys & days	Hours of observation	Barometer	Mean of the Barometer	Thermometer in the vestibule	Thermometer at foot of barometer	Thermometer on the post	Lowest	Highest	Mean temperature	Modification of the Clouds	General appearance of the Weather	Direction of the Wind	Rain	Miscellaneous Observations	Observations relating to Animals	Observations relating to Plants	Taglines from glass
1	F			10.	29.53	29.61	62	59	40	62	55		Overcast	Rain	W	0.06				Clear at top 6 inches clear feathers subsided Same state
2	T		r. b. 3 s. s. 25	9.30	-69	29.855	60	57	42	63	52.5		Clear. Cumuli	Very fine	NW	0.53				
3	S			10.	-83	29.855	61	56	40	60	50		2. J. Cirrostrati	Fair	N					Same state
4	M			9.	-87	29.875	60	57	50	65	57.5		2. J. Cirrostrati	Shower	N	0.05				Same state
5	T			10.	-76	29.63	59	57	50	65	57.5		2. J. Cirrostrati	Fair	N	0.05				Same state
6	W			9.30	-80	29.14	59	55	47	62	54.5		2. J. Cirrostrati	Rain early	W	0.42				Same state 5 inches clear feathers below Same state
7	T			9.45	-23	29.14	59	55	47	62	54.5		2. J. Cirrostrati	Shower	W	0.13				Same state
8	F			10.	-05	29.14	59	55	47	62	54.5		2. J. Cirrostrati	Shower	W	0.01				Same state
9	T		9.11 aft	10.	-10	29.13	57	57	44	64	54		2. J. Cirrostrati	Fine	NW	0.09				Same state
10	F		r. b. 14 s. s. 22	9.	-16	29.13	59	53	45	57	51		2. J. Cirrostrati	Shower	NW	0.02				Same state
11	S			10.	-27	29.435	57	52	45	57	51		2. J. Cirrostrati	Fair	NW	0.02				Same state
12	T			9.30	-60	29.885	56	57	45	57	51		2. J. Cirrostrati	Shower	W	0.02				Same state 4 1/2 inches clear feather ascending Same state
13	F			9.15	-94	29.885	57	57	45	57	51		2. J. Cirrostrati	Fair	W	0.02				Same state 4 inches clear feather ascending Same state
14	S			10.	-	29.835	58	57	45	57	51		2. J. Cirrostrati	Rain	W	0.37				Same state 3 inches clear feather ascending Same state
15	T			9.30	-73	29.645	57	58	49	62	55.5		2. J. Cirrostrati	Wind & rain	NW	0.65				Same state
16	M			10.	-69	29.645	57	58	49	62	55.5		2. J. Cirrostrati	Fine	N	0.10				Same state 2 inches clear feather ascending Same state
17	T			9.20	-60	29.48	57	53	45	54	49.5		2. J. Cirrostrati	Shower	W	0.10				Same state
18	F			9.50	-97	30.02	58	51	43				2. J. Cirrostrati	Fine	W	0.10				Same state
19	S			9.20	30.07	29.885	58	62	50	63	56.5		2. J. Cirrostrati	Shower	W	0.04				Same state
20	T		4.27 aft	10.	-83	29.755	59	57	51	59	55		2. J. Cirrostrati	Fair	W	0.50				Same state
21	F			9.30	-80	29.755	58	57	51	59	55		2. J. Cirrostrati	Rain at night	W	0.50				Same state
22	T		r. b. 28 s. s. 4	10.	-55	29.55	57	55	43	50	50.5		2. J. Cirrostrati	Rain	W	0.50				Same state
23	F			9.	-	29.55	58	55	43	50	50.5		2. J. Cirrostrati	Rain	W	0.50				Same state

1841	November	Days of the Week	Sun rises & sets	Moon sets	Hour of Observation	Barometer	Mean of the Barometer	Thermometer in the vestibule	Thermometer at hour of observation	Thermometer on the pond	Lowest	Highest	Mean temperature	Modification of the Clouds	General appearance of the Weather	Direction of the Wind	Rain	Miscellaneous Observations	Observations relating to Animals	Observations relating to Plants	Tagliabue's Storm-glass
1	M				10.	29.98	30.045	53	46	45	40	46.5	M: J. Overcast	Rain	W	0.15				Clear at top inch & clear feathers ascending	
2	T				9.30	30.11		54	46	43	52	47.5	E. J.	M: J. Overcast	Fine	N	0.07			Same state	
3	W		7.6.59	5.4.29	10	-26	30.27	53	49	39	56	47.5	E. J.	M: J. Cirri	Heavy drizzle	SW				Same state	
4	T				9.30	-39	30.385	54	47	37	51	44	E. J.	M: J. Overcast	Fair	SE				Same state	
5	F				10.	-	30.40	53	47	45	51	48	E. J.	M: J. Overcast	Fair	SW				Same state	
6	T		4.14	mon	9.30	-44	30.445	55	52	45	58	51.5	E. J.	M: J. Clear	Fine	N				Same state	
7	S				9.30	-45		55	47	35	55	45	E. J.	M: J. Cirri	Heavy drizzle most beautiful	SW				Same state	
8	M				10	-43	30.415	53	47	30	53	45.5	E. J.	M: J. Cirri	Most beautiful	W				Same state	
9	T		7.7.10	5.4.18	9.30	-40	30.415	54	47	30	53	45.5	E. J.	M: J. Cirri	Fine	SW				Same state	
10	W				10.	-22	30.20	-	50	45	52	48.5	E. J.	M: J. Cirri	Fine	SW	0.01	Diverging beams about 3.			Same state
11	T				9.30	-10	30.20	54	51	40	54	51	E. J.	M: J. Cirri	Fine with shower	W				Same state	
12	F				10.	-09	30.00	53	51	40	54	51	E. J.	M: J. Cirri	Shower	W	0.14				Same state
13	T		5.30	mon	9.30	-07	30.00	54	52	40	52	46	E. J.	M: J. Cirri	Shower	W				Same state	
14	S				10.	29.68	29.645	-	52	40	52	46	E. J.	M: J. Cirri	Fine	W				Same state	
15	M		7.7.20	5.4.10	9.30	-61	29.42	51	42	36	48	42	E. J.	M: J. Clear	Windy & clear	SW				Same state	
16	T				10.	-56	29.42	52	37	32	41	36.5	E. J.	M: J. Overcast	Fine	SW	0.17				Same state
17	W				9.30	-55	29.355	49	31	19	35	27	E. J.	M: J. Overcast	Fine	SW				Same state	
18	T		7.7.20	5.4.10	9.30	-40	29.475	46	31	19	35	27	E. J.	M: J. Cirri	White & blue	SW		Red sky between 6 & 7			Same state & inch clear feathers ascending

1841	Day of the Week	Time rises & sets moon age	Hour of Observation	Barometer	Height of the Barometer	Thermometer in the vestibule	Thermometer on the port	Lowest	Highest	Mean Temperature	Modification of the Clouds	General direction of the Wind	Rain	Miscellaneous Observations	Observations relating to Animals	Observations relating to Plants	Tagliabue's Therm. glass
16	T	5.7.22 5.4.8	10. 9.30	29.54 - 67	29.605	44 -	29	25	34	29.5	M. S. Clear	Very fine	SW		Snow 2 inch deep on port	Elms nearly bare of leaves.	Clear at top 1/2 inch clear feathers as ending
17	W		10. 9.30	- 76 - 50	29.63	42 43	27	20	36	28	M. S. Clear Cir. strate	Fine	N		Snow on the ground Windsport Snow going		Same state
18	T		10. 9.30	- 35 - 69	29.52	42 44	32		37		overcast	Foggy Fair	N				Same state
19	F		10. 9.30	- 50 - 44	29.47	43 46	45	30	50	44	overcast Cir. cumu.	Rain Very fine	SW 0.60		Winds dived on outside		Same state
20	T		10. 9.40	- 42 - 34	29.38	45 43	45		51		M. S. Cirri Humbi	Throxy	W 0.24				Same state
21	S	5.11 noon	10. 9.40	- 43 - 30	29.405	44 51	50	43	54	48.5	overcast	Rain	SW 0.18				Same state
22	M		10. 9.30	- 29 - 52	29.405	53 54	54	52	56	54	Cirri	Rain	W 0.24				Same state
23	T	5.7.34 5.3.59	10. 9.15	- 73 - 70	29.755	51 52	42	37	40	42.5	Cirri	Fair	W 0.13				Clear at top 1 inch clear feathers below
24	W		10. 9.	- 97 -	29.97	50 -	30	32	44	38	M. S. Clear Cir. strate	Fine	SW 0.04		Winds dived inside		Same state 2 inches clear feathers below
25	T		10. 10.	- 87 - 95	29.91	40 -	36	31	43	37	M. S. Cirri	Very fine	SW				Same state
26	F		11.30 9.40	- 93 - 90	29.915	45 -	32	20	38	29	M. S. Overcast	Fog at night Fair	SW W				Same state 1 inch clear feathers below
27	T		12. 9.40	- 75 - 68	29.715	46 49	51	37	54	45.5	M. S. Overcast	Fair	W 0.05		Winds dived outside		Same state
28	S	5.30 after	10. 9.30	- 70 - 60	29.65	50 52	48	43	52	47.5	M. S. Cirri	Fine	SW 0.90				Same state
29	M		12. 9.	- 20 - 07	29.175	53 55	51	45	58	50.5	M. S. Cirri	Throxy Windsport	SW 0.77				Same state
30	T	5.7.44 5.3.54	10. -	- 05 - 30	29.175	-	50	45	54	49.5	M. S. Cirri	Windsport	SW				Same state 2 inches clear feathers below
				30.45 29.05	29.835		19	50	43.33				3.69				

1041	December	Day of the Week	Surveys 2 sets	Hour of Observation	Barometer	Mean of the Barometer	Thermometer in the Vestibule	Thermometer at foot of stairway	Thermometer on the porch	Lowest	Highest	Mean Temperat	Modification of the Clouds	General Appearance of the Weather	Direction of the Wind	Rain	Miscellaneous Observations	Observations relating to Animals	Observations relating to Plants	Tagliabrus Therm-glass
1	W		r. 7.46 s. 3.52	10. 9.	29.44 - 43	29.435	55 -	50	44	51	47.5	Overcast	Fair Rain	W	0.03				Clear at top 2 inches clear feathers below Same state	
2	T			10. 9.	- 52 - 30	29.45	- -	49	45	53	49	Clear. Cirri	Fine Rain	W	0.07				Same state	
3	T			10.30 9.	28.99 29.25	29.12	- 54	51	47	53	50	Overcast	Rain	W	0.35				Same state	
4	T			10 9.15	- 35 - 72	29.535	53 -	40	43	49	46	Overcast	Rain	W	0.01				2 1/2 inches clear feathers below Same state	
5	S		0.16 aft	10. 9.15	30.03 - 12	30.075	52 -	46	40	40	44	M. S. Clear Cirri - Cirrostratus	Fair Windy	W	0.15				Same state	
6	M			10	29.03		-	51	40			M. S. Overcast	Windy Rain	W	0.06				Same state	
7	T								37	52	44.5	M. S. Overcast	Fair	W	0.12				Same state	
8	W		r. 7.55 s. 3.49						47	53	50	S. J. M. S. Cirri nimbus	Rain Fine showers	W	0.25				Same state	
9	T								37	49	43	M. S. Cirri S. J.	Fine Rain	W					Same state	
10	T								47	53	50	M. S. Cirri nimbus S. J.	Rain Fine	W	0.21				Same state	
11	T								37			M. S. Cirrostratus	Rain	W					Same state	
12	S		0 9.35 aft.						39	52	45.5	Overcast S. J.	Rain Fair	W	0.16				Same state	
13	M								47	52	49.5	Overcast Cirrostratus nimbus S. J.	Rain Fair Hail	W	0.15				Same state	
14	T								30	40	43	Overcast	Rain Fair	W	0.15				Same state	
15	W		r. 8.1 s. 3.49						20	49	30.5	Overcast	Windy Fair Rain	W					Same state	


1841		Sun rises sets	Moon sets rises	Barometer	Mean of the Barometer	Thermometer in the shade	Thermometer at hour of observation	Thermometer on the post			Modification of the Clouds	General Aspect of the Weather	Direct of the Wind	Rain	Miscellaneous Observations	Observations relating to Animals	Observations relating to Plants	Taglines Storm-glass
December	Day of the Week							Lowest	Highest	Mean Temperature								
16	T	5.0.2 1.3.50						30	49	43.5	M. T. Cirri Cumuli	Most clear	SW	0.10				
17	F							30	43	36.5	M. T. Cirri Cirrostrati	Very fine	NW		Windows dewed inside			
18	S							20	35	27.5	M. T. Cirri E. T.	White fog Fine	NW		Windows iced			
19	S							19	32	25.5	M. T. Cirri E. T.	White fog Fine	N		Windows iced Tens chimed			
20	M							20	34	31	M. T. Overcast E. T.	Fair	N		Windows iced Snow 2 inches deep on Thermometer post.			
21	T	2.49 mm	9.30	29.60	29.715	40	25	22	31	26.5	M. T. Cirri E. T.	Fine	NW		Windows dewed		Clear at top feathers ascending	
22	W	5.0.6 1.3.50	9.40	-83	29.865	40	34	21	37	29	M. T. Overcast Sun going	Fair	SW				Same state	
23	T		9.50	-	29.865	-	40	33	45	39	M. T. Cirri	Rain	W	0.20	Snow not all gone Windows dewed on outside		Same state	
24	F		9.50	30.09	30.05	-	42	37	49	43	M. T. Cirrostrati E. T.	Fair	W	0.05			Same state	
25	J		10.	29.83	29.70	-	42	42	44	43	Overcast	Rain	NW	0.20			Same state	
26	S		10	-80	29.94	46	33	26	38	32	M. T. Overcast E. T.	White fog Very fine	N	0.06	Windows dewed inside		Same state	
27	M		10	-19	30.19	44	30	28	38	33	M. T. Fog E. T.	Foggy Fine	NW				Same state	
28	T	4.39 mm	10	-16	30.16	44	38	29	43	36	M. T. Cirrostrati E. T.	Fine	N				Same state	
29	W		10	-	30.145	-	43	37	45	41	Overcast	Rain	SW	0.02			Clear at top 1 inch clear feathers below	
30	T		10	-15	30.175	-	37	34	42	38	M. T. Cirri	Fair	NW	0.04			Same state	
31	F	5.0.9 1.3.57	10	-27	30.27	47	37	34	40	37	M. T. Cirrostrati	Very fine	SW				Same state	
			0.30		30.27	29.860		19	53	40.06				2.50				

1841	No of days on which Rain fell	Rain	Winds								Barometer			utmost range		Thermometer.			
			N	S	E	W	NE	SE	NW	SW	Mean Height	Highest	Lowest	Highest	Lowest	Mean Temperat	Mean Highest	Mean Lowest	Differ Solar var
Jan 17	2.50	7	2			4	2	2	17	4	29.836	30.44	28.95	52	2	34.00	39.56	28.54	11.02
Feb 16	1.07	12	1		2	3	7	1	2	5	29.826	30.39	29.13	54	4	35.58	40.67	30.50	10.17
Mar 13	1.30	4				8		5	7	11	29.975	30.50	29.40	68	28	46.90	57.35	36.30	21.05
Apr 18	2.58	5				9	3		8	5	29.910	30.23	29.45	77	28	47.87	58.51	36.62	21.89
May 14	2.39	4	1		1	8	3	2	5	10	29.954	30.40	29.30	84	36	57.96	70.16	45.80	24.36
Jun 12	1.74	6				7			10	12	30.017	30.42	29.59	84	35	57.36	69.76	45.20	24.56
July 10	1.93	3	1		1	15			13	3	29.998	30.22	29.33	82	42	58.37	70.76	49.96	20.80
Aug 18	2.61					18			8	6	29.983	30.35	29.54	83	42	63.14	73.10	52.40	20.70
Sept 17	4.13	2			4	13		2	6	5	29.848	30.20	29.27	86	34	66.10	70.56	49.13	21.43
Oct 26	5.51	7			1	10		1	12	1	29.648	30.21	28.94	85	28	49.58	56.33	42.83	13.50
Nov 14	3.69	7				10	1	1	7	8	29.835	30.45	29.05	58	19	43.33	48.72	37.42	11.30
Dec 19	2.38	4				2			20	7	29.860	30.27	28.99	53	19	40.06	45.06	35.29	9.77
202	31.03	61	5		9	107	16	14	115	77	29.890	30.50	28.94	86	2	49.52	58.37	40.83	

Barometer not observed from 6 to 21.

The Barometer & a Thermometer are in the Vestibule. The Mean Temperature, mean highest & lowest have been on a post 2 feet 8 inches from the grass facing the North. The Rain was measured by Howard's Rain Gauge hang about 8 inches from the ground. Little dependence can be placed on the ascension of

corrections of any kind have been made in registering the Barometer. calculated from observations made on Thermometers hung North, but in no way sheltered. which was placed near the post on which the Thermometers Winds owing to the situation of Abham Lodge.



1842	Days of the Week	Surveys to the age	Hour of Observation	Barometer	Mean of the Barometer	Thermometer in the vestibule	Thermometer on port of the observatory	Thermometer on the port	Lowest	Highest	Mean Temperature	Modification of the Clouds	General Appearance of the Weather	Direct of the Wind	Rain	Miscellaneous Observations	Observations relating to Animals	Observations relating to Plants	Tagliabue's Storm glass.
1	S		10.15 8.30	30.27 -	30.27 -	46 -	37 -	34 -	40 -	37 -		M: T. Overcast	Fair	SW					
2	S	r. 8.8 s. 4.1	10.10 8.30	-24 -17	30.205 -	45 -	33 -	29 -	35 -	32 -		M: T. Overcast	Fair	SW					Clear at top 1 inch clear feathers below Same state
3	M	10.8 aft	10.10 8.30	-10 -04	30.07 -	44 -	33 -	31 -	35 -	33 -		M: T. Cirri	Fair	SW	0.02				Same state
4	T		10.30 8.30	29.99 30.05	30.02 -	42 -	31 -	21 -	34 -	22.5 -		M: T. Cirri	Very fine	SW					Same state
5	W		10. 8.30	-10 -12	30.11 -	41 -	32 -	27 -	35 -	31 -		M: T. Cirri	Fair	SW					Same state
6	T		10. 8.30	-19 -37	30.28 -	- 42	33 -	30 -	37 -	33.5 -		M: T. Cirri	Fair	SW		A little snow on the ground			Clear at top 1/2 inch clear feathers below Same state
7	F		10.15 8.30	-50 -	30.50 -	41 -	26 -	24 -	34 -	29 -		M: T. Cirri	Very fine	SW		Windsnowed inside			Same state
8	S		10.15 8.30	- -43	30.465 -	- 40	30 -	26 -	31 -	28.5 -		M: T. Cirri	Fair	SW					Same state
9	S	r. 8.6 s. 4.9	10. 8.30	-29 -22	30.255 -	39 -	28 -	28 -	28 -	28 -		M: T. Overcast	Fair	SW					Same state
10	M		10 8.30	-19 -12	30.155 -	- -	28 -	27 -	33 -	30 -		M: T. Overcast	Fair	SW					Same state
11	T	0 4.15 aft	10 8.30	-04 -07	30.055 -	- 40	33 -	27 -	34 -	30.5 -		M: T. Cirri	Fair	SW		A little snow			Same state
12	W		10.15 8.30	-08 -	30.00 -	- 41	34 -	30 -	35 -	32.5 -		M: T. Cirri	Fine	SW	0.16	Snow 1/2 inch thick on the port			Same state
13	T		10.30 8.30	29.90 -70	29.84 -	40 41	33 -	28 -	37 -	32.5 -		Overcast	Snowy	SW					Same state
14	F		10.15 8.30	-60 -76	29.60 -	40 43	34 -	30 -	36 -	33 -		Overcast	Fair	SW	0.13	Snow going			Same state
15	S		10.15 8.30	30.00 -	30.00 -	41 42	33 -	25 -	37 -	31 -		Cirri	Fair	SW		Snow not all gone			Same state
16	S	r. 8.1 s. 4.19	10. 8.30	29.80 -94	29.07 -	41 43	38 -	25 -	44 -	34.5 -		Cirri 2. J 2. J.	Windy Fine	SW	0.02	Snow not all gone			Same state

1842

1842 January	Days of the Week	Sun rises & sets	Moon's age	Hour of Observation	Barometer	Mean of the Barometer	Thermometer in the shade	Thermometer in the sun	Thermometer at the foot	Lowest	Highest	Mean Temperature	Modified of the Clouds	General appearance of the Weather	Direction of the Wind	Rain	Miscellaneous Observations	Observations relating to Animals	Observations relating to Plants	Tagliabue's Storm-glass
17	M	5.8. 5.4.20		10.15 8.30	30.15 -27	30.21	42 44	37	33	43	30	M: F. Clear	Fine	W	0.03	Snow not all gone when drifted			Clear at top & rest clear feathers below same state	
18	T			10.15 8.30	-40 -46	30.43	43	30	25	33	29	2. J. M: F. Clear	White Frost Foggy	W		Snow not all gone	A bittern shot in Cobham Park			
19	W	5.9. 9.0. aft		10.15 8.30	-50 -43	30.465	-	32	30	35	32.5	2. J. M: F. Clear	Foggy	W		Snow not all gone			Same state	
20	T			10. 8.30	-22 -13	30.175	41 42	31	25	33	29	2. J. M: F. Overcast	White Frost Fair	N		Snow not all gone			Same state	
21	F			10.15 8.30	-10 -09	30.095	-	33	30	34	32	2. J. M: F. Overcast	Fair	N		Snow not all gone			Same state 1 inch clear feathers below same state	
22	T			10.15 8.45	29.91 -45	29.60	41 42	34	31	38	34.5	M: F. Overcast	Fair Rain	E		Snow not quite all gone			Same state	
23	S			10. 8.30	-33 -66	29.495	41 42	33	29	36	32.5	M: F. Clear	at tail snow Fair	NW	0.05	Snow not quite all gone			Same state	
24	M	5.7.51 5.4.33		10. 8.45	-89 -80	29.845	40	27	19	35	27	2. J. M: F. Clear	White Frost Very fine	N		Snow not all gone			Same state	
25	T			10.15 8.45	-45 -70	29.615	-	37	28			M: F. Cirrostratus	Very fine Wind light	NW	0.14	Snow not all gone			Same state	
26	W	5.30 5.30 aft		10.15 8.45	-44 -26	29.35	41 43		25	45	35	2. J. Overcast	Wind light High wind	NW	0.24	Snow not all gone			Same state	
27	T			10. 8.45	-76 -90	29.83	-	39	36	44	40	M: F. Clear	Fine	N					Same state	
28	F			10. 8.45	- -99	29.945	44 45	38	32	45	38.5	2. J. M: F. Clear	Very fine	NW					Same state	
29	T			10. 8.45	30.05 -16	30.105	44 45	33	26	41	33.5	2. J. M: F. Overcast	Light rain Fair	NW		Snowing beams about 3.2			Same state 1 inch clear feathers below same state	
30	S			10.15 8.45	-29 -	30.29	44 45	36	33	40	36.5	2. J. M: F. Overcast	Fair	NW	0.04				Same state	
31	M	5.7.42 5.4.46		10. 8.45	-20 -00	30.14	-	43	33	40	40.5	2. J. M: F. Overcast	Fair	W					Same state	

30.50
29.26 30.049

19 40 32.56

0.03

1842	February	Days of the Week	Time of day	Hour of observation	Barometer	Mean of the Barometer	Thermometer in the vestibule	Thermometer on the post at hour of observation	Lowest	Highest	Mean Temperature	Modification of the Clouds	General Appearance of the Weather	Rain	Direction of the Wind	Miscellaneous Observations	Observations relating to Animals	Observations relating to Plants	Tagliabue's Therm-glass
1	T			10.15	30.18	30.19	46	30	31	46	38.5	Mt. Cirri Cumuli E.T.	Very fine	0.09	SW				
2	W		10.26	10.15	-	30.145	46	45	28	51	34.5	Mt. T. Overcast Cirrostrati E.T.	Fair		NW				Clear at top 1 1/2 inch clear feathers below
3	T		7.37	10.15	-45	30.475	-	45	41	40	44.5	Mt. T. Overcast	Rain early	0.04	W				Same state 2 inches clear feathers below
4	F		5.4.51	10.15	-	30.40	40	39	35	46	40.5	Mt. T. Overcast Clear	Foggy Fair		N				Same state 2 3/4 inches clear feathers below
5	S			10.15	-33	30.30	46	35	30	30	34	Mt. T. Overcast	Very fine		NE				Same state 3 inches clear feathers below
6	T			10.15	-18	30.10	44	33	28	37	32.5	Mt. T. Overcast	Very fine		N				Same state
7	M			10.	29.78	29.82	43	35	26	41	33.5	Mt. T. Overcast	Fair	0.12	SW				Same state
8	T			10.15	-	29.88	-	35	29	40	38.5	overcast	Rain	0.05	W	Vestibule under covered on outside			Same state
9	W		7.28	10.	-88	29.84	-	40	37	49	43	Mt. T. Cirri	Fine	0.03	E				Same state
10	T		5.5.2	10.	-80	30.045	-	47	40	52	46	Mt. T. Overcast	Fine		N				Same state
11	F		11.54	10.	-99	30.045	50	47	40	52	46	Mt. T. Overcast	Fine		N				Same state
12	T			10.	-65	30.075	-	51	45	53	49	Cirri.	Fair		SW				Same state
13	S			10.20	-	30.115	-	51	47	53	50	Cirri.	Rain in evening		SW				Same state
14	M			10.20	-23	30.22	52	46	36	52	44	overcast	Rain	0.11	SW				Same state
15	T		7.16	10.	-40	30.52	50	43	35	53	44	Mt. T. Cirri Cumuli E.T.	Very fine	0.09	SW				Same state
			5.5.12	10.	-55	30.54	52	40	39	53	46	Clear. Cirri	Post beach		W				Same state 4 inches clear feathers below

1842	February	Days of the Week	Time into & out of sun	Hour of observation	Barometer	Mean of the Barometer	Thermometer in its vestibule	Thermometer at 15 post at hour of observation	Thermometer at 15 post	Lowest	Highest	Mean Temperature	Modification of the Clouds	General Appearance of the Weather	Direction of the Wind	Rain	Miscellaneous Observations	Observations relating to Animals	Observations relating to Plants	Tagliabue's Therm. glass
16	W		5.7.14 5.5.14	10. 8.45	30.56 -	30.56	51 52	45	40	52	46		M:J. Foggy	Fair	W					
17	T			10. 8.45	-45 -36	30.405	51	44	35	50	42.5		M:J. Overcast	Fine	W					Clear at top 3 1/2 inches clear feathers below Same state
18	F		11.41 mom	10.15 8.45	-38 -44	30.41	49	38	30	47	38.5		M:J. Cirri	Very fine	N					Same state
19	S			10.15 8.45	- -30	30.37	47 48	34	24	47	35.5		M:J. Clear	White fog Very fine	W					Same state
20	S			10. 8.45	-12 -00	30.06	46 47	35	31	42	36.5		M:J. Overcast	Fair	NW					Same state
21	M			10. 8.45	29.84 -88	29.85	46	41	31	50	40.5		M:J. Overcast	Fair Rain after	SW					Same state
22	T		5.7.3 5.5.25	10.10 8.45	-80 -75	29.775	- 48	44	32	50	41		M:J. Overcast	Fine	W	0.23				Clear at top 3 inches clear feathers below Same state
23	W			10.10 8.45	-50 -31	29.405	- 49	46	37	51	44		M:J. Cirri	Fine	W					Same state
24	T			10. 8.45	-22 -20	29.21	- 50	43	38	40	43		M:J. Cirri	Fair Rain in evening	W	0.08				Same state
25	F		4.15 mom	10.15 8.45	-31 -40	29.355	48 49	41	33	45	39		M:J. Clear Cirri	Fine	N	0.14				Same state
26	T			10. 8.45	-47 -62	29.545	47 48	40	20	40	38		M:J. Cirri	Very fine shower	NW	0.04				Same state
27	S			10. 8.45	-57 -46	29.515	46 47	44	31				M:J. Overcast	High wind & rain	W	0.07				Same state
28	M		6.50 5.36	10. 8.45	-69 -52	29.605	- 49	45	37				M:J. Cirri	Fair Rain	W	0.28				Same state

30.56
29.20

24 53 41.07

1.37

1042

1842	March	Day of the Week	Time of day	Hour of day	Barometer	Mean of the Barometer	Thermometer in the vestibule	Thermometer in the highest hour of the day	Lowest	Highest	Mean temperature	Modification of the Clouds	General appearance of the weather	Direction of the Wind	Rain	Miscellaneous Observations	Observations relating to Animals	Observations relating to Plants	Tagliabue's Therm-glass.
1	T			10. 0.45	29.33 -32	29.325	49	50	43	51	47	Overcast	Rain Fair	NW	0.00				
2	W		r. 6.45 1.5.39	10. 0.45	-83 -79	29.81	50	45	35			2. J. Overcast	Wind Fair	NW	0.03				Clear at top 3 inches clear feathers below Same state
3	T			10. 0.45	-96	29.96	51	54	49	58	52.5	Overcast	Fine windy	W	0.37				Same state
4	F		C 1.22 noon	10. 0.45	30.04 -02	30.03	52	46	41	49	45	Overcast	Fair	NW	0.01				Same state
5	T			10. 0.45	-00 -12	30.10	50	45	34	52	43	2. J. M. J. Clear Cirrostrati	Very fine	NW		Windows dewed			Same state 4 inches clear feathers below Same state
6	S			10. 0.45	-06	29.99	50	45	20	55	41.5	2. J. M. J. Clear Cirrostrati	Most beautiful	JW		Windows dewed			Same state
7	M			10.15 0.45	-80 -65	29.725	50	45	30	53	41.5	M. J. Overcast Cirrostrati	Fair Wind Fair	JW			First sea cal	Same state	
8	T			10. 0.45	-57 -55	29.56	51	50	45	56	50.5	M. J. Overcast Cirrostrati	Fine	W	0.07				Same state
9	W		r. 6.31 1.5.51	10. 0.45	-70 -40	29.55	51	44	35	49	42	M. J. Overcast Cirrostrati	Rainy night	W	0.13				Same state
10	T			10. 0.45	-60	29.875	49	43	30	40	43	Clear. Cirri Pluviosum	High Wind Fair	NW	0.52	Diverging beams about 3 1/2.			Same state
11	F			10. 0.45	-11	30.015	51	45	36	54	45	Overcast	Fair Wind	NW	0.02				Same state
12	T		O 6.29 noon	10. 0.45	30.11 -10	30.105	50	48	32	57	44.5	2. J. M. J. Overcast Pluviosum	Very fine	JW	0.07				Same state
13	S			10. 0.45	-00 -20	30.10	51	47	40	52	46	2. J. M. J. Cirri	Fine	N					Same state
14	M			10.15 0.45	-30 -35	30.325	51	45	40			M. J. Overcast	Rain early Fair	JW	0.09				Same state
15	T			10. 0.45	-39 -40	30.395	54	53	45	57	51	2. J. M. J. Overcast	Fair	W					Same state
16	W		r. 6.14 1.6.4	10. 0.45	-39 -27	30.33	53	50	40	54	51	M. J. Overcast	Fair	W	0.01				Same state

1842

March	Days of the Week	Time rises & sets	Time of observation	Barometer	Mean of the Barometer	Thermometer in the shade	Thermometer at the hour of observation	Thermometer on the spot	Lowest	Highest	Mean Temperature	Modification of the Clouds	General Appearance of the Weather	Direction of the Wind	Rain	Miscellaneous Observations	Observations relating to Animals	Observations relating to Plants	Tagliabue's Storm-glass
17	T	7.6.12 5.6.6	10. 0.45	30.20 29.96	30.09	53 54	51 44	50	51	51	M.S. Overcast	Fair	W						
18	F		10. 0.45	-82 -77	29.795	53	48	43	51	47	M.S. Cirri Nimb	Fine Windy Showery	W	0.04					Clear at top 4 1/2 inches clear feathers below. Same state
19	T	10.42 aft	10. 0.45	-66 -47	29.565	51 52	43	36	47	415	M.S. Nimb	Windy Showery	W						Same state
20	S		10. 0.45	-39 -60	29.535	49 50	41	36	50	43	M.S. Cirri S.T.	Windy Fine Shower	N	0.01					Same state
21	M		10. 0.45	-96 30.20	30.08	48 49	43	37	49	43	M.S. Cirri Nimb S.T.	Fine Showery	W	0.05					Same state
22	T		10. 0.45	-22 -06	30.14	40 49	42	33	40	405	M.S. Cirri S.T.	Fine	W	0.04					Same state 4 inches clear feathers below Same state 3 inches clear feathers below Same state 2 1/2 inches clear feathers below Same state 2 inches clear feathers below Same state 1 1/2 inch clear feathers below Same state
23	W		10. 0.45	-12 -24	30.18	47	41	30	47	385	S.T. M.S. Clear Cirri Cumuli S.T.	Rain at night Fine with showers	NW	0.00					
24	T	7.5.56 7.6.18	10. 0.45	-27 -26	30.265	46 47	41	27			M.S. Overcast S.T.	Fine	NW	0.01					
25	F		9.30 0.45	-19 29.00	30.035	40 49	49	36	54	45	M.S. Cirri S.T.	Fair	W						
26	T	1.57 aft	10. 0.45	-70 -69	29.695		44	37	50	435	M.S. Cirri Nimb S.T.	Rain at night covering Fine & Showery	NW	0.06					
27	S		10. 0.45	-82 -84	29.83	49	44	31	53	42	M.S. Cirri S.T.	Fine	NW	0.01					
28	M		10. 0.45	-80 -83	29.815	53	52	43	60	515	M.S. Overcast S.T.	Fine	NW						Same state
29	T		10. 0.45	-95 30.00	29.975	52 55	51	44	50	51	M.S. Cirri Nimb S.T.	Fine	NW						Same state
30	W		10. 0.45	29.96 -99	29.975	54 56	50	45	60	525	Overcast S.T.	Rain Fine	NW	0.03					Same state 2 1/2 inches clear feathers below Clear at top 4 inches clear feathers subiding Same state
31	T	7.5.39 7.6.29	10. 0.45	-85 -60	29.725	54 58	50	43	58	505	Overcast S.T.	Wind & rain at night	W	0.06					

Diverging beams about 3 o'clock

30.40
29.32

27 60 45.05

1.79

1842	April	Days of the Week	Time when taken	Hour of Observation	Barometer	Mean of the Barometer	Thermometer in the vestibule	Thermometer in post at foot of observation	Thermometer on the roof	Lowest	Highest	Mean temperature	Modification of the Clouds	General Appearance of the Weather	Direction of the Wind	Rain	Miscellaneous Observations	Observations relating to Animals	Observations relating to Plants	Tagliabue's Storm-glass.
1	F			10.	29.46	29.45	54	45	43	49	46		M. J. Cirri Nimb	Shower	W	0.06				
2	T		6.30 a.m.	10.	-66	29.75	51	39	34	47	40		Overcast Nimb	Rain Shower	NW	0.10				Clear at top 4 inches clear feathers subsiding Same state
3	S		7.53 a.m.	10.	-07	29.96	40	40	31	40	39		Clear Cirri	Very fine	N	0.02	Diverging beams about 3			Same state
4	M			10.	-22	30.28	-	42	35	50	42		E. J. M. J. Cirri	Shower Fair	NE	0.01				Same state
5	T			10.	-38	30.37	47	45	27	52	39		E. J. M. J. Cirri	Very fine	NE					Clear at top 3 1/2 inches clear feathers rising Clear at top 3 inches clear feathers ascending Same state 2 1/2 inches clear feathers ascending Same state
6	W			10.	-22	30.22	47	45	24	54	39		E. J. M. J. Cirri	Very fine	NE					Same state
7	T			10.10	29.40	29.93	-	46	33	59	46		Cirrocumuli E. J. M. J. Overcast	Fine	N					Same state
8	F			10.	30.12	30.18	50	49	36	57	46		E. J. M. J. Overcast	Very fine	NE					Strawberries in bloom in the House.
9	T		7.53 a.m.	10.	-36	30.30	50	47	28	50	39		E. J. M. J. Cirri	Very fine	NE					Same state
10	S		10.31 a.m.	10.	-	30.38	49	47	20	53	40		E. J. M. J. Cirri	Fine	NE					Same state
11	M			10.	-29	30.24	49	40	31	50	40		E. J. M. J. Cirri	Very fine	NE					Same state
12	T			10.	-16	30.12	49	42	36	48	42		E. J. M. J. Cirri	Fair	NE					Same state
13	W			10.	-05	30.02	-	38	36	44	40		E. J. M. J. Overcast	Rain	NE		Diverging beams about 3			Same state
14	T			10.	-	30.08	-	40	35	52	43		E. J. M. J. Overcast	Fine	NE	0.13				Same state 2 inches clear feathers ascending Same state
15	F		7.53 a.m.	10.	-10	30.10	49	43	30	50	44		E. J. M. J. Overcast	Fair	NE					Same state

1042

[illegible]

1842	May	Day of the Week	Sun rising & setting	Moon age	Hour of observation	Barometer	Mean of the Barometer	Thermometer in the vestibule	Thermometer in the port	Thermometer on the post	Lowest	Highest	Mean temperature	Modification of the Clouds.	General appearance of the weather	Direction of the Wind	Rain	Miscellaneous Observations	Observations relating to Animals	Observations relating to Plants.	Tagliabue's Storm-glass
1	S				9.45	29.99	30.04	60	61	39	69	54		M. F. Fog.	Most beautiful	N E					
2	M		0.46 aft	10.	-10	30.10	60	60	36	65	50.5		2. J. M. F. Clear	Most beautiful	N E					First Cucumber	Clear at top 5 inches clear feather & subdividing
3	T		7.4.32 5.7.23	9.45	-07	30.035	57	58	32	71	51.5		2. J. M. F. Clear	Most beautiful	W					First Strawberry from house.	Same state
4	W			10.	-	29.995	58	58	45	66	55.5		Clear. Cumuli	Rain in evening	W	0.06	Dazzling beam about 3.30			Same state	
5	T			9.	-97	29.835	58	59	37	64	50.5		Cirri. Cumuli	Fine	W					Same state	
6	F			10.	-52	29.51	58	54	45	61	53		Overcast	Rain in evening	W	0.23				Same state	
7	T			9.	-50	29.36	57	57	47	60	53.5		Overcast	Shower	W	0.24				Same state	
8	S			9.50	-49	29.63	57	55	46	61	53.5		Overcast	Shower	W	0.24				Same state	
9	M		7.4.20 5.7.32	10.	-90	30.00	58	55	42	50	50		Cirri	Thawing	NW	0.09				Same state	
10	T		0 11.38 noon	9.	-22	30.10	58	55	42	50	50		Overcast	Fine	W	0.05				Same state	
11	W			10.	-20	30.21	57	56	33	66	49.5		Clear. Cirri	Thunder	W	0.11				Same state	
12	T			9.	-03	29.905	-	60	40	66	53		Clear. Cirri	Fine	W					Same state	
13	F			10.	-90	30.015	57	46	44	62	53		Overcast	Rain in the night	W	0.27				Same state	
14	T			9.	-10	30.13	-	61	40	71	55.5		2. J. Clear	Very fine	W					Same state	
15	S			10.	-16	30.26	60	49	37	75	56		2. J. Clear. Cirri	Most beautiful	W					Same state	
16	M		7.2.9 5.7.43	9.	-30	30.415	60	43	39	60	53.5		2. J. M. F. Cirri	Most beautiful	N E					Same state	
17	T			10.	-44	30.43	59	63	38	69	53.5		2. J. M. F. Foggy	Most beautiful	N E		Little webs on the grass.			Same state	
18	W			9.	-42	30.43	59	63	38	69	53.5		2. J. M. F. Foggy	Most beautiful	N E					Same state	

Saw an Eel on the wall of house

Little webs on the grass.
Cetonia aurata on Lilacs & Hawthorn

1842	May	Days of the Week	Sun rises & sets Moon's age	Hour of Observation	Barometer	Mean of the Barometer	Thermometer in the vestibule	Thermometer in the post	Lowest	Highest	Mean temperature	Modification of the Clouds	General appearance of the Weather	Direction of the Wind	Rain	Miscellaneous Observations	Observations relating to Animals	Observations relating to Plants	Tagliabue's Storm glass	
17	T		5.10 0.10 aft.	10. 9.	30.37 -27	30.32	50 60	60	37	66	51.5	M.T. Cirri	Most beautiful	SE						
18	W			10. 9.	-14 -00	30.07	57 64	53	42	67	54.5	E.S. Overcast	Fair.	SE					Clear at top 5 inches clear feathers below Same state	
19	T		5.4-4 3.740	10 9.	29.89 -83	29.86	63 50	64	39	67	53	M.T. Cirri Himbi	Fine with rain	SW			Found a dead Sorex remifer in the flower garden Podium. Owen.	First Peas	Same state	
20	F			10. 9.	-77 -70	29.775	57 -	50	39	63	51	Cirri Himbi	Fine with a shower	SW	0.03				Same state	
21	T			10 9.	-77 -80	29.705	-	50	40	64	56	Cirri. Himbi	Fine & showery	SW	0.01				Same state	
22	S			10 9.	- -	29.80	50	62	44	60	56	Cirri. Cumuli	Most beau	SW	0.02				Same state	
23	M			10. 9.	-86 -92	29.89	-	62	43	69	56	Clear. Cirri	Very fine	SE					Same state	
24	T		9.39 mm	10 9.	- -80	29.86	-	50	46	64	55	Overcast Himbi	Fine Thunder lightning	SW	0.41				Same state	
25	W			10 9	- -92	29.86	50 -	50	41	67	54	Clear. Cumuli Himbi	Fine with showers	SW					Same state	
26	T			10 9	-87 -91	29.89	59 60	59	49	70	59.5	Overcast Cirri	Rain fine Very fine	SW	0.13				Same state	
27	F			10 9	-99 30.00	29.995	- 62.	67	40	70	59	Clear. Cirri Cumuli	Most beau	SW					Same state	
28	T			10 9	-08 -17	30.125	60 62	60	49	71	60	Clear. Cirri Cumuli	Rain early Very fine	SW	0.13		The lower long eared bat brought to me long eared. Owen	First new forced potatoes	Same state	
29	S			10 9.	-20 -13	30.165	61 62	69	41	72	56.5	M.T. Cirri Cumuli	Most beau	SW					Same state	
30	M			10 9.	-05 -14	30.095	63	69	45	73	59	Clear. Cirri Cumuli	Most beau	SW					Same state	
31	T		5.51 3.8.3	10. 9.	-19 -27	30.23	62 -	67	46	76	61	E.S. Clear. Cumuli	Most beau	SW					Same state	
					30.44 29.35	29.991						32	76	54.45	1.70					

1842

June	Day of the Week	Sun rises & sets	Moon sets	Hour of Observation	Barometer	Mean of the Barometer	Thermometer in the vestibule	Thermometer at top of observation	Thermometer on the foot	Lowest	Highest	Mean temperature	Modification of the Clouds.	General appearance of the Weather	Direction of the Wind	Rain	Miscellaneous Observations	Observations relating to Animals	Observations relating to Plants	Tagliabue's Therm-glass
1	W	6.51 mon		10 9	30.29 -26	30.275	63 65	99	41	79	60		Clear. Cirri Cumuli E. J.	Most beautiful	W					
2	T	7.3.51 J. 8.5		10 9	-28 -34	30.31	64	66	55	75	65		Clear. Cirri Cumuli E. J.	Most beautiful	SW			a Gordius found in the Pigeon pen		Clear at top 5 inches clear feathers subsided Same state
3	F			10 9	-37 -32	30.345	63 65	72	39	70	58.5		Clear. Cirri E. J.	Most beautiful	W					Same state
4	T			10 9	-22 -13	30.175	64 67	76	41	86	63.5		Clear Cirri cumuli E. J.	Most beautiful	TW					Same state
5	S			10 9	-06 29.99	30.025	66 68	81	47	86	66.5		M. J. Cirri E. J.	Most beautiful	TW					Same state
6	M			10 9	- 30.14	30.065	67 63	78	45	89	67		Clear Cirri E. J.	Most beautiful	NE					Same state
7	T	7.3.47 J. 8.10		10 9	-27 -32	30.295	62 68	72	47	81	64		M. J. Cirri E. J.	Most beautiful	NE			Rest on my sheets.		Same state
8	W	0 10.14 aft		10 9	-33 -	30.33	- 70	74	50	82	66		E. J. M. J. Misty	Most beautiful	SE					Same state
9	T			10 9	- -24	30.205	67 70	71	47	79	63		M. J. Misty E. J.	Most beautiful	N					Same state
10	F			10 9	-22 -19	30.205	68 70	72	47	81	64		M. J. Clear E. J.	Most beautiful	NE					Same state
11	T			10 9	-25 -30	30.275	68 72	73	50	86	68		E. J. M. J. Misty	Most beautiful	NE					Same state
12	S			10 9	-36 -40	30.30	71 73	77	52	90	71		E. J. M. J. Misty	Most beautiful	N			First natural strawberries		Same state
13	M			10 9	- -28	30.34	70 72	75	50	93	71.5		E. J. M. J. Misty Cirri Cumuli	Most beautiful	N					Same state
14	T	7.3.44 J. 8.15		10 9	-23 -16	30.195	- 71	82	55	85	70		E. J. M. J. Misty Cirri Cirrostratus Cumuli	Most beautiful	NE					Same state
15	W	0 4.52 aft.		10	-14	30.14	69	70	50	79	64.5		Clear. Cirri E. J.	Most beautiful	NE			First Beans		Same state

1842	June	Days of the month	Surings & sets	Moon's age	Rise of other	Barometer	Height of barometer	Thermometer in shade	Thermometer at foot of mountain	Thermometer at top of mt. pos.	Lowest	Highest	Mean temperature	Modified General Direct of the Clouds appearance of the Weather	Miscellaneous Observations	Observations relating to animals	Observations relating to plants	Tagliabue's Storm-glass.
	16	T	r. 3.44 J. 8.16	10. 9	- -	30.13 -11	30.12	67 -	68	44	75	59.5	M.T. Clear Cirri Cumuli	Most beautiful SW				
	17	F		10. 9.	-14 -16	30.15	30.15	64 -	65	49	70	63.5	E.T. M.T. Cirri	Most beautiful SW				Clear at top benches clear feathers below same state
	18	S		10 9.	-14 -00	30.07	30.07	65 64	72	51	75	63	M.T. Cirri Nimbi	Fine a little rain	SW			Same state
	19	S		10. 9.	29.80 -02	29.85	29.85	67 65	67	47	75	61	Cirri Nimbi	Rain Fine	SW 0.39			Same state
	20	M		10. 9.	-- --	29.82	29.82	-- 66	73	50	75	62.5	Cirri Nimbi	Fine Shower	SW 0.02			Same state
	21	T	r. 3.44 J. 8.18	10. 9.	-76 --	29.76	29.76	-- -	73	52	77	64.5	Cirri Nimbi	Fine	W 0.02			Same state
	22	W	@ 9.22 aft	10. 9.	-05 --	29.85	29.85	-- 67	71	51	75	63	Clear Cirri Cirrostrati	Fine	W			Same state
	23	T		10 9.	-92 -93	29.925	29.925	64 65	67	46	74	60	Clear Cumuli Nimbi	Fair	W			Same state
	24	F		10. 9.	-82 --	29.82	29.82	64 -	61	50	73	65.5	overcast	Rain Fair	W 0.06			Same state
	25	J		10. 9.	-90 -75	29.825	29.825	-- -	62	54	69	61.5	overcast Nimbi	Fine Showers	SW 0.02			Same state
	26	S		10. 9.	-79 30.02	29.905	29.905	63 -	63	55	71	63	Cirri E.T.	Very fine	SW 0.04			Same state
	27	M		10. 9.	-24 -43	30.335	30.335	-- 64	64	48	78	62	Clear Cirri E.T.	Most beautiful	SW		First cherries	Same state
	28	T		10. 9.	-46 -28	30.37	30.37	-- 67	70	43	82	62.5	Clear Cirri Cumuli	Most beautiful	SW			Same state
	29	W	r. 3.40 J. 8.18	10. 9.	-19 -13	30.16	30.16	-- 69	70	50	85	67.5	Clear Cirri Cumuli	Most beautiful	W			Same state
	30	T	@ 11.41 aft	10	-02	29.97	29.97	67 64	68	50	73	61.5	overcast	Rain Fair Rain	N 0.01			Same state
						30.46 29.75	30.119			39 93	64.10				0.56			

1842	July	Days of the Week	Surf & Air Therm. at 5 a.m.	Hour of Observation	Barometer	Mean of the Barometer	Thermometer in the vestibule	Thermometer at hour of observation	Thermometer at the post	Lowest	Highest	Mean temperature	Modification of the Clouds	General Appearance of the Weather	Direction of the Wind	Rain	Miscellaneous Observations	Observations relating to Animals	Observations relating to Plants	Tagliabue's Therm. glass.
1	F			10. 9.	29.90 -95	29.925	64 66	52	50	73	815		overcast	Fair	W	0.67				
2	T		5.3.50 5.0.18	10. 9.	- -99	29.97	64	61	50	60	59		Cirri- Nimb.	Fine with hail shower	W					Clear at top 5 inches clear feathers subsided Same state
3	S			10. 9.	30.04 -04	30.04	63 64	67	40	72	60		Clear. Cirri	Fine	NW	0.11				Same state
4	M			10. 9.	29.89 -80	29.845	- 66	67	55	70	66.5		Overcast Cumuli Cirri	Fine	W					Same state
5	T			10. 9.	-77 -94	29.855	65 64	69	52	70	61		Clear. Cirri Cumuli Nimb.	Fine with showers	W					Same state
6	W			10. 9.	30.14 -27	30.205	63 64	64	40	72	60		E. S. Cirri	Fine	NW	0.16				Same state
7	T			10. 9.	-19 29.97	30.08	62	64	41				Overcast	Shower	SW					Same state
8	F		0 7.1 noon	10. 9.	-90 -74	29.82	- 62	68	49	70	59.5		Cirri-Cumuli Nimb.	Therory Rain at night	SW	0.00				Clear at top 5 1/2 inches clear feather below
9	S		5.3.56 5.0.14	10. 9.	-70 -79	29.785	61 62	61	56	69	62.5		Cirri Nimb.	Fair in afternoon	W	0.16				Clear at top 5 inches clear feather below
10	S			10. 9.	-90 -	29.90	61 62	64	40	75	61.5		Clear. Cirri	Most beautiful	W	0.07				Same state 4 1/2 inches clear feather ascending Same state
11	M			10. 9.	-70 -72	29.75	65 66	70	51	82	66.5		E. S. Clear. Cirri Nimb.	Fine & dry 2nd day rain clearing	SW					Same state 5 inches clear feather subsided Same state
12	T			10. 9.	-95 30.16	30.055	65 66	67	53	76	64.5		Clear. Cirri Cumuli	Very fine	W	0.04				Same state
13	W			10. 9.	-23 -30	30.265	65 67	69	51	75	63		Clear. Cirri	Very fine	W					Same state
14	T		10.5 aft.	10. 9.	-40 -43	30.415	65 -	67	49	75	62		E. S. Clear. Cirri	Most beautiful	NW					Same state
15	F			10. 9.	-46 -38	30.42	- 67	74	43	82	62.5		E. S. M. S. Clear	Most beautiful	NW					Same state
16	T		5.4.3 5.0.9	10. 9.	-27 -15	30.21	66 -	73	43	79	61		E. S. Clear. Cirri Plumose	Most beautiful	SW					Same state

a male Lesser
Spotted Woodpecker
brought killed at
Okeana

1842	July	Days of the Week	Time since 12 noon & state of sky	Hour of observation	Barometer	Mean of the Barometer	Thermometer in the shade	Thermometer at hour of observation	Thermometer on the roof	Lowest	Highest	Mean temperature	Modification of the Clouds	General appearance of the Weather	Direction of the Wind	Rain	Miscellaneous Observations	Observations relating to Animals	Observations relating to Plants	Tagliabue's Storm-glass.
17	S		5.4.4 7.0.0	10. 9.	30.00 29.92	29.96	66 67	77	49	84	66.5		Clear. Cirri	Most beautiful	W					Clear at top 6 1/2 inches clear feathers subsiding Same state
18	M			10. 9.	- -94	29.93	- 68	75	52	82	67		Clear. Cumuli	Most beautiful	W					Same state
19	T			10. 9.	- -90	29.92	- -	76	57	77	67		Cirri. Nimbi	Showery	W	0.03				Same state
20	W			10. 9.	-83 -80	29.815	66 -	69	50	72	61		E. J. Cirri. Nimbi	Showery Thunder	W	0.09				Same state
21	T			10. 9.	-82 -92	29.87	62 61	58	48	66	57		Overcast Nimbi	Showery	NW	0.13				Same state
22	F		10.57 mon	10. 9.	30.06 -20	30.13	- 62	65	47				E. J. Clear. Cirri	Fine	NW	0.01				Same state 6 inches clear feathers ascending Same state
23	T			10. 9.	-26 -27	30.265	61 63	70	44	77	60.5		Cirri.	Most beautiful	NE					5 inches clear feathers ascending Clear at top 5 inches clear feathers ascending Same state
24	S		5.4.13 7.7.50	10. 9.	-22 -10	30.16	- 68	73	41	90	65.5		E. J. Clear	Most beautiful	NW					Same state
25	M			10. 9.	-03 -00	30.015	65 66	74	47	84	65.5		E. J. Fog. Cumuli	Most beautiful	W					Clear at top 6 inches clear feathers subsiding Same state
26	T			10. 9.	-05 -12	30.005	65 -	70	42	70	60		E. J. M. J. Cumuli	Most beautiful	W					Same state
27	W			10. 9.	-22 -	30.22	64 67	62	40	80	60		E. J. Overcast Nimbi	Rain Showery	W		Diverging beams in part h.			Same state
28	T			10. 9.	-15 -04	30.10	68 67	71	52	81	66.5		Clear. Cirri	Most beautiful	W	0.07				Same state
29	F			10. 9.	29.95 30.00	29.975	63 -	60	51	71	61		E. J. Overcast	Fine	W					Same state
30	T		2.42 aft	10. 9.	-10 -11	30.105	61 63	60	44	71	57.5		Overcast	Most beautiful	W					Same state
31	S		5.4.24 7.7.40	10. 9.	-22 -29	30.255	61 63	58	51	72	61.5		E. J. Overcast Cirri	Most beautiful	NW					Same state 5 inches clear feathers ascending
					30.46 29.72	30.045				40	90	62.32				1.62				

1842	August	Days of the Week	Sun. rises & sets Moon's age	Hour of observation	Barometer	Mean of the Barometer	Thermometer in the vestibule	Thermometer at hour of observation	Thermometer on the roof	Lowest	Highest	Mean temperature	Modification of the Clouds	General appearance of the weather	Direction of the Wind	Rain	Miscellaneous Observations	Observations relating to animals	Observations relating to plants	Tagliabue's Therm-glass
1	M			10.	30.34	30.34	63	64	45	77	61	61	M. T. Ciri	Most beautiful	NW					
2	T		r. 4.27 s. 7.45	10.15	-27	30.195	65	74	43	84	635	635	E. S. Clear. Ciri	Most beautiful	W					Clear at top 5 inches clear feathers below Same state
3	W			10.15	-06	30.03	-	74	52	84	60	60	E. S. Fog Ciri Cumuli	Most beautiful	N					Same state
4	T			10.	29.90		70	81	50	87	605	605	E. S. Clear	Most beautiful	W					Same state
5	F													Most beautiful	W					Same state
6	T		0 2.45 aft.	10	30.33	30.03	69	67	58	72	65	65	overcast	Rain	SW				First Grapes	Same state
7	S			9.45	-05	30.06	-	69	63	70	655	655	E. S. Ciri	Most beautiful	SW	0.26				Same state
8	M			10.15	-13	30.13	68	71	50	81	655	655	overcast	Most beautiful	SW					Same state
9	T		r. 4.37 s. 7.33	10.	-	30.005	49	79	53	86	695	695	E. S. Clear. Ciri	Most beautiful	SE					Same state
10	W			10.15	29.03	29.79	74	93	60	90	79	79	E. S. Ciri - Ciri Cumuli	Most beautiful	SE					Same state
11	T			10.	-99	30.11	69	64	64	73	605	605	E. S. Clear. Ciri Cumuli	Most beautiful	W	0.94			First Fig & Pargenville Pears	Same state
12	F			10.	-35	30.375	-	71	50	70	64	64	E. S. Clear. Ciri Cumuli	Most beautiful	W					Same state
13	S		5.22 mon	10.	-49	30.495	69	70	55				E. S. Ciri	Most beautiful	W					Same state
14	S			10.	-	30.47	70	81	53	90	715	715	E. S. M. T. Ciri	Most beautiful	W					Same state
15	M			10.	-34	30.31	71	83	51	96	735	735	E. S. Clear	Most beautiful	W				First Peach	Same state
16	T		r. 4.40 s. 7.20	10	-27	30.27	-	81	51	90	755	755	M. T. Clear	Most beautiful	E					Same state

1842	August	Days of the Week	Surrounding Temp. & State	Hour of Observation	Barometer	Mean of the Barometer	Thermometer in the vestibule	Thermometer at hour of observation	Thermometer on the post	Lowest	Highest	Mean temperature	Modification of the Clouds	General appearance of the weather	Direction of the Wind	Rain	Miscellaneous Observations	Observations relating to Animals	Observations relating to Plants	Tagliabue's Storm-glass	
17	W		7.4.50 5.7.10	10.	30.23	30.235	72	76	50	85	715		Clear	most beautiful	SW					Clear at top 7 inches clear feathers subsided Same state	
18	T			10.	-00	30.035	73	85	50	97	775		Clear	Fine	SW					Same state	
19	F			10.	30.01	30.005	74	73	62	74	68		overcast	Fine with a little rain	SW					Same state	
20	T			10.	-09	30.095	69	66	59	75	67		overcast	Fine	SW	0.02				Same state	
21	S		2.14 mon	10.	-09	30.005	-	60	57	79	60		Cirri	Fair	SW					Same state	
22	M			10.	-05	30.045	-	70	53	88	705		Cirri	Fine	SE					Same state	
23	T			10.	-01	30.01	-	77	55	86	705		Clear	most beautiful	SW					Same state	
24	W		7.5.2 1.7.3	10.	29.96	29.92	60	73	47	79	63		Cirri-Cumulo-Strati	Very fine	N					Same state	
25	T			10.	-01	29.005	-	63	55				M. f. Overcast Nimbi	about 3.30 Showers light Thunder in the distance	N	0.35				Same state	
26	F			10.	-90	29.925	60	74	56	82	69		Clear-Cumuli	Very fine	W	1.04				Same state	
27	T			10	30.03	30.035	67	65	54	75	645		overcast	Fine	N					Same state	
28	S			10.	-05	30.05	66	64	56	73	645		M. f. Cirri	Rain fine	N	0.15				Clear at top 6 inches clear feathers below Same state	
29	M		3.49 mon	10	-07	30.07	68	70	55	80	60		overcast Nimbi	Fair	SW	0.03				Same state	
30	T			10.	-10	30.10	66	63	57	72	645		M. f. Overcast Nimbi	Fair Showers	SW	0.20				Same state	
31	W		7.5.12 1.6.48	10.	-22 -26	30.24	62 63	59	44	65	545		Cirri	Fair	SW	0.01				Clear at top 5 inches clear feathers ascending	
					30.50 29.75	30.115						43 90 67.03									3.00

1842
September

Days of the Week	Sunrise 2.46 Mean 10.15 aft	Hour of observation	Barometer	Mean of the Barometer	Thermometer in the vestibule	Thermometer at foot of observation	Thermometer on the post			Modification of the Clouds	General direction of the Wind	Rain	Miscellaneous Observations	Observations relating to Animals	Observations relating to Plants	Tagliabues Tom-glass.
							Lowest	Highest	Mean							
1	T	7.5.15 7.6.46	10. 9.	30.07 -05	30.06	63 64	57 52	71	615	Overcast	Rain all day	W	0.53			Clear at top 3 inches clear feather ascending Same state
2	F		10. 9.	-20 -20	30.24	66 70	49 57	83	70	Overcast	Most beautiful	W	0.29			Same state
3	S		10. 9.	- -29	30.29	66 69	63 58	76	67	E.S. M.T. Mist Cumuli	Heavy day Most beautiful	W		Little web on grass		Same state
4	S	0 10.15 aft	10. 9.	- -	30.29	68 67	64 52	73	625	M.T. Overcast	Very fine	NW				Same state
5	M		10. 9.	-30 -20	30.25	65 66	60 50	76	63	M.T. Cumuli Cirrostratus	Most beautiful	W		Little web on the grass		Same state
6	T		10. 9.	-06 -05	30.055	65 66	47 40	73	655	Cirri	most beautiful	W		Diverging beams about 3		Same state
7	W		10. 9.	29.99 -63	29.01	65 66	72 45	76	605	E.S. M.T. Cirri Nimbi	Fire Raining all day Wind Rain all day	E		Little web on grass		Same state
8	T	7.5.25 7.6.31	10. 9.	-52 -71	29.615	64 -	63 50	65	615	Overcast	Rain all day	W	0.20			Clear at top 5 inches clear feather below Same state
9	F		10. 9.	-68 -60	29.64	- -	64 53	67	60	Overcast	Fair & showery	W	0.60			4 1/2 inches feather below Same state
10	T		10. 9.	-50 -70	29.60	62 63	60 52	65	585	Cirri Nimbi	Thawing	N	0.01			Same state
11	S	3.50 aft	10. 9.	-76 -80	29.70	61 62	60 47	65	56	Cirri	Very fine	N	0.02			Same state
12	M		10. 9.	-80 30.03	29.955	61 62	61 51	67	59	2.5 Clear. Cirri Cumuli	Fire with shower	N				Clear at top 3 inches clear feather ascending
13	T		10. 9.	-15 -22	30.105	60 62	61 44	71	575	Clear. Cirri	Very fine	N	0.03			Clear at top 2 inches clear feather ascending
14	W		10. 9.	-24 -26	30.25	- 64	66 50	74	62	E.S. M.T. Fog	Fire	N				Clear at top 1 inch clear feather ascending
15	T	7.5.35 7.6.15	10. 9.	- -20	30.23	63 60	50 50	75	625	E.S. M.T. Cirri	Most beautiful	N				Same state

1842	September	Days of the Week	Time of day	Barometer	Mean of the Barometer	Thermometer in the shade	Thermometer in the sun	Thermometer on the foot	Lowest	Highest	Mean temperature	Modification of the Clouds	General appearance of the weather	Direction of the wind	Rain	Miscellaneous Observations	Observations relating to Animals	Observations relating to Plants	Tagliabru's Therm. glass.
16	F		7.5.37 7.6.13	10. 9.	30.20 -09	30.145 63	63	50	74	62	M. S. Cirri	Heavy dew on the grass	SW			Little dew on the grass			Clear at top 2 inches clear feathers ascending Same state
17	J			10. 9.	29.90 -83	29.065 66	70	52	75	63.5	E. S. Cirri-plexus Cirri.	Very fine Rain in evening	SW						Same state
18	S			10. 9.	- -77	29.00 62	59	52	63	57.5	Overcast.	Fair	E	0.30					Same state
19	M		6.3.4 aft	10. 9.	-70 -66	29.00 62	61	46	65	55.5	Clear Cirri Nimb.	Fine with showers	W	0.07					Same state
20	T			10. 9.	-62 -60	29.01 60	59	42	64	53	Clear Cumuli Nimb.	Fair showery	SW	0.30			Yellow patches in the elms.	Clear at top 3 inches clear feathers ascending Same state	
21	W			10. 9.	-58 -	29.50 59	53	40	65	56.5	Clear Cirri Nimb.	Fair showers	W	0.03					Clear at top 2 inches clear feathers ascending Clear at top 1 1/2 inch clear feathers ascending Same state
22	J			10. 9.	- -59	29.505 -	50	37	61	49	E. S. M. S. Fog	Heavy dew Fair showers	NW	0.13		Dipping beams about 2.			Same state
23	F		7.5.40 7.5.56	10. 9.	- -50	29.545 57	53	41	50	49.5	E. S. M. S. Cirri	Fair showers	SW	0.04					Same state
24	J			10. 9.	-44 -50	29.97 -	55	50			Overcast	Fair	NW	0.22					Same state
25	S			10. 9.	-61 -72	29.665 60	61	52	65	50.5	M. S. Cirri Cumuli	Fair showers	NW						Same state
26	M			10. 9.	-89 -99	29.94 60	50	40	61	54.5	Overcast Nimb.	Rain showers Thunder & light	NE	0.10					Clear at top 1 inch clear feathers ascending Same state
27	T		3.5 aft	10. 9.	-90 -99	29.905 59	52	40			Overcast.	Rain	NE	0.26					Same state
28	W			10. 9.	30.14 -	30.14 57	57	47	59	53	Clear Cirri Cumuli	Fine	NE	0.27					Same state
29	J			10. 9.	-12 -16	30.14 57	53	46	59	52.5	Cirri.	Fair & rain	NE	0.03					Same state
30	F		7.5.60 7.5.40	10. 9.	-21 -20	30.205 -	53	46	57	51.5	Clear Cumuli Nimb. Cirri E. S.	Very fine Wind	N	0.01					Same state
					30.30 29.44	29.936				37	83	50.69				3.50			

1842	October	Days of the Week	Time of day	Moons age	Sign	Observation	Barometer	Mean of the Barometer	Thermometer in the vestibule	Thermometer at top of observation	Thermometer on the post	Lowest	Highest	Mean Temperature	Modification of the clouds	General appearance of the weather	Direction of the Wind	Rain	Miscellaneous Observations	Observations relating to Animals	Observations relating to Plants	Tagliabues from glass.
1	S			10.			30.28	30.61	56	53	44	63	53.5	Clear. lim	Fine	N	0.02					Clear at top 1 inch clear feathers below Same state
2	S		r. 6.3 7.5.35	10 9			-34 -28	30.61	55 56	52	32	62	47	Clear	Heavy dew Fine	N						Same state
3	M			12.			-13	30.11	55	57	36	59	47.5	E. J. M. J. Fog	Heavy dew Fine	N						Same state
4	T		0 6.24 mon	10 9			- -16	30.125	55 56	53	37	50	47.5	E. J. M. J. Cumuli	Fine	NW						Same state 1/2 inch clear feathers ascending Same state
5	W			10.			-27	30.285	49	49	29	57	43	M. J.	Heavy dew Fine	NW						Same state
6	T			9.			-30	30.33	54	54	30	63	46.5	E. J. M. J.	Heavy dew Fine	NW						Same state
7	F			10.			-33	30.33	53	54	30	63	50.5	E. J. Cini	Fine	NW						Same state
8	S			9.			-	30.33	54	56	30	63	50.5	E. J.		NW						Same state
9	S		r. 6.15 7.5.19	10. 9.			-43 -50	30.465	-	56	42	63	52.5	overcast	Fine Rain	N						Same state
10	M			10. 9.			-54 -55	30.545	-	51	30	61	49.5	Fog	Heavy dew Very fine	E						Same state
11	T		D 6.41 mon	10 9			-50	30.525	58	59	46	63	52.5	M. J. Cini	Foggy	E						Same state
12	W			10. 9.			-47 -40	30.435	57 57	55	36	63	49.5	M. J. Cini	Heavy dew Most beautiful	NW		little robe of the grass				Same state
13	T			10. 9.			-33	30.365	58	58	41	54	40.5	Overcast	Fair	N						Clear at top 1 inch clear feathers below Same state
14	F			10. 9.			-32 -30	30.33	56 57	55	45	57	51	Overcast.	Fair	NW						Same state
15	S		r. 6.26 7.5.6	10. 9.			-32	30.31	55 56	50	33	55	44	M. J. Overcast	Fair	NW						Same state
16	S			10. 9			-39	30.355	55 57	52	46	59	52.5	M. J. Overcast	Fine	NW						Same state 1 1/2 inch clear feathers below Same state

1842 October	Days of the Week	Sun rises & sets hours age	Hours of Observation	Barometer	Mean of the Barometer	Thermometer in the vestibule	Thermometer at foot of observation	Lowest	Highest	Mean temperat	Modification of the Clouds	General appear of the Weather	Direction of the Wind	Rain	Miscellaneous Observations	Observations relating to Animals	Observations relating to Plants	Tagliabue's Therm-glass
17	M	r. 6.20 s. 5.2	10. 9.	30.12 29.07	29.995	56 57	50	46	55	50.5	M. S. Overcast S. J.	Fair	N E					Clear at top 2 inches clear feathers below. Same state
18	T		10. 9.	- 55 - 36	29.455	55 57	54	46	57	51.5	Clear. Cum.	Fair. Feels Rain in evening	W					Same state
19	W	⊙ 11.12 noon	10. 9.	- 39 - 62	29.505	54 53	43	38	40	43	Cum. Cumuli S. J.	Fine	NW 0.30					Same state
20	T		10. 9.	- 70 - 00	29.75	51 -	42	27	40	37.5	Clear. Cum. Cumuli S. J.	White Frost Very fine	NW					Same state
21	F		10. 9.	- 97 30.05	30.01	49 40	38	23	46	34.5	Clear. Cum. Cumuli S. J.	White Frost Very fine	NW					Clear at top 1 inch clear feathers below Clear at top 2 inch clear feathers below Same state
22	T		10. 9.	29.72 - 23	29.475	47 40	43	23	40	35.5	Overcast S. J.	Fair Rain in afternoon	NW					Same state
23	S		10. 15 9.	28.91 29.02	28.945	- 50	47	30	49	43.5	Cum. Cumuli S. J.	Fair Thunder lightning in evening	NW 0.41					Same state
24	M	r. 6.40 s. 4.48	10 9.	- 30 - 60	29.45	49 -	43	32	46	39	overcast S. J.	Fine	NW 0.05					Same state
25	T		10. 9.	- 66 - 30	29.52	40 50	41	32	40	40	overcast S. J.	Rain Wind in evening	NW 0.01					Same state
26	W		10 9.	- 64 - 70	29.67	40 49	41	20			clear S. J.	Fair	NW 0.46	Longwood saw a meteor 8.5 while crossing the bridge.				Same state
27	T	⊙ 0.41 noon	10 9.	- 75 - 00	29.775	40 50	45	30	51	44.5	Clear. Cum. Cumuli S. J.	Fine Lightning in evening	NW					Same state
28	F		10. 9.	- 74 - 70	29.72	49 -	46	36	51	43.5	Clear S. J.	Most beautiful	W					Same state
29	T		10. 9.	- 86 30.01	29.905	40 50	39	25	49	37	S. J. M. S. Clear	Most beautiful	W	Winders deuced				Same state
30	S		10. 9.	- 16 - 25	30.205	47 49	39	25	50	37.5	S. J. M. S. Clear	Most beautiful	NW	Winders deuced				Same state
31	M	r. 6.54 s. 4.34	10. 9.	- 30 -	30.30	- 50	49	40	53	46.5	S. J. Overcast	Fair	NW					Same state

30.55
28.91

23 63 45.75

1.25

1842	November	Days of the Week	sun rises & sets hours & age	Hour of Observation	Barometer	Mean of the Barometer	Thermometer in the vestibule	Thermometer on post at end of observ.	Thermometer on post	Lowest	Highest	Mean temperature	Modification of the Clouds	General appearance of the Weather	Direction of the Wind	Rain	Miscellaneous Observations	Observations relating to Animals	Observations relating to Plants	Tagliabru's Storm glass.
1	T			10.	30.30	30.26	50	49	40	54	47		M.T. Clear	Most beautiful	NW					
2	W		0 4.0 aft	10	-20	30.155	52	40	31	52	41.5		M.T. Fog.	Fair. Rain	W					Clear at top to inch clear feathers ascending
3	T		7.6.59 5.4.29	10	-05	30.03	50	44	20	50	39		Ciri	Fine	N	0.02	Thomas saw a fire shooting star about ten			Same state
4	F			10	-10	30.16	50	40	31	43	37		Ciri. Numbi E.S.	Fair & Hazy Rain & Hail	NE					Same state
5	T			10.	-	30.19	40	42	27	40	37.5		Ciri. Numbi E.S.	Fine & Hazy	N	0.08				Same state
6	S			10.	-20	30.20	47	39	29	43	36		Overcast.	Fair. Rain & morning	N					Same state
7	M			10.	-	30.10	46	43	33	50	41.5		E.S. Clear. Cumuli	Fine	N	0.02				Same state
8	T			10.	-	30.13	40	42	37	40	42.5		E.S. M.T. Overcast	Fair	N					Same state
9	W		7.7.9 5.4.19	10.	29.07	29.785	49	45	30				overcast	Fair Windy	SW					Same state
10	T		3 1.15 min	10.	-	29.65	50	49	42				overcast	Fair Windy Rain	SW	0.03				Same state
11	F			10.	-37	29.14	52	40	54	47			Overcast	Dispersed High cirr. at night	SW	0.11				Same state
12	T			11.40	-20	29.44	53	40	55	51.5			Overcast	Very fine	NW	0.46				Clear at top to inch clear feathers below
13	S			10.	-57	29.433	54	52	44	54	49		E.S. Overcast	Very fine	SW	0.41				Same state
14	M			10.	-00	29.00	54	40	43	40	45.5		Overcast	Fair	NW	0.38				Same state
15	T		7.7.20 5.4.10	10.	-70	29.70	44	43	46				Overcast	Rain night	NW	0.63				Same state
				9.	-						44.5									Same state

Trees nearly bare of leaves.

1842	November	Days of the Week	Sun rises & sets Means age	Hour of Observation	Barometer	Mean of the Barometer	Thermometer in the shade	Thermometer at hour of observation	Thermometer on the frost	Lowest	Highest	Mean Temperature	Modification of the Clouds	General appearance of the Weather	Direction of the Wind	Rain	Miscellaneous Observations	Observations relating to Animals	Observations relating to Plants	Taghiabue Storm-glass	
16	W	17.21 5.49	10. 9.	29.79 -96	29.045	53 -	44 43	45	44	Overcast	Fair Rain	E	0.20							Clear at top 2 inches clear feathers below Same state	
17	T		10. 9.	30.30 -50	30.40	50 -	40 36			Overcast.	Foggy	E N								Same state	
18	F	3.29 noon	10. 9.	-58 -54	30.58	- 49	43 33	45	39	Overcast	Fair	SW								Same state	
19	J		10. 9	-29 29.94	30.115	40 50	46 33	52	42.5	Overcast	Rain Fair, indy Rain at night	W	0.01							Same state	
20	S		10 9.	-80 -	29.80	52 -	45 44	49	46.3	Overcast	Fair	N	0.55							Same state	
21	M		11. 9.	-87 -88	29.075	50 -	42 35	44	39.5	M. S. Cini	Fine	N								Same state	
22	F		10. 9.	-43 -49	29.46	49 -	35 32			Overcast	Snow. Rain	E	0.29							Same state	
23	W	17.34 5.41	10. 9.	-57 -33	29.45	47 43	34 47	40.5	Cini	Fair Rain Wind at night	SE	0.07								Clear at top 1 inch clear feathers below Same state	
24	T		10. 9.	28.99 29.00	28.995	50 50	45 41	50	45.5	Clear Cini	Fine Thunder light is evening Wind clear Fine Rain afternoon	W	0.23							Same state	
25	F	8.59 noon	10.15 9.	- -05	29.025	49 50	43 39	47	46	Clear Cini Himbi	Very fine	W	0.41							Same state	
26	J		10.15 9.	-18 -33	29.255	49 44	30 50	44	43	Clear Cini	Very fine	W	0.16							Same state	
27	S		10.15 9.	-40 -24	29.32	51 43	35 49	42	42	Clear.	Rain at night Fair Wind at night	SE	0.05							Same state	
28	M		10.15 9.	-02 -33	29.175	- 53	54 41	54	47.5	Overcast	Fair Rain	SW	0.48							Same state	
29	T		10.15 9.	-60 -	29.60	52 53	40 40	51	45.5	Clear Cini	Fair	SW	0.04							Same state	
30	W	17.45 5.53	10.15 9.	-76 30.03	29.895	52 -	46 41	49	45	Cini E. J	Very fine	NW	0.02							Same state	
					30.58 28.95	29.767	27 55			43.23							4.65				

1842 December	Days of the Week	Sun rises & sets Moons age	Hour of Observation	Barometer	Mean of the Barometer	Thermometer in shade	Thermometer at hour of observation	Thermometer on the post			Modification of the Clouds	General appearance of the Weather	Direction of the Wind	Rain	Miscellaneous Observations	Observations relating to Animals	Observations relating to Plants	Tagliabues Storm-glass
								Lowest	Highest	Mean								
1	T		10.20 9.	30.10 - 39	30.245	52 54	52	38	54	45	overcast	Wind rain	NW	0.01				
2	F	0 4.15 moon r. 7.49 s. 3.51	10.15 9.	- 39 - 15	30.27	54 55	52	44	55	49.5	overcast 2. J.	Very fine	SW	0.03				Clear at top 1 inch clear feather below Same state
3	T											Fine	SW					
4	S											Very fine	SW					
5	M											Fine	SW					
6	T											Foggy	NW					
7	W											Foggy	NW					
8	T											Foggy	NW					
9	F	D 10.24 ast										Foggy	N					
10	S	r. 7.57 s. 3.49						31	51			Foggy	NW					
11	S		9. 10.30	30.05 29.94	29.995	47 49	40				overcast	Foggy Rain in night	NE	0.03				Clear at top 1 inch clear feather below Same state
12	M		9.30 10	- 90 30.04	29.97	50 53	53	40	57	40.5	Overcast	Fair	W	0.22	Windows damped on outside			
13	T		9.15 10	- 10 -	30.10	55 52	52	50	57	53.5	Cirri	Most beautiful	SW	0.01				Same state
14	W		9.15 10	- 16 -	30.16	54 56	49	45	56	50.5	Cirri	Most beautiful	SE					
15	T		9.15	-		54	52	42			Cirri	Most beautiful	SW					Clear at top 2 inches clear feather below Same state
16	F	r. 8.2 s. 3.50				55	49	35	56	45.5	Cirri	Fine	SE					

1842	Days of the Week	Sun rises & sets	Moon age	Hour of Observation	Barometer	Mean of the Barometer	Thermometer in the vestibule	Thermometer on the roof			Modification of the Clouds	General appearance of the Weather	Direction of the Wind	Rain	Miscellaneous Observations	Observations relating to Animals	Observations relating to Plants	Tagliabue's Storm-glass.
								Lowest	Highest	Mean								
17	T	6.46 a.m.		9.15	30.03	30.145	54				Cirri	Most beautiful	SW	0.02				
18	S	5.8.4 a.m.		9.10	-32	30.30	52	39	37	47	42	Cirri	Most beautiful	SW		Windows dewed		
19	M			9.10	-54	30.545	51	35	34			E. J.	Very fine	SW		Windows dewed		
20	T			10.30	-40	30.46		40	30	51	44.5	Overcast	Fine	SW				Clear at top 3 inches clear feathers below
21	W	5.8.5 a.m.		9.15	-30	30.30	54	51	47	55	51	Overcast	Fair	SW	0.01			Clear at top 3 inches clear feathers below
22	T			9.15	-27		53	49	45			E. J.	Clear. Cirri	SW				Same state
23	F									53				SW				Same state
24	T	4.45 a.m.		9.15	-72	29.805	50	34	31	42	36.5	M: F. Clear	White frost	SW	0.10	Windows dewed		Clear at top 3 inches clear feathers below
25	S			9.15	-	29.83	49	37	29	49	39	M: F. Clear	White frost	W				Same state
26	M	5.8.7 a.m.		9.15	-66	29.50	50	49	34	50	42	Overcast	Wind & rain	W	0.03			Same state
27	T			9.15	-40	29.57		42	41	45	43	Overcast	Most beautiful	SW	0.10			Same state
28	W			9.15	30.00	30.175	48	31	27	42	34.5	Clear	White frost	SW		Windows iced		Same state 2 inches clear feathers below
29	T			9.15	-20	30.22		47	30			E. J.	Fair	SW				Same state
30	F	5.8.8 a.m.		9.15	-27	30.27	50	52	42	54	40	Overcast	Very fine	SW				Clear at top 1 inch clear feathers below
31	T	7.2 a.m.		9.15	-23	30.195	51	51	39	54	46.5	Cirri	Fine shower	SW				Same state
				10.	-16										0.62			
					30.55	30.120		27	57	44.96								
					29.40													

1842	No of days with Rain fell	Rain	Winds								Barometer				Thermometer					
			N	S	E	W	NE	SE	NW	SW	Mean Height	Highest	Lowest	Diff	Highest	Lowest	Mean Temperat	Mean Highest	Mean Lowest	Diff or Max var
Jan	9	.83	7		2	4	2	1	13	3	30.049	30.50	29.26	1.24	40	19	32.56	37.16	20.29	8.87
Feb	14	1.37	5		1	0	1		0	5	30.020	30.56	29.20	1.36	53	24	41.07	42.07	34.07	14.00
Mar	21	1.79	2			12	1		11	5	29.932	30.40	29.32	1.08	60	27	45.85	53.07	38.19	14.88
Apr	6	0.32	9			1	10		2		30.164	30.40	29.40	1.00	01	24	46.00	52.36	35.56	22.80
May	13	1.70	2			0	3	2	6	11	29.991	30.44	29.35	1.09	76	32	54.45	67.06	41.83	25.23
June	7	.56	5			6	4	1	5	9	30.119	30.46	29.75	.71	93	39	64.10	79.40	48.80	30.60
July	12	1.62	2			16	1		9	3	30.045	30.46	29.72	.74	90	40	62.32	75.09	48.45	27.44
Aug	9	3.00	5		1	10		3	7	6	30.115	30.50	29.75	.75	90	43	67.83	81.57	53.80	27.77
Sept.	19	3.58	7		2	11	4		4	4	29.936	30.30	29.44	.86	03	37	58.69	67.96	49.06	18.90
Oct	6	1.25	6		2	3	1		19		30.038	30.55	28.91	1.64	63	23	45.75	55.23	36.00	19.23
Nov	21	4.65	0		3	5	1	2	5	0	29.767	30.58	28.95	1.63	55	27	43.23	49.11	37.30	11.81
Dec.	10	.62	1			3	1	2	13	11	30.120	30.55	29.40	1.15	57	27	44.96	51.61	38.30	13.31
	147	21.37	59		11	87	37	11	102	65	30.022	30.47	29.37	1.10	98	19	50.64	60.37	40.80	

No observations on the 5th

No observations from 5 to 10 except of the winds

The Barometer & Thermometer are in the Vestibule. No corrections of any kind have been made in registering the Barometer. The Mean Temperature, mean highest & lowest have been calculated from observations made on Thermometers being on a post 2 feet or inches from the glass facing the North, but in no way sheltered. The Rain was measured by Howards Rain Gauge which was placed near the post on which the Thermometers hang, about 6 inches from the ground. Little dependence can be placed on the account of the winds owing to the situation of Cobham Lodge.

An open notebook with two blank, lined pages. The pages are cream-colored with light blue horizontal ruling. The notebook has a dark cover visible around the edges. The pages are slightly aged and show some minor discoloration. The binding is visible in the center crease.

1843	January	Days of the Week	Time rises & sets Moon's age	Hour of Observation	Barometer	Mean of the Barometer	Thermometer in the vestibule	Thermometer at four ft. observation	Thermometer on the post	Lowest	Highest	Mean temperature	Modification of the Clouds	General appearance of the Weather	Direction of the Wind	Rain	Miscellaneous Observations	Observations relating to Animals	Observations relating to Plants	Tag lines & Storm-glass.
1	S		5.8.8 7.41	9.15 10.	30.33 -28	30.305	50 49	32	30	43	36.5		Clear Cirri	White Frost Most beautiful	NW	0.03	Windows dewed			Clear at top 2 inches clear feather below
2	M			9.15 10.	-12 -16	30.14	46	39	27				Overcast	White Frost Most beautiful	NW					Clear at top 1 inch clear feather below
3	T			9.15 10.	-27 -24	30.255	43	21	19				Clear	White Frost Most beautiful	NW		Windows iced			Clear at top 2 inch clear feather below
4	W			9.15 3.30 10.	29.96 30.07	30.015	— 44	41	32		45	30.5	Overcast	Rain Fine	NW	0.02				Feathers to the top
5	T			9.15 3.30 10.	29.90 30.10	30.00	—	38	33		38	35.5	M. S. Cirri	Most beautiful	NW	0.08				Same state
6	F			9.10 10.	-16 -10	30.13	—	35	31				E. S.	White Frost Very fine	NW					Same state
7	S		5.8.7 7.46	9.20 10.	-03 29.75	29.89	— 45	42	34	46	40		M. S. Overcast	Rain Wind Rain	NW	0.04				Same state
8	S		5.11 aft	9.20 10.	-49 -40	29.445	— 47	37	32	39	35.5		Overcast Cirri E. S.	Rain Most beautiful	W	0.18				Same state
9	M			9.15 10.	-75 -30	29.525	44 46	33	30	46	38		M. S. Clear	Fine Shower	NW	0.05	Windows dewed			Same state
10	T			9.10 10.	28.98 29.19	29.085	45	34	29	42	35.5		Nimbi	Wind rain Sleet. Windy. Fine	NW	0.11		First Scales		Same state
11	W			9.15 10.15	— 28.90	29.045	43 44	33	30	39	34.5		M. S. Clear	Fine Snow in the afternoon	NW	0.01	Windows dewed			Same state
12	T			9.15 10.	-80 29.20	29.00	43	32	27	34	30.5		Overcast	Stormy. High winds at night	NW		Snow 3 inches deep on the post			Same state
13	F			9.20 10.	28.48 -75	28.615	—	42	27	44	35.5		Cirri Nimbi	Wind High Stormy	SW	0.59	Thunder & lightning at 8 1/2 Bar. 28.36 Snow nearly all gone			Same state
14	T			9.20 10.15	29.12 28.72	28.92	—	36	21	40	30.5		Clear Cirri	Fair Rain Snow at night	NW	0.12	Saw river from Lib. window			Same state
15	S		5.8.2 7.47	9.15 10.15	29.00 -16	29.08	42	32	28	36	32		Overcast	Very fine	W		Snow on the gravel			Same state
16	M		5.27 mon	9.10 10.20	-40 -98	29.69	41 42	37	27	41	34		M. S. Cirrostrati	Very fine	NW	0.24	a little snow here & there			Same state

1843

January

Days of the Week

Time of day
& sets
down of

Hour of
Observation

Barometer

Mean
of the
Barometer

Thermometer
in the
Vestibule

Thermometer
at base of
Observation

Thermometer
on the spot

Lowest

Highest

Mean
temperature

Modification
of the
Clouds

General
Appearance
of the
Weather

Direction
of the
Wind

Rain

Miscellaneous
Observations

Observations
relating to
Animals

Observations
relating to
Plants

Tagliabue's
Storm-glass

17 T 7.8. 9.10 30.23 30.24 42 34 31 43 37 M.S. Overcast Fine SW

18 W 7.4.20 10.20 - 25 30.445 44 42 34 50 42 M.S. Cirri Fair SW 0.03

19 T 9.15 - 55 30.525 45 33 32 44 38 M.S. Fog

20 F 9.10 30.38 30.285 40 37 33 41 37 M.S. Overcast Fine NW

21 S 9.10 - 00 30.00 45 35 30 41 355 M.S. Overcast Fair SW

22 S 9.15 - - 30.00 44 40 31 44 375 M.S. Overcast Fair SW

23 M 9.20 - - 30.03 - 43 35 45 40 M.S. Cirri Fair SW

24 T 9.20 - 92 29.925 - 45 42 47 445 Overcast Rain SW 0.15

25 W 9.20 30.10 30.125 - 41 37 40 425 M.S. Cirri Fair SW 0.03

26 T 9. - 11 30.105 - 47 38 51 445 M.S. Overcast Fair SW 0.01

27 F 9.30 - 07 30.035 - 51 41 Overcast Fair W

28 T 9.15 29.89 29.94 - 54 54 Overcast Fine W

29 S 9.15 30.04 54 51 45 Overcast Fair 0.02

30 M 0.1 30.55 29.891

31 T 7.4.43 28.48 19 56 37.17

Left Cobham

1.60

1843	February	Days of the Week	sun rises & sets hours & mts	Hour of Observation	Barometer	Mean of the Barometer	Thermometer in the vestibule	Thermometer at foot of observation	Thermometer on the pond	Lowest	Highest	Mean temperature	Modification of the Clouds	General appearance of the Weather	Direction of the Wind	Rain	Miscellaneous Observations	Observations relating to Animals	Observations relating to Plants	Tagliabue's Storm glass
1	W																			
2	T		5.7.40 7.4.40																	
3	F																			
4	T																			
5	S																			
6	M																			
7	T		4.32 aft																	
8	W		5.7.30 7.4.59		30.07	41		23					Returned				Earthquake in the West Indies - Antigua Guadalupe			
9	T		9.30 10.	- 02	29.96	29.99	43	37		48			M. J. Overcast	Fair Rain at night	NW	0.78				
10	F		9.20 10.	- 93 - 90	29.915	42	35	33	41	37			Clear. Am.	Fair	NW	0.14			Clear at top 4 inch clear feathers ascending same state	
11	T		9.20 10.	- 92 30.00	29.96	-	36	31	41	36			2. J. M. J. Overcast	Fair	N	0.01			Same state	
12	S		9.20 10.	- 08 -	30.08	-	37	35	40	37.5			M. J. Overcast	Fine	E				Same state	
13	M		5.7.21 7.5.9	9.20 10.25	- 05 29.94	29.995	43	33	24	42	33		M. J. Clear	White Frost very fine	N		Windows dewed		Same state	
14	T		8.10 aft	9.20 10.10	- 80 - 60	29.74	41	28	21	41	31		2. J. M. J. Clear	White Frost	N		Windows iced		Same state	

1843

1843	February	Days of the week	Sun rises 2 sets Moon sets	Day of Observation	Barometer	Mean of the Barometer	Thermometer in the shade	Thermometer at hour of observation	Thermometer at the post	Lowest	Highest	Mean temperature	Modification of the clouds	General Appearance of the Weather	Direction of the Wind	Rain	Miscellaneous Observations	Observations relating to Animals	Observations relating to Plants	Tagliabue's Storm-glass	
15	W		7.7.10 7.5.12	9.20 10.15	29.52 - 40	29.46	39	25	18	30	23	M: S. Clear	Increasing times	N			Windows iced		Clear at the top 1/2 inch clear feathers ascending		
16	F			9.20 10.15	- 29 -	29.27	37 38	26	21	33	27	M: S. Cirri	Fair	N			Windows dewed		Same state		
17	F			9.20 10.30	- 52 - 50	29.51	36 38	24	16	37	26.5	M: S. Cirri	Fine Snow all night	N W			Windows iced		Same state		
18	T			9.20 10.20	- 43 - 44	29.435	37 38	31	30	33	31.5	M: S. Overcast	Fair & windy	N E			Snow on the ground		Same state		
19	S			9.20 10.15	- 44 - 38	29.41	38 40	34	32			Overcast	Fair Rain in the afternoon	E	0.08				Same state		
20	M			9.20 10.15	- 31 - 40	29.355	- 42	38	35			M: S. Overcast	Rain Fair	N E	0.35		Snow not all gone		Same state		
21	T	10.46 noon		9.20 10.15	- 43 - 39	29.41	- 45	43	33	54	43.5	M: S. Clear	Mostly fair	T E	0.04		Snow not all gone		Same state		
22	W	7.7.3 7.5.25		9.15 10.15	- 32 - 40	29.36	- 47	43	39	52	45.5	Overcast	Rain Fair	T W	0.10		a little snow left		Same state		
23	T			9.20 10.15	- 50 - 60	29.55	- 49	47	39	55	47	M: S. Cirri	Fine	N	0.03		a little snow left when it had drifted		Same state		
24	F			9.20 10.15	- 60 - 67	29.675	47 -	37	37	44	40.5	M: S. Overcast	Fair	N E					Same state		
25	T			9.20 10.15	- - 66	29.665	45 -	34	33	37	35	M: S. Overcast	A little snow Rain	N					Same state		
26	S			9.30 10.15	- - 38	29.52	43 44	33	32	39	35.5	M: S. Overcast	Snowing Fair Rain	N E			Snow 2 1/2 inches deep on the post		Same state		
27	M			9.15 10.15	- 00 28.92	28.96	43 44	37	33	40	36.5	M: S. Overcast	Rain	N	0.45		a little snow left		Flake at top 1 inch clear feather below		
28	T	7.6.50 7.5.36		9.20	29.08 - 50	29.29	-	37	37	39	38	M: S. Overcast	Fair Snowing	N W	0.07		a little snow left		Same state		
					30.08 28.92	29.587	16 55 35.52										2.05				

1043 March	Days of the Week	Sunrise & Sunset	Hour of Observation	Barometer	Mean of the Barometer	Thermometer in the Vestibule	Thermometer at top of Staircase	Thermometer on the post			Modification of the Clouds	General Appearance of the Weather	Direction of the Wind	Rain	Miscellaneous Observations	Observations relating to Animals	Observations relating to Plants	Tagliabue's Storm-glass
								Lowest	Highest	Mean								
1	W	5.3 mon	9.15	29.72	29.81	43	32	30	42	36	M.T. Clear Cumuli Nights	Fine with slight rain at night	N	0.04	Windows dewed diverging beams about 35			Flake at top 1 inch clear feathers below Same state
2	T	7.6.46 5.5.39	9.15	-99	30.04	42	31	24	42	33	M.T. Clear Cumuli S. J.	White Frost Fine	N		Windows dewed			Same state
3	F		9.15	-10	30.15	41	31	23	41	32	M.T. Overcast	Very fine	N		Windows dewed			Same state
4	T		9.15	-33	30.375	41	34	27	43	35	M.T. Overcast	Fair	N					Same state
5	S		9.15	-	30.42	40	32	22	43	32.5	M.T. Cini	White Frost Fine	W		Windows dewed diverging beams about 35			Same state
6	M		9.15	-33	30.315	-	40	31	45	30	S. J. M.T. Cumuli	Fair	W					Same state
7	T		9.15	-27	30.255	41	34	23	48	35.5	M.T. Clear	White Frost most beautiful	N E		Windows dewed			Same state
8	W	7.6.33 5.5.49	9.20	-29	30.335	42	37	25	45	35	S. J. M.T. Clear	White Frost Fine	N E					Same state
9	T	9.49 mon	9.20	-39	30.395	42	35	29	42	35.5	S. J. M.T. Overcast	Fair	N E					Same state
10	F		9.20	-22	30.16	-	40	25	44	34.5	M.T. Overcast	Fair a little rain	J E					Same state
11	T		9.30	-20	30.20	43	43	30	50	40	M.T. Cini	Fair	SW	0.02				Same state
12	S		9.15	-02	29.91	-	43	40	43	41.5	M.T. Overcast	Fair	NW					Same state
13	M		9.15	-	29.74	-	40	35	51	43	M.T. Clear	Fair Rain in night	NW					Clear at top 1 inch clear feathers below Same state
14	T		9.15	-52	29.62	49	50	43	53	40	M.T. Cini	Fine a little rain	W	0.13				Same state
15	W	7.6.17 5.6.1	9.15	-83	29.915	51	47	47	55	51	M.T. Overcast	Fair	NW	0.01				Same state
16	T	5.49 mon	9.15	-05	30.045	-	50	47	63	55	M.T. Cini	most beautiful	W					Same state 2 inches clear feathers below

1843	March	Day of the week	Sun rises & sets	Hour of Observation	Barometer	Mean of the Barometer	Thermometer in the shade	Thermometer on the post	Lowest	Highest	Mean temperature	Modification of the Clouds	General appearance of the Weather	Direction of the Wind	Rain	Miscellaneous Observations	Observations relating to Animals	Observations relating to Plants	Tagliabue's Storm-glass
17	F		7.6.12 7.6.5	9.15 10.15	29.99 -94	29.965 52	40 54	36 63	495	M.S. Clear	Heavy dew Most beautiful	TW				a white band from E to W from about 10 to 12 miles among the stars towards Sirius - did not see any stars through it	Butterflies 2 at the top of the lanceolate this morning		Clear at top 3 inches clear feathers below Same state
18	T			9.15 10.15	- -	29.94 56	49 56	31 60	495	M.S. Clear	Heavy dew Most beautiful	TW							Same state
19	S			9.15 10.15	- -89	29.915 54	45 43	37 56	465	M.S. Fog	Foggy	NE E							Same state
20	M			9.15 10.15	-76 -59	29.675 55	45 55	39 66	525	M.S. Ciri	Most beautiful a little cumuli at night	NE							little flake at top 3 inches clear feathers below Same state
21	T			9.15 10.15	-56 -50	29.53 -	55 -	44 61	525	M.S. Ciri Cumuli	Most beautiful Rain in night	TW	0.01						Same state
22	W		10.34 aft	9.15 10.15	- -49	29.495 57	51 57	47 63	55	M.S. Ciri	Very fine	TW	0.48						Same state
23	T			9.10 10.15	-50 -62	29.56 52	53 52	47		M.S. Ciri	Very fine	TW	0.08						Same state
24	F		7.5.57 7.6.17	9.15 10.15	- -76	29.69 57	59 57	41 65	53	M.S. Ciri	Very fine	E							Same state
25	T			9.15 10.45	-80 -77	29.785 53	47 53	41 52	465	M.S. Ciri	Very fine	NE	0.01						Same state 3 inches clear feathers subdividing Same state
26	S			9.15 10.15	- -79	29.78 50	43 50	36 50	43	Clear Cumuli	Fine Windy	E							Flakes at top 2 inches clear feathers below Same state
27	M			9.15 10.15	- -	29.79 -	40 -	35		M.S. Ciri	Fine	NE							Same state
28	T			9.15 10.15	- -87	29.83 49	47 49	37 50	435	M.S. Ciri	Very fine	NE							Flakes at top 2 inches clear feathers below Same state
29	W			9.30 10.15	30.00 -02	30.01 47	42 47	29 56	425	M.S. Foggy	Very fine	NE							Same state 1 inch clear
30	T		11.49 aft.	9.20 10.15	29.92 -72	29.82 52	50 52	34		M.S. Ciri	Fine a little rain	TW							Same state
31	F		7.5.40 7.6.20	9.15 10.15	-53 -56	29.545 53	56 53	45 50	515	M.S. Ciri	Fair Rain in the afternoon	TW	0.05						Same state
					30.42 29.49	29.935		22 60	4325						0.03				

1843

April	Days of the Week	Time of day	Hour of observation	Barometer	Mean of the Barometer	Thermometer in the shade	Thermometer at height of observation	Lowest	Highest	Mean temperature	Modification of the Clouds	General appearance of the Weather	Direction of Wind	Rain	Miscellaneous observations	Observations relating to animals	Observations relating to plants	Tagliani's Storm Glass
1	T		9.20 10.15	29.58 - 61	29.595	53 54	50	45	59	52	overcast Nimbi	Rain Heavy	S.W.	0.10				Flakes at top - 3 inches clear Feathers below Same shade
2	T	7.5.36 7.6.32	9.20 10.15	- 56 - 74	29.65	56	52	52	59	55.5	circi	Very fine	S.W.	0.27				Same shade
3	M		9.10 10.30	- 86 - 70	29.70	55 57	55	40	63	55.5	circi	Very fine	S.W.		Long wood saw lightning at night.			Same shade
4	T		9.10 10.30	- 45 - 66	29.555	56	57	40	57	52.5	mis.	Rain	S.W. N.W.	0.10				Same shade
5	W		9.10 10.15	- 79 30.05	29.92	54 56	50	47	57	52	circi. cumuli	Heavy	S.W.	0.20				Same shade
6	T		9.10 10.15	29.94 - 77	29.855	54 55	40	40	56	48	overcast	Rain Fair	W	0.03				Same shade
7	F	11.6 aft	9.20 10.15	- 65 - 56	29.605	-	52	44	61	52.5	overcast	Rain	S.W.	0.02				Same shade
8	T	7.5.23 7.6.41	9.15 10.15	- 64 - 69	29.665	-	50	30	50	48	Clear. Cumuli	Fine Snow	W	0.20				Same shade
9	T		9.15 10.15	- 67 - 77	29.72	53	45	29	40	38.5	overcast	Fair	E				Flakes at top (open) 4 inches clear Feathers subsiding Same shade	
10	M		9.15 10.15	- 95 30.00	29.975	50	45	33	52	42.5	Clear. Circi Nimbi E. S.	Fair Snow Showers	N.W.				Same shade	
11	T		9.15 10.15	- 02 - 05	30.035	40 49	30	26	40	37	Mt. Circi	Very fine	N.W.	0.08				Fl. at top increased 2 inches clear Feathers below Same shade
12	W		9.15 10.15	- 02 29.92	29.97	46 47	40	24	47	35.5	Mt. S. Circi	Fine	N.				Same shade	
13	T		9.15 10.15	- 86 30.03	29.945	45 46	35	30	49	38.5	overcast	Snow on the Fine	N.	0.13	Two reports heard on N. between 3 and 4.1. Short houses			Some of the fl. fallen 2 inches clear Feathers below Same shade
14	F	2.29 aft.	9.15 10.15	29.99 30.04	30.015	45 40	45	29			overcast	Fair	N.W.					Same shade
15	T	7.5.7 7.6.53	9.15 10.15	- 05 - 14	30.095	51	53	39			Mt. S. Circi	Very fine	W.				Nightingale heard	Same shade

1843	April	Days of week	sun rises & sets	moon rises & sets	Barometer	Mean	Thermometer	Wet at base of observation	Dew point	Highest	Mean	Modification of clouds	Gen. appearance of weather	Direction of Wind	Rain	Miscellaneous Observations	Observations relating to Animals	Observations relating to Plants
16	S		5.55 7.65	9.15 10.15	30.00 29.90	29.95	51 55	62	47	67	57	M. S. Cumuli S. S.	Most beautiful	S. W. N.			I heard the cuckoo	
17	M.			9.15 9.40	30.10	30.00	53 59	55	42	66	54	M. S. Cirro Strati	very fine	W				
18	T.			9.15 10.	- 16	30.16	55 59	62	36	71	53.5	M. S. clear	Most beautiful	W				
19	W.			7. 10.	- 06	29.88	29.97	55 58	40	34	65	49.5	M. S. foggy	Fine	E			
20	T.			9.20	- 78		56	60	40	62	51	M. S. Cirri	v. fine	S W				
21	F.		0.25 aft	9.10	- 53		57	53	41	63	52		Fine rain in night	W				
22	S.			9.15 11.	- 52	29.52	57 49	51	47			dark clouds	Rail & shore winds	N. W. 0.09				lilies in flower
23	S.		5.45 7.6	9	- 73		55	50	30				Fine	N. W. 0.05				
24	M.			9.15	- 70		55	52	31				Fair	N. W. N. E.		v. wh. frost		
25	T.			9.15	- 45		57	47	32				rain	S				
26	W.			9.15	- 35		52	43	31				showery rain night	N. W. 0.35		snow showers		
27	T.			9.15	- 50		52	44	36				Fair P.M. bright	N. W. 0.10				
28	F.			9.	- 48		53	48	36				rain	S. E. S. W.				
29	S.		0.19 aft.	8.45	- 39		53	52	41				Fair	N. E. 0.10		Thunder like heavy clouds in E - a very few very large drops of rain		
30	S.		5.45 7.10	9.10 5	- 48 - 55	29.515	55	60	45				v. fine	S. E. S. E.				
					30.16 29.35	29.833				24	71	48.68			1.82			

1843 May	Day of the Week	Time of day 2 sets	Moons age	Hour of observation	Barometer	Mean of Barometer	Thermometer	Therm. at base of observation	Lowest	Highest	Mean	Modified Clouds	General appearance of the weather	Dir. of Wind	Rain	Miscellaneous Observations	Observations relating to Animals	Observations relating to Plants
1	M			9	29.67		58	63	45			hazy	Fair	E				
2	T	7.4.33 5.7.21		9.15	-76		58	58	45				Windy	E.S.E.				
3	W			9.15	-58	29.56	55	45	40				Windy	N.E.		Dark w. clouds in W. at S. 3. 3. 4.		
4	T			9.15	-49	29.475	60	58	45				Fair	S.W.	0.03			Wh. Thorn infl.
5	F			9	-40	29.39	58	55	45				Rain & shower	S.W.	0.04	dark piled clouds in W. at S. 3. 4.		
6	S			9	-18	29.235	49	48	45				Rain & shower	N.W.	0.92	Snow showers		
7	S	8.24 noon		9	-38		57	50	34				Shower	N.W.	0.27			
8	M			9	-29		55	45	35				Bright like P.M.	S.W.	0.10	High flood		
9	T	7.4.20 5.7.32		9	-28	29.36	54	48	42				Rain	N.E.	0.99			
10	W			9	-65	29.685	55	54	42				Rain	N.E.	0.01			
11	T			9	-79		59	50	35			hazy	Fair	N.E.		hazy bright		
12	F			9	-81	29.785	55	58	35				Fair	N.E.				
13	S	10.34 after		9	-60		55	57	51				Rain & shower	S.W.				
14	S			9	-52	29.42	57	55	41				Fair	S.W.	0.06			
15	M			9	-26	29.22	58	57	50				Dull	S.				
16	T	7.4.9 5.7.43		9	-14		58	51	50				S.M. rain	S.				
													Rain & shower	S.W.	0.10	Thunder storm & hail		
													Rain	S.W.	0.38	Heavy thunder storm & rain		

1843	May	Day of the week	Sum. rises 2 sets Moons age	Hour of Observation	Barometer	Mean of Barometer	Thermometer	Hum. at time of observation	Lowest	Highest	Mean	Modification of clouds	General appearance of the weather	Direction of Wind	Rain	Miscellaneous observations	Observations relating to Animals	Observations relating to Plants
17	W		5.4.7 5.7.45	4.15 8.	29.19 -31	29.25	57	58	48				rain	W	0.25			
18	T			4.15 6.	-49 54	29.515	57 54	56	42				rain	N. E.	0.30			
19	F			9 -	-57		56	50	45	57	51		rain	N. E.	0.05			
20	S			9 -	-51 -41	29.46	57 58	55	44	64	54		Fair cloudy Raining night	S. E.	0.08			
21	S		3.54 mon	9.15	-36		58	56	51	64	57.5		Showery	S. W.	0.48			
22	M.			9 -	-38		58	57	42	64	53		Showery	S. W.	0.03			
23	T		5.4. 5.7.53	8.30 8 -	-41 -36	29.385	58 59	56	47	64	55.5		Showery v. heavy at night.	S. E.	0.01	Thunder in the even & night.		
24	W			8.30 9 PM	-21 -31	29.26	58 58	57	51	65	58		Fair rain in night	S. E.	0.75			
25	T			9 -	-32		59	61	45	69	57		v. fine	S. W.	0.03			
26	F			8.45 6	-38 -28	29.33	59 60	60	53	64	58.5		rain P.M.	S. W.				
27	S			9.45 8.45	-28 -15	29.215	59 60	60	48	63	55.5		rain	S. W.	0.06			
28	S			9 - 9	-21 -41	29.31	59 57	58	45	61	53		rain v. heavy	S. W.	0.20			
29	M		6.55 mon	9. 7.30	-57 -62	29.595	57 57	52	45	55	50		rain win. fair	N. E.	0.35	Hail & thunder hail stones v. large		
30	T			9	-71		53	50	35	62	48.5		Fair	S. W.	0.30	this quantity of rain fell in the house.		
31	W		7.3.52 5.8.2	9 -	-54		58	57	49	67	58		Showery dull	S. W.				
					29.81 29.15	29.414	34 69 54.57						5.99					

1843

Date	Day of the week	Time rises & sets moon age	Moon phase	Barometer	Mean Barometer	Thermometer	Temp at time of observation	Humidity	Highest	Mean	Modification of the Clouds.	General Appearance of weather	Wind & Force	Miscellaneous Observations	Observations relating to animals	Observations relating to plants
1843 Jan 1	T			9 - 29.42		61	60	55	68	615		Showery dull fine P.M.	S.W.	windy		
2	F	R. 3.51 A. 8.5		9 - .09		61	58	55	66	605		Showery & fair	N.E. S.W.	0.06 windy		
3	S			9.15 - 17		60	60	52	60	56		Showery & fine	S.W.	0.10 windy		
4	S			9 - -32 8 - -39	29.355	58 62	60	47	65	56		Fine	S.E. S.W.	0.01		
5	M.	D. 2.35 aft		8.30 - 47		57	53	41	60	505		Showery	S.W.			
6	T			9 - -46		56	50	41	59	50		Rainy	N.W. N.	0.12		
7	W.			9 - -54		58	55	44	60	52		Rainy	N.W.	0.21 windy		
8	T	R. 3.47 A. 8.10		9 - -16 5 - -09	29.125	57 58	58	51	63	57		Showery	S.W.	0.24 v. windy		
9	F			8.45 - 03 5 - -22	29.125	57 60	58	52	64	58		Showery & dull	S.W.	0.08		
10	S			8.45 - 39 9 - -56	29.475	58 59	56	50	63	565		Showery & bright	N.	0.04		
11	S			8.45 - 64		58	54	48	60	54		Fair overcast	N.W. N.	0.05		
12	M	☉ 7.11 noon		9 - -67 8 - -58	29.625	58 58	53	53	58	555		Rain drizzle by rainy N.	N.E.	0.18		
13	T			8.45 - 58		58	48	48	60	54		Rain	N.E.	0.01		
14	W			9 - -52		59	59	51	68	595		Drizzle Dull	E	0.10		
15	T	R. 3.45 A. 8.15		8.45 - 60		60	61	57	68	625		v. fine	E	0.03		

1843	Year	Day of the Week	Sun rises & sets Moon's age	Hour of observation	Barometer	Mean of Barometer	Thermometer	Ther. at time of observation	Lowest	Highest	Mean	Modification of the Clouds	General appearance of weather	Direction of Wind	Rain	Miscellaneous Observations	Observations relating to Animals	Observations relating to Plants
16	F.		7.3.44 5.8.18	9	29.60	29.60	60	64	55	69	62		v. fine	E		Windy		
17	S			8.45	—62	29.62	59	58	48	70	59		hazy fine	N.E.				
18	S			8.45	—61	29.55	61	54	53	66	59.5		hazy one shower	N.E.				
19	M.		8.30 aft	8.45	—49	29.50	62	54	52	62	57		Dull Fair	N.E.	0.01			
20	T			8.45	—66		58	52	52	59	55.5		Dull Fair	N.E.				
21	W		7.3.44 5.8.18	9	—66		58	56	40	71	55.5		v. fine	N.W.				
22	T			8.45	—64		61	59	51	68	59.5		dull fair	N.W.				
23	F			8	—69		59	58	41	70	55.5		v. fine	N.E.				
24	S			9	—65		60	60	47	69	58		fine	N.E.				
25	S			9	—65	29.60	58	51	49	68	58.5		dull fine P.M.	N.E.		one light shower of rain		
26	M.		7.3.46 5.8.18	8.45	—55		59	53	43	70	56.5		dull fine P.M.	N.E.				
27	T		7.20 aft	8.45	—49	29.44	60	61	42	72	57		v. fine Rain P.M.	N.W.		v. heavy dew		
28	W			8.45	—39		59	55	50	60	55		Dull Hail & rain P.M.	S.E.	0.40	Thunder storm		
29	T			8.45	—41		58	51	48	60	54		Dull Fair	N.W.	0.04			
30	F		7.3.48 5.8.18	8.45	—49	29.51	59	58	52	61	56.5		Dull Fair	N.W.				
					29.69 29.03	29.460		40	72	56.75					7.60			

1843	July	Day of Week	Sun rises & sets Moons age	Barometer at time of Observation	Barometer Mean of Barometer	Thermometer	Thermometer at time of Observation	Lowest	Highest	Mean	Modification of the Clouds.	General appearance of Weather	Dir. of Wind	Rain	Meteorological Observations	Observations relating to Animals	Observations relating to Plants
1	S			8.45	29.59	61	60	52	68	60		Dull a little rain	W.				
2	S		r. 3.49 s. 8.18	8.45	— 62	60	62	54	71	62.5		v. fine	S.W.	0.01			
3	M.			8.45	— 63	62	64	59	72	65.5		v. fine	S.W.				
4	T		D 7.3 1 aft.	8.45	— 63	29.565	62	63	60	75	67.5	mostly early m. v. fine	W.				
5	W			8.45	— 44	29.40	64	71	55	75	65	v. fine rain in night	S	0.01			
6	T			8.45	— 39	29.42	65	59	56	70	63	v. fine	S.W.	0.13			
7	F			8.45	— 55		62	59	50	65	57.5	Bright Heavy Showers	S.W.				
8	S		r. 3.54 s. 8.15	8.45	— 59		61	58	54	70	62	Rain In Even.	S.W.	0.21			
9	S			8.45	— 61	60	55	46	75	60.5	Foggy Fair	S.W.	0.18				
10	M.			8.45	— 61	62	61	48	67	57.5	Dull Fair	N.W.					
11	T		⊙ 5.6 aft	8.45	— 68	62	55	47	64	55.5	Heavy Fair	N.W.					
12	W			8.45	— 79	61	56	52	73	62.5	Fine	N.W.					
13	T			8.45	— 70	63	61	57	67	62		Dull Heavy Showers	W.				
14	F			8.45	— 68	61	58	54	79	66.5	Heavy Fair	S.E.	0.08				
15	S		r. 4.2 s. 8.10	8.45	— 70	63	64	52	76	64		V. Fine	N.W.				

[illegible]

1843	August	Day of the Week	Time rises & sets Moon age	Hour of Observation	Barometer	Mean of Barometer	Thermometer	Ther. at dinner of observation	Barometer	Highest	Mean	Modification of the Clouds	General Appearance of Weather	Direction of Wind	Rain	Miscellaneous Observations	Observations relating to Animals	Observations relating to Plants
1	T			8.45	29.59		61	60	45				V. fine	N.W.	0.03			
2	W		11.27 aft	8.45	-45		62	64	42				Fine fair fine	S.W.				
3	T		7.4.28 5.7.44	8.45	-39		62	65	53				showing windy Rain	S.W.	0.05	distant Thunder		
4	T			9-	-37		63	64	56				Fine	S.W.	0.13	one loud clap of Thunder.		
5	S			9-	-46		62	63	49				Fine	S.W.	0.10			
6	S			8.45	-54		62	63	53				V. Fine	N.W.				
7	M			8.45	-78		62	65	43				Fine dull	N.W.		v. heavy dew		
8	T			8.45	-80		63	74	55	78	665		Fine dull	S.E.	0.01			
9	W		7.4.37 5.7.34	9-	-69		66	72	58	75	665		Fine dull	S.E.		very sultry lightning		
10	T		4.54 mon	9-	-60		64	60	59				Fine dull	N.				
11	T			9-	79		62	57	40				V. Fine	N.W.		v. heavy dew. white		
12	S			8.45	-83		62	61	45				V. Fine	N.W.				
13	S			9-	-84		62	60	44	70	57		V. Fine	N.E.				
14	M.			8.45	-68		63	65	55	75	65		Fine one show	N.E.				
15	T		7.4.46 5.7.23	8.45	-58		64	65	57	80	685		V. Fine rain high	N.	0.02	lightning & dis. but Thunder all night.		

1843	August	Day of the Week	Sun rises & sets Moon's age	Hour of observation	Barometer	Mean of Barometer	Thermometer	Therm. at time of observation	Dew point	Highest	Mean	Modification of the Clouds	General appearance of weather	Direction of Wind	Rain	Miscellaneous observations	Observations relating to animals	Observations relating to plants	
16	W		7.4-8.0 7.7-21	9-	29.62		65	63	60				Rain Fined P.M.	N.W.	0.40				
17	T			9-	-68		65	65	52	75	63.5		Foggy v. fine P.M.	N.W.	0.02				
18	T		6.50 moon	8.45	-72		67	65	52	78	65		Foggy v. fine day	N.E.					
19	T			8.45	-50		67	70	57	80	68.5		v. fine	N.E.					
20	S			8.45	-39		68	70	62	75	68.5		Dull showery	S.W.		lightning in the eve,			
21	M			8.45	-58		64	58	47	70	58.5		v. fine	N.W.	0.40	some thunder a hail shower			
22	T			8.45	-36	29.275	62	60	50				rain	S.W.					
23	W		7.4-5.9 7.7-7	8.45	-29		62	52	47	66	56.5		Fine P.M. rain	S.W.	0.35	heavy rain all night			
24	T			8.45	-29	29.39	62	58	54				v. Fine	S.W.	1.66				
25	T		0 2.35 aft	8.45	-52		62	66	48				Fine light rain	S.W.					
26	T			8.45	-58		64	65	55				Fine	S.W.	0.08				
27	S			9-	-76		62	64	45				Foggy fine day	S.W.					
28	M			9-	-67		63	65	48				Dull	S.W.					
29	T			8.45	-56		65	67	51	71	61		Showery Dull Fair	S.W.	0.02				
30	W			8.45	-69		64	65	60				Dull v. Fine P.M.	S.W.		v. heavy dew			
31	T		7.5-12 7.6-49	8.45	-78		66	65	57	72	64.5		Dull v. Fine P.M.	N.E. S.E.					
				29.84 29.19	29.332					42	80	63.80							3.20

1843	Sept.	Day of the Week	Time Sun rises sets	Moon's age	Hour of Observation	Barometer	Mean of Barometer	Thermometer	Therm. at time of observation	Baromet	Height	Mean	Modification of the Clouds	General appearance of Weather	Direction of Wind	Force	Mercurian Observations	Observations relating to Animals	Observations relating to Plants
1	Th		5.22 mon		9--	29.86		65	70	55	82	68.5		Fog. v. fine P.M.	W				
2	F		5.15 5.45		8.45	-89		66	67	57	75	66		Fog. v. fine P.M.	N.W. S.W.				
3	S				8.45	-89		65	67	54	78	66		v. fine	S.W.				
4	M.				8.45	-86		65	60	57	70	63.5		Bearly	N.W. N				
5	T				8.45	-95		61	55	42	66	54		Early fog v. fine	N				
6	W				8.45	-89		62	60	44	75	59.5		Early fog v. fine	N.E. N.W.				
7	T		5.23 5.33		8.45	-84		63	69	49	75	62		v. fine	E				
8	Th		6.54 afr		8.45	-89		64	65	50	76	63		Fog/early v. fine	S.E. N.E.				
9	F				8.45	-79		67	66	55	75	65		Dull v. fine P.M.	S.E. N.W.				
10	S				8.45	-67		64	64	54	76	65		Fog early First rain in night	N.W. N.E. S.				
11	M.				8.45	-59		65	64	57	74	65.5		Dull Fine P.M. rain in night	S.W. N.E.	0.01			
12	T				8.45	-72		64	64	59	68	63.5		Dull Fair	N.E.	0.01			
13	W				8.45	-79		64	60	44	72	58		v. fine	N.E.				
14	T				8.45	-55		63	60	45	74	59.5		Dull very little rain	N.E.	0.01			
15	Th		5.35 5.15		8.45	-50		65	70	50	72	61		v. fine	S.E.				

Thunder about.

1843	Sept.	Day of Week	Time of day	Hour of observation	Barometer	Mean of Barometer	Thermometer	Ther. at line of observation	Barometer	Height	Mean	Modification of the Clouds	General appearance of Weather	Direction of Wind	Rain	Miscellaneous Observations	Observations relating to Animals	Observations relating to Plants
16	T.	C	11.13 aft	8.45	29.61		66	66	55	76	655		V. fine	S.W. N.E.				
17	S	5.5-39 5.6-11		8.45	-72		66	66	50	75	625		Fog. early V. fine rain in night V. fine Wind S.W. from the West	N.E. S.W. S.W. N.E.		lightning in the rain.		
18	M.			8.45	-73		66	65	53	76	645		V. fine	N.E.	0.01			
19	T			8.45	-78		67	66	55	74	645		V. fine	N.E.	0.40			
20	W			8.45	-76		62	60	45	73	59		Fog. early V. fine	N.E.				
21	T			8.45	-75		63	62	45	68	565		Dull Fair	N.E. S.W.				
22	F			8.45	-93		64	60	55	67	61		V. fine	N.E.				
23	T	O 10.53 aft		8.45	30.03		62	59	43	65	54		Fog. early fine day	N.E.				
24	S	5.5-40 5.5-57		8.45	30.03		62	60	50	65	575		Dull Fair	N.E. S.W.				
25	M			8.45	29.79		60	55	43	62	525		Dull a little rain	N.E. N.W.				
26	T			8.45	29.79		58	50	40	55	475		Dull Fine	N.W.				
27	W			8.45	29.46		58	50	38	52	45		Dull Fine P.M.	N.W.		a little rain		
28	T			8.45	29.39		55	45	28	55	415		Fine	N.W.	0.01	S. wh. frost.		
29	F	5.5-57 5.5-43		8.45	29.59		55	47	32	56	44		V. Fine raining Night	N.W.		wh. frost.		
30	T	D 2.11 aft		8.45	29.50		58	55	45				Rain Fine P.M.	S.W.	0.26			
					30.03 29.39						28	82	59.15					
														0.71				

1843

October	Day of the Week	Time Sun & sets	Moons age	Hour of observation	Barometer	Mean of Barometer	Thermometer	Thermometer at 6 A.M.	Lowest	Highest	Mean	Modification of the Clouds	General appearance of weather	Direction of Wind	Rain	Miscellaneous Observations	Observations relating to Animals	Observations relating to Plants
1	S			8.45	29.58		60	65	60	67	63.5		Dull v. fine P.M.	N.				
2	M.	5.6.3 7.5.36		8.45	— 62		62	64	55	65	60		Dull Showery Faint P.M.	S.W.				
3	T			8.45	— 73		60	60	48	65	56.5		Dull morning fine P.M.	N.W.	0.09			
4	W			8.45	— 76		61	61	54	65	59.5		v. fine	N.W.				
5	T			8.45	— 75		61	60	52				v. fine	S.W.				
6	F			8.45	— 50		62	60	50	64	57		Dull Rain	S.W.				
7	T	5.6.12 7.5.24		8.45	— 28		62	59	55	67	61		Fine Rain in P.M.	S.W.	0.10	Windy Night		
8	S	11.16 morn		8.45	— 10		63	62	57	64	60.5		Showery & Windy Rain in P.M.	S.W.	0.06			
9	M.			9. —	— 06	29.22	61	60	50				Blowing & Showery	S.W.	0.25	Thunder heard during the day		
10	T			8.45	— 54		56	46	35				Wh. Frost dull - Rain during Night	N.W.	0.05			
11	W			8.45	29.0		59	62	45	62	53.5		Wind & Rain	S.W.	0.35			
12	T			8.45	28.88		58	45	41	45	43		Bright, S. Rain	N.W.	0.30			
13	F			8.45	29.34		54	38	32	50	41		Rain	S.W.	0.20			
14	T			8.45	— 40		52	40	34	50	42		v. fine	N.W.				
15	S	5.6.25 7.5.7		8.45	— 40		52	34	28	47	37.5		v. fine	N.		Wh. Frost		

1843

October	Day of the Week	Time of day & place	Barometer at 10 a.m.	Barometer at 4 p.m.	Mean of Barometer	Thermometer at 10 a.m.	Thermometer at 4 p.m.	Lowest	Highest	Mean	Modification of the Clouds	General appearance of the weather	Direction of Wind	Force of Wind	Miscellaneous Observations	Observations relating to Animals	Observations relating to Plants
16	M.	1.59 aft	8.45	29.37		50	35	24	46	35		V. fine rain at night	N.W.		Wh. Frost		
17	T	1.6.29 5.5.3	8.45	-04		50	40	27	47	37		Bright S.E. dull windy N.W. Bright V. fine	S.W.	0.40	High wind		
18	W		8.45	-54	29.62	50	39	33	45	39		Bright V. fine	N.W.	0.02			
19	T		8.45	-88		50	33	23	47	35		V. fine	N.		Wh. Frost		
20	T		8.45	-93		47	39	21	51	36		V. fine early night	W.		Wh. Frost		
21	T		8.45	-58		51	49	40	56	48		Fair a little rain	W.	0.25			
22	S		8.45	-68		50	47	32	56	44		Bright windy rain at night	S.W.	0.02	W. Frost		
23	M.	7.36 mom	8.45	-66		53	50	46				Fair	N.W.	0.06			
24	T	1.6.40 5.4.48	8.45	-53		56	56	48	58	53		a little rain Fine windy rain at night	W.	0.03			
25	W		8.45	-14		55	47	45	50	47.5		Shower Fried M.	N.E.	0.31			
26	T		8.45	-18		50	32	28	46	37		Bright Rain at night	N.W.		Wh. Frost		
27	T		8.45	-35		50	33	27	50	38.5		Bright rain & windy night	N.W.	0.04	Wh. Frost		
28	T		8.45	28.85		52	48	41	48	44.5		Bright a little rain	W.	0.46			
29	S		8.45	29.25		52	38	32	51	41.5		Bright rain at night	S.W.	0.02	Wh. Frost		
30	M.	2.43 mom	8.45	-15		52	51	33	56	44.5		Rain	S.	0.32	Rise & full of the Sea Penzance & Plymouth		
31	T	1.6.53 5.4.35	8.45	-09		54	48	48	48	48		Rain	S.	0.42			
			29.93	29.420		21	67	43.09									
			28.85											3.75			

1843	November	Day of the week	Barometer at 10 A.M.	Barometer at 4 P.M.	Barometer at 10 P.M.	Thermometer at 10 A.M.	Thermometer at 4 P.M.	Thermometer at 10 P.M.	Lowest	Highest	Mean	Modification of the Clouds	General appearance of the weather	Direction of Wind	Force of Wind	Miscellaneous Observations	Observations relating to Animals	Observations relating to Plants
1	W.		8.45	29.28		53	43	41	45	43			Rain	S.W.	0.78			
2	T		8.45	29.42		52	36	33	43	36.5			Fog	N.E.	0.01			
3	T	7.59 8.42	8.45	29.39		53	48	40	56	40			Rain Night	S.W.	0.45			
4	S		8.45	-30		54	46	45	56	50.5			Fine	N.W.	0.05			
5	S		8.45	-59		54	42	38	52	45			Fine	S.W.				
6	M.		8.45	-60		54	50	35	54	44.5			Foggy	S.W.				
7	T	5.22 morning	8.45	-35		55	54	45	56	50.5			Rain	S.W.	0.01			
8	W.	7.7 8.42	8.45	-30		55	44	37	44	40.5			Fine P.M.	N.W.	0.14			
9	T		8.45	-58		52	31	29	39	34			Fine	N.W.	0.11	Hail Showers		
10	T		8.45	-20	29.30	53	42	30	46	38			Rain	N.W.	0.04	Ice. Frost.		
11	T		9.	-57		46	30	37	45	41		N.S. Clear	White Frost	S.E.	.01	Windows dewed		
12	S		9.	-72	29.645	46	30	37	45	41		N.S. Cumuli	White Frost	N.W.		Windows dewed		
13	M.		9.	-76	29.755	44	31	25	48	36.5		2.7.	White Frost	S.E.		Windows dewed		
14	T	7.17 8.42	9.	-79		42	29	22	44	33		N.S. Ciri	White Frost	N.W.		Windows dewed		
15	W.	7.17 8.42	9.	-74		43	37	22	45	33.5		2.7.	Fine	N.W.	.01	Rime on the trees		
		2.33 morning	9.	-79	29.725	42	33	29	43	36		N.S. Ciri	White Frost	S.W.	.08	Windows dewed		

[illegible]

1843

December	Days of the Week	Time of day & date	Hour of observation	Barometer	Mean of the Barometer	Thermometer in the vestibule	Thermometer at time of observation	Lowest	Highest	Mean	Modification of the Clouds	General appearance of the Weather	Direction of the Wind	Rain	Miscellaneous Observations	Observations relating to Animals	Observations relating to Plants
1	F		9.10-20	29.64 - 71	29.675	50 -	46	33	50	415	M. F. Cini	Fine	N	0.05			
2	T	7.4.46 7.3.52	9.10-30	- 75 - 83	29.79	40 49	34	29	47	38	M. F. Cini S. J.	White Frost most beautiful	W		a corona round the moon at 4.		
3	S		9.10-20	- 92 - 96	29.94	-	46		50		M. F. Overcast	Foggy	NW	0.02			
4	M		9.10-30	- - - 90	29.93	50 -	47	45	51	48	Overcast	Fair	SW	0.02			
5	T		9.15-30	- 70 - 76	29.77	- 51	49	46	53	495	overcast	Fair Fair	W				
6	W		9.10-15	- 89 - 97	29.93	-	43	40	52	46	M. F. Cini	Very fine	SW	0.01	Windows dewed		
7	T	⊙ 0.1 moon	9.15-30	- 88 - 72	29.80	- 52	47	39	55	47	overcast	Small rain	NW				
8	F		9.15-10	- 70 - 81	29.795	53	51	49	55	52	M. F. Clear Cinnabate	Most beautiful	N				
9	T	7.7.55 7.3.50	9.10-30	- 84 - 87	29.855	50	34	31	45	38	M. F. Foggy	Heavy dew Fair	SW		Windows dewed		
10	S		9.10-10	- 85 -	29.88	-	42		49		M. F. Foggy	Rain Fine	W	0.05			
11	M		9.10-45	- - - 80	29.865	-	40	30	51	445	M. F. Cini	Very fine	W	0.02			
12	T		9.10-30	- 97 -	29.97	47 46	31	29	39	34	Fog.	Heavy dew Fog	W		Windows dewed		
13	W		9.15-30	- - - 99	29.98	44 45	20	25	46	355	M. F. Clear S. J.	White Frost Fair	HW		Windows dewed		
14	T	⊙ 0.53 aft	9.30-10.30	30.04 - 00	30.02	- 40		41	52	465	M. F. Clear	Fine	W				
15	F		9.15-30	29.96 -	29.96	47 49	40	43	53	48	overcast	Fair	W				
16	T	7.0.2 7.3.49	9.15-30	- 93 - 99	29.96	50	47	42	54	48	M. F. Cini	Fair	NW	0.03	Diverging beams about 13.		

1043

December	Days of the Week	Sun rises & sets	Moon's age	Hour of Observation	Barometer	Mean of the Barometer	Thermometer in the shade	Thermometer at time of observation	Lowest	Highest	Mean	Modification of the Clouds	General Aspect of the Weather	Direction of the Wind	Rain	Miscellaneous Observations	Observations relating to Animals	Observations relating to Plants.	
17	S	7.8.3 7.3.49		9.15 10.30	29.97 - 99	29.98	51 -	45 -	45	53	49	M: F. Cirri	North	SW					
18	M			9.20 11.	- 30.01	30.00	50 -	35 -	42	40	45	M: F. Overcast	Fair	SW					
19	T			9.15 10.	- 00 -	30.00	- -	44 -	41	40	44.5	M: F. Overcast	Fair	SE					
20	W			9.15 10.10	- 29.91	29.955	- 40	42 -	42	40	45	M: F. Overcast	Fair	W					
21	T	5.9 min		9.15 10.10	- - 97	29.94	- 50	47 -	42	51	46.5	M: F. Cirri	Fair	SW					
22	F	7.8.6 8.3.51		9.15 10.30	- - 93	29.95	49 50	43 -	41	53	47	M: F. Cirri	Fair	SW					
23	T			9.15 10.30	- - 95	29.94	51 53	51 -	43	56	49.5	Overcast	Fine	SW					
24	S			9.15 10.20	- 99 30.05	30.02	- -	49 -	47	56	51.5	M: F. Cirri	North	W					
25	M			9.15 10.15	- 04 29.99	30.015	- 52	48 -	47	52	49.5	Overcast	Fair	E					
26	T			9.15 11.	- 97 - 94	29.955	- 51	43 -	35	47	41	Overcast	Rain	W	0.01		Blackbirds & Thrushes singing		
27	W			9.15 10.20	- 97 30.02	29.995	- 50	42 -	42	45	43.5	Overcast	Fair	W	0.06				
28	T	2.53 aft.		9.20 11.	- 03 - 05	30.04	49 50	44 -	38	49	43.5	Overcast	Fair	W					
29	F			9.25 10.30	- 03 29.97	30.00	49 -	42 -	42	45	43.5	M: F. Overcast	Fair	E					
30	T			9.10 10.20	- 80 - 75	29.815	40 -	39 -	38	43	40.5	M: F. Overcast	Fair	SW					
31	S	7.8.9 7.3.58		9.10 10.15	- 62 - 39	29.505	47 40	42 -	39	50	44.5	M: F. Cirri	Fine	SW	0.03				
					30.05	29.910						25	56	44.91	0.30				
					29.39														

1843	No of days on which Rain fell.	Rain.	Winds								Barometer			Thermometer					
			N	S	E	W	NE	SE	NW	SW	Mean Height.	Highest.	Lowest.	Utmost range Highest.	Lowest.	Mean Temperature.	Mean Highest.	Mean Lowest.	Diff. or Solar. variat.
Jan.	15	1.68				4			15	6	29.89	30.55	28.48	56	19	37.17	43.45	31.64	11.81
Feb.	10	2.05	12		5		1	1	4	1	29.58	30.08	28.92	55	16	35.52	35.00	30.00	5.00
Mar.	9	.83	4		5	2	9	1	3	10	29.93	30.42	29.49	68	22	43.25	52.07	34.83	17.24
April	14	1.82	4	2	3	7	2	2	9	9	29.83	30.16	29.35	71	24	48.68	58.31	38.03	20.28
May	23	5.99		2	3	2	11	6	2	15	29.41	29.81	29.15	69	34	54.57	64.53	44.19	20.34
June	16	1.68	3	1	3	1	15	5	9	7	29.46	29.69	29.03	72	40	56.75	61.23	48.93	12.30
July	18	2.13	1	1	1	8	3	1	13	14	29.48	29.84	29.22	83	40	62.09	71.59	52.06	19.53
Aug.	13	3.20	2			2	6	4	9	14	29.33	29.84	29.19	80	42	63.80	74.23	51.25	22.98
Sept.	7	.71	2	1	1	1	18	4	9	9		30.03	29.39	82	28	59.15	69.89	48.30	21.59
Oct.	20	3.75	4	2		6	1	1	12	14	29.42	29.93	28.85	67	21	43.09	54.29	40.09	14.20
Nov.	22	3.29		2	1	6	2	3	9	13	29.46	29.94	29.10	56	22	42.34	49.42	35.92	13.50
Dec.	10	.30	2		2	11		1	10	5	29.91	30.05	29.39	56	25	44.91	49.87	39.79	10.08
	177	27.43	34	11	24	50	68	29	104	117	29.61	30.55	28.48	83	16	49.27	56.99	41.25	

The Barometer & Thermometer are in the Vestibule. No
The Mean Temperature mean highest & lowest have been
on a post 2 feet 8 inches from the grass facing the
The Rain was measured by Howard's Rain Gauge which
about 6 inches from the ground.
Little dependence can be placed on the account of the

Note The journal was kept from April 16 to Nov 11th

corrections of any kind have been made in registering the barometer
calculated from observations made on Thermometers hung
North, but in no way sheltered.
was placed near the post on which the Thermometers hang
Winds owing to the situation of Cobham Lodge.
By Miss Macombe at Cobham Park.

Left Cobham Jan 29
Returned
Feb. 8.

Left from
April 18th
Cobham Park

until 11th
Nov. 11.

32	35
37	38
39	40
41	42

100
 100
 100
 100

all the children
 is called as
 mother at night
 before sleep

1844	January	Days of the week	Sun rises & sets	Sun's age	Hour of Observation	Barometer	Mean of the Barometer	Thermometer in the shade	Thermometer at hour of observation	Highest	Lowest	Mean temperature	Modified of the Clouds	General appearance of the weather	Direction of the Wind	Rain	Miscellaneous Observations	Observations relating to Animals	Observations relating to Plants
1	M		9.15	29.26	29.26	47	32	36	32	34	34	34	Thin	Thin	SW		Windows dewed		
2	T		10.30	-	29.26	46							E. J.	Fine	SW	0.73	Snow 1 inch deep on the port at 4.		
3	W		9.15	- 18	29.36	45	31	39	27	33	33	33	Clear	Most beautiful	SW		Windows dewed		
4	T		10.15	- 54	29.36	43							Cumstrati	Most beautiful	SW		Snow 3 inches deep on the port		
5	W		9.15	-	29.515	30	15	30	9	235	235	235	Overcast	Most beautiful	SW	1	Windows dewed		
6	T		10.30	- 49	29.515	40							Overcast	Rapid thaw & rain	SW	0.40	Windows iced at 4		
7	T		9.15	- 11	29.305	42	47	53	35	44	44	44	M. J.	Fine	N	0.28	Windows dewed		
8	F		10.15	- 50	29.305	45							M. J.	Fine	N	0.28	Snow nearly all gone		
9	F		9.15	- 34	29.245	40	51	54	42	40	40	40	Overcast	Fair	SW	0.03	Snow all gone		
10	T		10.20	- 15	29.245	50							Overcast	Rain in the evening & night	SW	0.54			
11	T		9.15	28.90	28.995	-	46	51	45	40	40	40	M. J. Ciri	Most beautiful	SW				First Scale
12	S		10.30	29.01	28.995	51							M. J. Ciri	Most beautiful	SW				Last of the grapes
13	S		9.15	- 21	29.20	40	30	47	36	415	415	415	M. J. Clear	Most beautiful	W		Windows dewed		
14	M		10.30	- 35	29.20	-							Ciri. cumuli	Most beautiful	SW		Tow the river		
15	M		9.15	- 47	29.605	47	33	44	29	365	365	365	M. J. Clear	White Frost	N		Windows dewed		
16	T		10.40	- 74	29.605	46							M. J. Clear	Fair	SW				
17	T		9.15	- 09	29.09	44	35		35				M. J. Overcast	Fine	E				
18	W		10.30	-	29.09	-							M. J. Overcast	Fine	E				
19	W		9.15	- 00	29.04	-	44	44	33	395	395	395	Misty.	Most beautiful	W	0.04			
20	T		10.30	- 00	29.04	45							E. J.	Most beautiful	W				
21	T		9.15	- 90	29.90	-	40	47	34	405	405	405	M. J. Ciri	Fair	W				
22	F		10.30	-	29.90	46							E. J.	Fair	W				
23	F		9.15	- 04	29.725	45	35	44	32	30	30	30	M. J. Misty	Heavy Rain	SW				
24	T		10.10	- 01	29.725	46							M. J. Misty	Heavy Rain	SW				
25	T		9.20	-	29.625	-	39	44					Misty.	Rain	N	0.72			
26	T		10.30	- 64	29.625	45							Misty.	Fine	N				
27	S		9.15	- 71	29.775	44	35	30	35	365	365	365	Misty.	Rain	N	0.00			
28	S		10.20	- 04	29.775	-							Cumuli	Fine	N				
29	M		9.15	- 09	29.905	42	20	36	26	31	31	31	E. J.	Foggy	E		Windows dewed		
30	M		10.20	- 92	29.905	-							M. J. Foggy	Fair	E		Slightly beams about 10.30		
31	T		9.15	- 07	29.835	40	25	35	23	29	29	29	E. J.	Fair	E		Windows dewed		
	T		10.15	- 00	29.835	40							M. J. Foggy	White Frost very fine	E				

1844	January	Days of the Week	Ther. rises & falls	Hours of observation	Barometer	Mean of the Barometer	Thermometer in the vestibule	Thermometer at lower of observation	on the post	Highest	Lowest	Mean temperature	Modification of the clouds	General appearance of the weather	Direction of the Wind	Rain	Miscellaneous Observations	Observations relating to Animals	Observations relating to Plants
17	W		9.15	29.80	29.80	40	32			27			M. T. Foggy	Overcast Fair	NE				
18	T		9.15	-	29.79	44	42	44	30	41			Overcast	Fine	NW				
19	F		9.15	- 67	29.63	-	45	40	39	43.5			Clear. Cirri	Fine	NW				
20	T		9.15	- 62	29.635	45	30	44	37	40.5			Cirri. Cirrostrati	Fine	NW	0.04	Diverging beams about 3		
21	S		9.15	- 59	29.59	46	42	47	31	39			M. T. Cirri	Fine	NW				
22	M		9.15	- 57	29.555	-	39	49	37	43			M. T. Overcast	Fine	NW				
23	T		9.15	- 66	29.70	45	36	42	29	35.5			M. T. Foggy	Foggy	NE		Windows dewed		
24	W		9.15	-	29.775	-	36	45	34	39.5			M. T. Foggy	Fine	NW	0.01			
25	T		9.15	-	29.79	43	33	45	26	35.5			M. T. Foggy	White Frost	W		Windows dewed		
26	F		9.20	- 82	29.84	-	39	47	35	41			M. T. Cirri	Fine	NW	0.01			
27	T		9.15	-	29.82	45	41	50	33	41.5			M. T. Cirrostrati	Very fine	NW		Diverging beams about 3		
28	S		9.15	- 55	29.54	47	46	53	41	47			Overcast	Rain - Wind	NW	0.02			
29	M		9.15	- 61	29.53	-	41	52	35	43.5			M. T. Cirri	Beautiful morning	NW	0.04			
30	T		9.15	- 48	29.42	49	47	51	42	46.5			Clear. Cirri	Very fine	NW				
31	W		9.15	- 44	29.455	46	37	43	35	39			Cirri. Cumuli	Rain - Wind	NW	0.31			
			10.30	- 47		44													
				29.92	29.291		54	9	39.25							3.25			

1844		Sun rises & sets Moon sets	Hour of Observation	Barometer	Mean of the Barometer	Thermometer in the vestibule	Thermometer at foot of Observation	on the post		Mean temperature	Modification of the Clouds	General Appearance of the Weather	Direction of the Wind	Rain	Miscellaneous Observations	Observations relating to Animals	Observations relating to Plants
February	Days of the Week							Highest	Lowest								
1	T		9.10 10.30	29.60 - 57	29.585	42 41	29	30	26	32	M. J. Clear	Most beautiful	NW	0.06	Windows deiced		
2	F		9.15 10.30	- 20 - 23	29.235	- 40	32	34	24	29	E. J. Misty	Snow	NE		Snow 1 inch thick on the post		
3	T		9.15 10.30	- 55 - 58	29.565	- -	29	30	20	33	Clear	Very fine	NE	0.31			
4	S		9.15 10.30	- 30 - 20	29.29	- -	32	30	25	31.5	E. J. Misty	Snowing	NW		Snow 1 inch thick on the post		
5	M		9.15 10.30	- 17 - 19	29.18	- 39	31	39	26	32.5	M. J. Clear	Very fine	N	0.13			
6	T		9.15 10.45	- 20 -	29.20	- 40	31	44	21	32.5	E. J. M. J. Cirri- cirrostrati	Very fine	SW				
7	W		9.15 10.30	- 00 28.91	28.955	- 42	40	46	31	38.5	E. J. overcast	Fair Rain	W	0.06	Snow going		
8	T		9.15 10.30	29.05 - 09	29.07	- 43	36	43	30	36.5	Clear- cumuli	Very fine	NW	0.31	a very little snow left.		
9	F		9.15 10.30	28.94 - 90	28.92	- -	35	43	32	37.5	Clear	White Frost Fine Snowy	W	0.01	a little snow still left.		
10	T		9.15 10.30	29.10 - 33	29.215	- 42	34	41	31	36	M. J. Cirri	Fine	N	0.07	Snow still about pairs hills burned at points		
11	S		9.10 10.45	- 40 -	29.40	- 42	33	39	29	34	M. J. Overcast	Fine Snow	N		Diverging beams about 31		
12	M		9.15 10.30	- 59 - 62	29.605	41 -	30	37	29	33	M. J. Overcast Cirri	Fine			Diverging beams about 24		
13	T		9.10 10.30	- 60 - 69	29.685	39 38	25	34	23	28.5	E. J. Fog	White Frost Fog	E		Rhime on the trees		
14	W		9.10 10.30	- - 63	29.66	37 39	30	45	18	31.5	M. J. Overcast	White Frost Fine	SW		Rhime on the trees		
15	T		9.15 10.30	- 59 -	29.59	40 42	41	49	35	42	Cirrostrati	Very fine Rain at night	SW				

0.95

1844	February	Day of the Week	Sun rises & sets	Hours of observation	Barometer	Mean of the Barometer	Thermometer in the vestibule	Thermometer at tower of observation	on the post		Mean temperature	Modification of the Clouds	General appearance of the Weather	Direction of the Wind	Rain	Miscellaneous Observations	Observations relating to Animals	Observations relating to Plants
									Highest	Lowest								
16	F			9-15	29.72	29.745	42	34	40	20	38	Clear Cumuli S. J.	White Frost most beautiful	NW	0.04	Windows deiced & diverging beams about 3.		
				10-30	-77		44											
17	J			9-15	-74	29.69	44	42	50	33	41.5	M. J. Ciri	Very fine	W				
				10-30	-64		45											
18	S			9-15	-50	29.395	-	43	46	36	41	Overcast.	Thervery windy	SW				
				10-30	-29		46											
19	M			9-15	-10	29.133	-	46	50	40	45	Ciri Nimbri	Thervery windy	W	0.05	Diverging beams between 3 & 4		
				10-30	-23		-											
20	J			9-15	-40	29.42	43	33	42	30	36	Ciri Cumuli S. J.	Very fine	NW	0.07			
				10-30	-44		-											
21	W			9-15	-20	29.095	42	35	42	23	32.5	overcast	Thervery Rain	E				
				10-30	28.99		-											
22	J			9-15	-97	29.175	41	32	35	32	33.5	Misty S. J.	Thervery	E	0.18			
				10-30	29.38		40											
23	F			9-15	-43	29.125	30	31	42	20	31	M. J. Ciri strat	White Frost Fair & Windy & Rain	NE		Windows deiced		
				10-45	28.82		40											
24	J			9-15	-	29.055	42	40		36		Clear Ciri	Very fine	NE	0.40			
				10-30	29.29		43											
25	S			9-10	-22	28.96	-	42		31		S. J. Overcast	Rain	W	0.14			
				10-15	28.70		45											
26	M			9-15	-52	28.556	-	42		34		Clear Ciri	Thervery Windy	W	0.29			
				10-30	-49		-											
27	J			9-15	29.09	29.135	42	29	40	25	32.5	Clear Ciri Cumuli S. J.	Most beautiful	NW	0.05	Snow on the ground		
				10-30	-18		43											
28	W			9-15	-22	29.225	-	39	49	30	39.5	Clear Nimbri	Fair & Fine	NW				
				10-30	-23		44											
29	J			9-15	-28	29.18	-	39	53	32	42.5	M. J. Clear. Plumon Ciri S. J.	Fine	SW	0.05			
				10-30	-08		46											
					29.77	29.242		53	18	35.42					2.22			
					28.46													

1844		Sun rises & sets Moon's age	Hour of Observation	Barometer	Mean of the Barometer	Thermometer in the Vestibule	Thermometer at foot of observatory	on the post		Mean temperature	Modification of the Clouds	General appearance of the Weather	Direction of the Wind	Rain	Miscellaneous Observations	Observations relating to Animals	Observations relating to Plants
March.	Days of the Week							Highest	Lowest								
1	F		9.15	29.00	29.115	46	46	54	43	40.5	Clear Cirro-cumuli E. J.	Most beautiful	W	0.20			
2	T		9.15	-	29.115	47	42	54	37	45.5	Cirro Nimbi	Rain in night showery & windy	W	0.03			
3	S		9.15	-10	29.115	46	44	55	34	44.5	Cirro- nimbi	Very fine showery & windy	W	0.14			
4	M		9.15	-07	29.145	45	38	39	38	38.5	overcast	Rain	N	0.23			
5	T		9.15	-42	29.44	44	34	43	30	36.5	M. J. Cirri Nimbus	Fair. fine thunder & rain	W	0.52	Diverging beams about 4		
6	W		9.15	-39	29.47	41	29	44	21	32.5	M. J. Clear	White frost. Fine	N	0.01			
7	T		9.15	-60	29.73	41	36	45	27	36	M. J. overcast	Fair	N				
8	F		9.15	-02	29.81	41	35	50	20	39	M. J. Cirri cirrostrati	Very fine	SW				
9	T		9.15	-65	29.625	44	46	50	36	47	M. J. overcast Cirro-cumuli	Very fine	W				
10	S		9.15	-29	29.115	46	46	50	40	45	overcast E. J.	Rain & snow fine afternoon	SW	0.21			
11	M		9.15	-43	29.263	47	40	53	35	44	overcast Nimbi	Wind & rain thunder & lightning at night	W	0.31			
12	T		9.15	-	29.295	46	42	53	36	44.5	Clear. Cirri Nimbi	Windy - fine hail shower	NW	0.14			
13	W		9.15	-57	29.58	45	41	48	31	39.5	Clear. Cirri Cumuli	Fine thaw	NW	0.03			
14	T		9.15	-54	29.46	46	41	52	31	41.5	overcast	showy	W				
15	F		9.15	-19	29.19	-	42	50	42	46	clear. cumuli	Very fine	W	0.34			

1844	March	Days of the Week	Time since Moon set	Hour of Observation	Barometer	Mean of the Barometer	Thermometer in the Vestibule	Thermometer at hour of observation	in the port.	Height	Lowest	Mean Temperature	Modification of the Clouds	General appearance of the Weather	Direction of the Wind	Rain	Miscellaneous Observations	Observations relating to Animals.	Observations relating to Plants.
	16	T		9.15	29.17		47	48	57	34	4.55	Ciri	Fair	Rain a little	E	0.04			
				10.30	- 35	29.26	40												
	17	S		9.15	- 49	29.535	46	38	41	38	3.95	M. S. Overcast	Fair		E				
				10.30	- 50							E. S.							
	18	M		9.15	-		44	37	47	30	3.85	M. S. Cumuli Cirrostrati	Fine	windy	E				
				10.30	- 62	29.60	45					E. S.			W				
	19	T		9.15	- 67	29.62		42	49	35	4.2	Ciri	Fair						
				10.30	- 57		46												
	20	W		9.15	- 29			44		39		Z. J. Overcast	Fine with showers of rain		NW				
				10.30	- 21	29.323	45					Himbi							
	21	T		9.15	- 60	29.60	43	37	49	24	3.65	M. S. Clear Ciri. Cirrostrati	White Frost	Very fine	NW	0.09			
				10.30	-		44					E. S.			SW				
	22	F		9.15	- 39	29.31		45	50	31	4.05	Overcast	Fair	Rain at night	SW	0.05			
				10.30	- 23		45												
	23	T		9.15	- 20	29.34		43	51	39	4.5	Overcast. Cumuli	Very fine		W				
				10.30	- 20		46					E. S.							
	24	S		9.15	- 26	29.27		46	53	30	4.15	Overcast. Himbi	Fine	showers	W	0.03			
				10.30	- 20		46					E. S.							
	25	M		9.15	-	29.24	47	44	54	39	4.65	Overcast.	Rain	Fair	SW	0.02			
				10.30	- 20		49												
	26	T		9.15	- 30	29.39		52	59	44	5.15	Clear. Ciri. Cirrostrati	Very fine		W				
				10.30	- 40		51					E. S.							
	27	W		9.15	- 50	29.585		53	59	47	5.3	Overcast	Fair	Rain	N	0.02			
				10.30	- 67		53												
	28	T		9.15	- 85	29.92	52	49	62	40	5.1	M. S. Ciri	Most beautiful		E				
				10.30	- 99		53												
	29	F		9.15	30.02	30.02	51	47	66	29	4.75	M. S. Foggy. Cirrostrati	2 P.M. Fair	Most beautiful	E				
				10.30	-		53					E. S.							
	30	T		9.15	29.94	29.91	52	49	57	35	4.6	M. S. Clear Cumuli	Very fine		E				
				10.30	- 80							E. S.							
	31	S		9.15	- 83	29.805	51	50	65	36	5.05	M. S. Cumuli	Most beautiful		SE				
					- 70		53					E. S.							
					30.02	29.466													
					29.07			66	21	46.11									
																2.41			

1844	April.	Days of the Week	Sup. rises & sets Moon's age	Hour of Observation	Barometer	Mean of the Barometer	Thermometer in the vestibule	Thermometer at hour of observation	in the port	Highest	Lowest	Mean temperature	Modification of the Clouds	General appearance of the weather	Direction of the Wind	Rain	Miscellaneous Observations	Observations relating to Animals	Observations relating to Plants
1	M			9.15	29.79		51	44	72	35	53.5	M. S. Fog	most beaut	SE					
				10.30	-70	29.785	56						Cumuli						
2	T			9.15	-77	29.70	54	56	71	32	51.5	Clear	most beaut	W					
				10.30	-63		56												
3	W			9.15	-52	29.46	-	50	60	40	54	Clear	most beaut	W					
				10.30	-40		57						E. S.						
4	T			9.15	-34	29.345	56	50	66	41	53.5	Clear. Cimi	most beaut	SW					
				10.30	-35		-												
5	F			9.15	-38	29.405	55	50	59	40	49.5	Overcast	most beaut	SW					
				10.45	-43		-						Cirri. Plumes a little rain						
6	T			9.15	-40	29.535	56	57	70	30	54	Clear. Cumuli	Very fine	SE	0.01				
				10.30	-59								Cirri. Cinnati						
7	S			9.10	-69	29.76	52	40	67	32	49.5	M. S. Foggy	Very fine	E					
				10.30	-83		54						E. S.						
8	M			9.15	-93	29.96	50	50	66	25	45.5	M. S. Clear	White fog	SW					
				10.30	-99		54							most beaut	SW				
9	T			9.15	-	29.99	53	57		31			E. S.						
													M. S. Clear						
10	W																		
11	T																		
12	T																		
13	T			10.45	-46	29.46	54		72	31	51.5			SW	0.26				
14	S			9.15	-51	29.59	55	54	60	49	51.5	overcast	Fair	SW					
				10.30	-67		57												
15	M			9.15	-70	29.71	54	57	64	42	53		Cimi	Very fine	SW				
				10.30	-72		56												

First Cucumber
& Rhubarb

Cuckoo heard

1844 April	Days of the Week	Time rises & sets Morns age	Hour of Observation	Barometer	Mean of the Barometer	Thermometer in the vestibule	Thermometer at hour of observation	on the spot Highest Lowest		Mean Temperature	Modification of the Clouds	General Appearance of the Weather	Direction of the Rain Wind	Miscellaneous Observations	Observations relating to Animals	Observations relating to Plants
16	T		9.15 10.30	29.75 -79	29.77	55 54	53	65 47	56	overcast Ciri	Rain Fair	NW 0.01				
17	W		9.15 10.30	- -73	29.77	55 50	53	71 37	54	M.T. Cumuli	Very fine	E				
18	T		9.20 10.30	- -84	29.785	56 -	56	62 38	50	M.T. Cumuli E.T.	Shower Fine	N				First asparagus
19	F		9.15 10.30	-90 -	29.90	54 56	56	64 31	47.5	M.T. Ciri	Fine	W				First French beans from the house
20	T		9.15 10.30	- -83	29.865	- 58	58	67 49	58	overcast	Fair	N				
21	S		9.15 10.30	- -80	29.815	- 60	62	74 50	62	Clear. Ciri	Very fine	NW	Diverging beams 3. to 4.2	Nightingales heard		
22	M		9.15 10.30	-76 -78	29.77	59 60	63	70 39	54.5	Clear. Cumuli E.T.	Most beautiful	W				
23	T		9.10 10.30	-80 -74	29.77	58 61	59	71 40	55.5	M.T. Clear. Cumuli E.T.	Most beautiful	W				
24	W		9.10 10.30	-70 -78	29.74	58 59	55	68 40	54	Clear. Cumuli	Fine	W				
25	T		9.15 10.30	- -73	29.755	57 59	65	75 32	53.5	Clear Cirro cumuli E.T.	Most beautiful	E				
26	F		9.15 10.30	-66 -88	29.64	61	69	79 36	57.5	Clear. Ciri Cirro cumuli	Fine Shower in the night	SE N				
27	T		9.15 10.30	-68 -87	29.775	57 59	54	65 46	55.5	Clear Cumuli E.T.	Very fine	N 0.03				
28	S		9.15 10.15	-90 -	29.90	58 50	59	67 32	49.5	Clear- Fog	Fine Foggy	E	Little webs on the grass.			
29	M		9.15 10.30	-80 -81	29.845	55 -	55	60 30	4.5	Clear. Cumuli Cirrostrati E.T.	Fine	E			Jaw reactions by the bridge	
30	T		9.15 10.30	- -85	29.83	58	62	66 37	51.5	Clear. Ciri	Very fine	E				
				29.99 29.34	29.726	79 25		52.84				0.31				

May	Days of the week	Sun rises & sets	Moon's Age	Hour of Observation	Barometer	Mean of the Barometer	Thermometer in the vestibule	Thermometer at the time of observation	on the port		Mean Temperat.	Modification of the Clouds	General Appearance of the Weather	Direction of the Wind	Rain	Miscellaneous Observations	Observations relating to Animals	Observations relating to Plants
									Highest	Lowest								
1	W			9.15	29.91	29.935	56	60	69	43	56	M.T. Clear	Very fine	E				
				10.30	- 96	29.935	59					plumose Cirr.						First forced Strawberry
2	T			9.10	- 97	29.935	57	59	71	34	52.5	M.T. Foggy	Very fine	E				
				10.30	- 90	29.935	60					plumose Cirr.						
3	F			9.15	- 82	29.795	57	58	66	37	51.5	M.T. Foggy	Very fine	N E				
				10.30	- 77	29.795	-					Cumuli						
												E.T. Overcast						
4	J			9.15	- -	29.745	56	52	59	45	52	Overcast	Fair	E				
				10.30	- 72	29.745	57											
5	S			9.15	- 70	29.65	56	52	74	47	60.5	overcast	Very fine	E				
				10.20	- 60	29.65	60					Nimbus	at the base of clouds					
6	M			9.15	- 53	29.505	58	61	73	39	56	Foggy	Very fine	E	0.02			
				10.40	- 40	29.505	61											
7	T			9.15	- -	29.49	59	69	76	35	55.5	Clear. Cumuli	Fine	W				
				10.30	- 50	29.49	-											
8	W			9.15	- 57	29.50	-	62	74	43	58.5	Foggy	Fine	E				
				10.30	- 59	29.50	62											
9	T			9.15	- -	29.59	60	65	76	46	61	Clear	Very fine	J				
				10.30	- -	29.59	63							W				
10	F			9.15	- -	29.585	61	58	66	48	57	overcast	misty rain	W				
				10.30	- 50	29.585	60											
11	J			9.15	- -	29.635	58	56	67	40	53.5	Cumuli	showers at 4. Very fine	N E	0.09			First goose berries
				10.30	- 69	29.635	60											
12	S			9.15	- 76	29.81	59	55	72	50	61	overcast	Very fine	E				
				10.30	- 86	29.81	62					Cumuli						
												E.T.						
13	M			9.15	- 90	29.895	60	65	77	40	58.5	M.T. Clear	most beautiful	N W				
				10.30	- 89	29.895	63											
14	T			9.15	- -	29.85	61	60	80	40	60	E.T. Clear	Very fine	N E				
				10.30	- -	29.85	65											
15	W			9.15	- 91	29.905	59	55	62	40	51	Cumuli	Fine	N E				
				10.30	- 90	29.905	-											
16	T			9.15	- 84	29.74	56	53	69	39	54	Misty.	Fine	N E				
				10.45	- 64	29.74	59											
																Little webs on the grass		

1844	May	Days of the Week	Surf rises & sets	Moons age	Hour of Observation	Barometer	Mean of the Barometer	Thermometer in the shade	Thermometer at the top of observation	on the spot	Highest	Lowest	Mean temperature	Modification of the Clouds	General appearance of the Weather	Direction of the Wind	Rain	Miscellaneous Observations	Observations relating to Animals	Observations relating to Plants
	17	F			9.15	29.55	29.555	57	56	64	40	52	overcast	a little rain	N E			Frost fell at Guildford		
					10.30	- 56		59												
	18	T			9.15	-	29.575	51	40	55	31	43	Cumuli Nimbi	Hail & rain	N E	0.01				First forced potatoes
					10.30	- 59														
	19	S			9.15	- 57	29.585		51	50	30	40	overcast	Windy	N E	0.01				
					10.30	- 60		53						Fine						
	20	M			9.10	- 59	29.59	-	56	64	43	53.5	Cumuli	Beautiful	N E					
					10.	-		55												
	21	T			9.15	- 53	29.625	54	50	62	42	52	Rain	Fine	E	0.02				First peas
					11.	- 72		57												
	22	W			9.15	-	29.735	57	60	71	43	57	Misty	Fair	N E	0.01				
					10.30	- 75		50												
	23	T			9.15	-	29.725	56	54	69	44	57.5	Cumuli	Fine	N E					
					11.	- 70		59					E. J							
	24	F			9.15	- 68	29.64	56	53	69	42	55.5	M. J. cum	Very fine	N E					
					10.45	- 60		59												
	25	T			9.15	-	29.675	57	52	66	45	55.5	overcast	Fine	N E					
					11.	- 75		50												
	26	S			9.15	-	29.755	56	51	60	37	48.5	overcast	Fine	N E					
					10.30	- 70		54												
	27	M			9.15	-	29.75	55	53	59	39	49	overcast	Thunder & rain	N E					
					10.30	- 72		-					Nimbi	Lail & rain	W					
	28	T			9.10	- 67	29.645	55	55	50	41	49.5	overcast	Fair	E	0.15				
					10.15	- 62		56						Shower	N E	0.01				
	29	W			9.15	- 58	29.59	-	53	54	45	49.5	overcast	Shower	N E	0.12				
					10.30	- 60		-												
	30	T			9.15	-	29.625	54	50	60	43	51.5	overcast	Fine	N E					
					10.30	- 65		56												
	31	F			9.15	- 62	29.62	-	50	60	45	56.5	overcast	Fine	N E					
					10.30	-		-												
							29.97	29.680												
							29.40													
									81	31	54.09						0.44			

1844	June	Days of the Week	Sun rises & sets Moon's age	Hour of Observation	Barometer	Mean of the Barometer	Thermometer in the vestibule	Thermometer at the top of observation	on the post		Mean temperature	Modification of the Clouds	General Appearance of the Weather	Direct of the Wind	Rain	Miscellaneous Observations	Observations relating to Animals	Observations relating to Plants
	1	T		9.20 10.30	29.62 - 56	29.59	56 59	59	72	41	56.5	M. T.	Very fine	E				
	2	S		9.15 10.30	- 59	29.59	54 59	51	65	43	54	E. T. M. T. Overcast	Very fine	NE				
	3	M		9.15	- 66		57	58		39		E. T. Clear. Cumuli						
	4	T																
	5	W																
	6	T																
	7	F																
	8	S																
	9	S																
	10	M																
	11	T																
	12	W																
	13	T																
	14	F																
	15	S																

0.06

1844	June	Days of the Week	Time rises & sets	Moon's age	Hour of Observation	Barometer	Mean of the Barometer	Thermometer in the vestibule	Thermometer at the top of observation	on the pot	Highest	Lowest	Mean temperature	Modification of the Clouds	General appearance of the Weather	Direction of the Wind	Rain	Miscellaneous Observations	Observations relating to Animals	Observations relating to Plants
	16	S																		
	17	M																		
	18	T																		
	19	W																		
	20	T																		
	21	F																		
	22	S															1-16			
	23	S																		
	24	M																		
	25	T	10.30			29.34		64			82	37	59.5	Rain						
	26	W	9.30	- 38		29.415	61	64	71	46	58.5		Clear Cumuli	Fine	NW	0.15				
			10.30	- 45			64													
	27	T	9.30	-		29.475	61	57	72	51	61.5		overcast	Rain	NW	0.05				
			10.30	- 50			-													
	28	F	9.15	- 57		29.605	-	69	77	49	63		overcast	Fine	NW	0.01				
			10.30	- 64			63													
	29	T	9.15	- 67		29.67	-	74	84	45	64.5		Clear Cumuli	most beautiful	NW					
			10.30	-			-													
	30	S	9.10	- 60		29.56	-	76	88	45	66.5		Clear	not beautiful	SE					
			10.30	- 52			64													
						29.67	29.557				88	37	60.50							
						29.34														
																	1.43			

1844	July	Days of the week	Time rises & sets Moon's age	Hour of Observation	Barometer	Mean of the barometer	Thermometer in the vestibule	Thermometer in the hour of observation	Height of the post	Lowest	Mean temperature	Modification of the clouds	General appearance of the weather	Direction of the Wind	Rain	Miscellaneous Observations	Observations relating to Animals	Observations relating to Plants
1	Mo			9.15	29.50	29.50	64	72	81	47	64	Overcast Drizzle	Fine Thunder Shower	SE				
2	Tu			9.15	-	29.505	62	58	70	53	61.5	overcast	Rain Fine after	NW	0.31			
3	W			9.15	-	29.505	63	60	75	49	62	Cirri. Cumuli	Fine	SW	0.09			
4	Tu			9.15	-33	29.325	63	62	69	53	61	overcast	Rain Fair	W	0.15			
5	Th			9.15	-	29.35	62	67	71	53	62	overcast	Rain	W				
6	Tu			9.10	-46	29.495	61	63	72	51	61.5	overcast	Fair	NW	0.10			
7	Sa			9.15	-56	29.57	-	66	71	53	62	S. J. Cirri	Fair	E				
8	Mo			9.15	-	29.565	61	62	76	50	63	overcast.	Fine	SE				
9	Tu			9.10	-54	29.54	63	65	74	56	65	overcast	Fine	NW				
10	W			9.15	-59	29.585	64	71	76	47	61.5	Cumuli	Fine	W				
11	Tu			9.10	-53	29.54	-	60	70	59	60.5	Cirrocumuli	Very fine	NW				
12	Th			9.20	-	29.55	64	64	73	46	59.5	Nimbe Plumose Cirri	Fine with showers	NW				
13	Tu			9.15	-58	29.415	64	69	74	51	62.5	Cirri Nimbe	Rain & wind	W				
14	Sa			9.10	-22	29.335	-	65	72	59	65.5	Cirri. Cirrostrati Cumuli Cirrocumuli	Very fine	SW	0.29			
15	Mo			9.15	-47	29.525	-	70	77	48	62.5	Clear Cirri	most beautiful	NW				
16	Tu			9.20	-60	29.60	63	69	74	46	60	overcast	Fine	NW				

Diverging beams
about $2\frac{1}{2}$ to $4\frac{1}{2}$
little ruts on the
grass.

1844	Index	Days of the week	Time of day & state of sky	Hour of observation	Barometer	Mean of the Barometer	Thermometer in the vestibule	Thermometer at hour of observation	on the port	Highest	Lowest	Mean temperature	Modification of the Clouds	General Appearance of the Weather	Direction of the Wind	Rain	Miscellaneous Observations	Observations relating to Animals	Observations relating to Plants
	17	W		9.15	29.62	29.57	62	60	77	40	50.5	overcast	Fair Shower	E			Little mbs on the grass		
				10.30	-52		-												
	18	T		9.15	-45	29.435	61	60	74	40	57	Clear. Cumuli Nimbi	Fine Shower.	W	0.01				
				10.30	-42		61								NW				
	19	F		9.10	-39	29.47	60	61	71	41	56	Clear. Cumuli Nimbi cumulostrati	Shower. Fair.	NW					
				10.30	-35		-												
	20	J		9.30	-68	29.74	-	65	77	42	59.5	Cumuli	Most beautiful	SE	0.01				
				11.30	-80		-												
	21	S		9.15	-84	29.84	62	72	82	45	63.5	Clear. Cumuli	Most beautiful	SE					
				10.30	-		-												
	22	M		9.15	-80	29.75	64	79	90	45	67.5	Clear	Most beautiful	SE					
				10.30	-70		65												
	23	T		9.15	-65	29.615	67	85	93	54	73.5	Clear. Cirrocumuli	Most beautiful	SE					
				10.30	-58		68								SE				
	24	W		9.15	-	29.60	70	82	96	59	77.5	Clear. Cirrocumuli	Most beautiful a few drops in the morning	SE					
				11.	-60		-								SE				
	25	T		9.20	-	29.595	-	77	92	52	72	Cirri. Nimbi	Fine a few drops in the evening	SW					
				10.30	-59		71								SW				
	26	F		9.15	-60	29.60	70	67	73	60	66.5	overcast	Fine Shower	NW					
				10.30	-		-												
	27	J		9.15	-76	29.78	67	70	83	49	66	Cumuli	Most beautiful	NW	0.01				
				11.	-80		69								W				
	28	S		9.15	-	29.76	68	77	86	47	66.5	Cirri	Fine	NW				First grapes	
				10.30	-72		68												
	29	M		9.15	-65	29.635	66	65	75	58	66.5	overcast	Fine	NW					
				10.30	-62		65												
	30	T		9.15	-48	29.36	-	67	75	40	57.5	overcast	Heavy windy	NW	0.05				
				10.30	-24		-												
	31	W		9.15	-	29.32	63	60	72	45	50.5	Cirri	Heavy windy					First melon	
				10.30	-40		63												
					29.84	29.547						96 40 63.50							
					29.22														
															7.02				

1844		Thermometer on the post	Thermometer in the vestibule	Thermometer at foot of Observation	Highest	Lowest	Mean temperature	Modification of the Clouds	General Appearance of the Weather	Direction of the Wind	Rain	Miscellaneous Observations	Observations relating to animals	Observations relating to Plants
August	Days of the Week													
1	T	9.15 10.30	29.40 - 40	29.44	62 -	64 -	69 40	57.5 Ciri Nimbi	Windy Showery	W				yellow patches on some of the Elms.
2	F	9.15 10.30	- 52 - 50 49	29.49	61 -	66 -	74 45	59.5 Cumuli Nimbi	Fine	SW	0.02			
3	T	9.20 11.	- 20 - 11	29.15	-	62	60 41	44.5 Cumuli Nimbi	Rain, Hail Showers High Wind	W	0.19			
4	S	9.15 10.30	- 30 -	29.30	-	67	73 51	62 Cumuli	Most beautiful a few drops	W	0.28			
5	M	9.15 10.30	- 49 - 35	29.42	62 63	71	73 45	59 Ciri Nimbi	Rain	W	0.01			
6	T	9.15 10.30	- 27 -	29.27	-	61	72 60	66 Overcast Cumuli	Rain Fine	W	0.32			
7	W	9.10 10.30	- 31 - 35	29.33	62 -	65	72 42	57 Clear: Cumuli Nimbi cirrostrati	Thunder Showers Fair	W	0.01			
8	T	9.15 11.	- - 42	29.38	61 -	63	73 50	61.5 Clear Cumuli Nimbi cumulostrati	Showery	W	0.36			
9	F	9.15 10.30	- 41 - 40	29.40	-	65	70 40	59 Cumuli	Fine	W	0.04			
10	T	9.15 10.30	- 35 -	29.35	60 -	70	74 42	58 Ciri: Cumuli	Fine	NE		Little webs on the grass - Diverging beams about 5		
11	S	9.15 10.30	- 44 - 37	29.40	-	66	73 41	57 Ciri: Cirrostrati	Fair Rain	W	0.17	Little webs on the grass.		
12	M	9.15 10.30	- 13 - 21	29.17	-	63	69 55	62 Cirro cumuli Nimbi. E. S	Showery	W	0.11			
13	T	9.15 11.30	- - 26	29.23	62 -	62	66 54	60 Ciri E. S	Rain	W	0.20			First mushroom on the lawn
14	W	9.15 10.30	- 10 - 01 18	29.09	61 -	59	62 52	57 Overcast	Rain	SW	0.47			
15	T	9.15 10.30	- 24 - 42	29.33	60 61	61	69 50	59.5 Clear: Ciri	Fair	NW		Large aspen blaze of frosts on the lawn about 8. I have seen them twice before.		
16	F	9.15 10.30	- 54 -	29.54	60 62	65	74 46	60 Clear: Ciri	Very fine	W W W				Jargonelle pears

1844 August.	Days of the week	Time rising & setting moon's age	Hour of Observation	Barometer	Mean of the Barometer	Thermometer in the shade	Thermometer at hour of observation	Thermometer on the port	Highest	Lowest	Mean temperature	Modification of the Clouds	General Appearance of the Weather	Direction of the Wind	Rain	Miscellaneous Observations	Observations relating to Animals	Observations relating to Plants
17	S		9.15 10.30	29.46 - 50	29.52	62 -	65	70	57	63.5	Clear. Ciri	Fine	W					
18	S		9.15 10.30	- 66 - 70	29.60	60 61	60	60	47	57.5	overcast	Fine	N					
19	M		9.15 10.30	- - 69	29.69.5	59 62	60	75	44	59.5	Clear. Ciri Cumuli	Most beautiful	N					
20	T		9.20 10.30	- 50 - 40	29.53	63 64	71	77	56	66.5	Cirrocumuli Strati	Fair	NW					
21	W		9.15 10.30	- - 44	29.46	62 -	63	60	49	58.5	Clear. Cumuli	Very fine	N					
22	T		9.15 10.30	- - 40	29.42	- -	62	67	52	59.5	overcast.	Fair	NW					
23	F		9.15 11.	- -	29.40	61 -	66	72	44	58	overcast.	Very fine	W					
24	T		9.15 10.30	- - 42	29.41	60 61	63	71	38	54.5	Clear. Ciri	Fine	W			Little webs on the grass		
25	S		9.15 10.30	- 53 - 62	29.57.5	59 62	57	71	40	59.5	M. S. Foggy	Very fine	NW				First peaches	
26	M		9.15 10.30	- - 60	29.65	60 61	61	60	50	59	overcast	Fine	N				First nestaries	
27	T		9.15 10.30	- - 72	29.70	60 61	60	70	40	59	Clear. Ciri Cumuli	Very fine	SE					
28	W		9.15 10.30	- -	29.72	50 62	62	74	37	55.5	M. S. Clear	Very fine	SE					
29	T		9.15 11.	- -	29.72	59 62	60	79	30	58.5	S. S. M. S. Clear	Very fine	SE			Little webs on the grass		
30	F		9.30 10.30	- - 77	29.74.5	61 62	72	74	39	56.5	M. S. Clear Cumuli	Very fine	SE			Little webs on the grass	First figs	
31	S		9.15 10.30	- 86 - 91	29.88.5	61 62	70	81	39	60	S. S. Clear. Cumuli	Very fine	SE			Little webs on the grass.		
				29.91 29.01	29.468	81 37 58.87								2.18				

1844	September	Days of the Week	Sun rises & sets	Moon's age	Hour of Observation	Barometer	Height of the Barometer	Thermometer in the shade	Thermometer at hour of observation	Thermometer on the Post			Modification of the Clouds	General appearance of the Weather	Direction of the Wind	Rain	Miscellaneous Observations	Observations relating to Animals	Observations relating to Plants.
										Highest	Lowest	Mean							
1	T		9.15		29.91	29.91	61	74	85	41	63		M. F. Clear Cirrostrati	Most beautiful	SE		Little webs on the grass		Leaves falling fast.
2	M		9.30		-	29.87	62	69	84	42	63		S. F. M. F. Cirri Cirrostrati	Most beautiful	E		Little webs on the grass		
3	T		9.15		-	29.74	-	69	74	40	61		Clear. Cumuli	Most beautiful	E				
4	W		9.15		-	29.62	-	64	77	50	67.5		Misty. Overcast. Pluv. on cum	Most beautiful	SE				
5	T		9.15		-	29.51	66	69	76	50	67		Cumuli Nimbo. Cumulostrati	Thunder. lightning at night	E		Diverging beams about 3.		
6	F		9.15		-	29.50	-	70	76	54	65		Overcast	Fine	E	0.09			
7	T		9.15		-	29.50	68	65	76	50	67		Overcast. Cirrostrati	Very fine	SW	0.05			
8	S		9.15		-	29.505	-	69	81	54	67.5		Clear. Cumuli Cirrostrati	Very fine. Thunder. lightning at night	NE		Little webs on the grass		
9	M		9.15		-	29.415	63	50	66	54	60		Overcast.	Rain	E	0.30			
10	T		9.15		-	29.49	62	56	66	54	60		Overcast	Most beautiful	W	0.09			
11	W		9.		-	29.56	59	50	72	40	56		M. F. Clear	Very fine	NE		Little webs on the grass		
12	T		9.10		-	29.66	-	62	71	46	50.5		Overcast	Fine	N				
13	F		9.15		-	29.765	61	63	71	52	61.5		Overcast	Very fine	SW				
14	T		9.10		-	29.71	-	66	73	53	63		Clear. Cirri	Fine	SW				
15	S		9.10		-	29.545	-	64	74	50	66		Overcast	Misty rain	SW	0.05			

1844
September

Days of the Week	Sun rises & sets	Moons age	Hour of Observation
16 M			9.15
17 T			9.15
18 W			9.15
19 T			9.10
20 F			9.10
21 S			9.15
22 S			9.15
23 M			9.15
24 T			9.15
25 W			9.15
26 T			9.15
27 F			9.15
28 S			9.15
29 S			9.15
30 M			9.15

Barometer	Mean of the Barometer	Thermometer in the vestibule	Thermometer at hour of observation	Thermometer on the Post	Mean temperature	Modification of the Clouds	General appearance of the Weather	Direct of the Wind	Rain	Miscellaneous Observations	Observations relating to Animals	Observations relating to Plants
29.53	29.53	66	67	71	61	66	Overcast	Fine	SW	0.01		
11. -	29.53	67	67	71	60	65.5	Overcast	Shrubby	SW			
9.15 - 45	29.435	66	67	71	60	65.5	Overcast	Shrubby	SW			
11. - 42	29.435	66	67	71	60	65.5	Overcast	Shrubby	SW			
9.15 - 50	29.54	62	55	58	53	54.5	Foggy	Rain	E	0.27		
11. - 62	29.54	-	55	58	53	54.5	Foggy	Rain	E	0.27		
9.10 - 60	29.60	59	54	64	30	51	Clear. Cumuli Nimbri	Heavy dew Rain at last	NE	0.07	Little web on the grass	
11. -	29.60	59	54	64	30	51	Clear. Cumuli Nimbri	Heavy dew Rain at last	NE	0.07	Little web on the grass	
9.10 -	29.615	59	56	64	40	52	M.T. Overcast	Fine	NE	0.15		
11. - 63	29.615	59	56	64	40	52	M.T. Overcast	Fine	NE	0.15		
9.15 -	29.665	58	56	63	30	50.5	S.S. M.T. Foggy	Shrubby	NE	0.01		
10.30 - 70	29.665	-	56	63	30	50.5	S.S. M.T. Foggy	Shrubby	NE	0.01		
9.15 -	29.64	-	55	65	45	55	M.T. Foggy	Fine	E	0.00		
10.30 - 50	29.64	-	55	65	45	55	M.T. Foggy	Fine	E	0.00		
9.15 - 43	29.425	57	55	61	47	54	Overcast	Fine	NE			
11. - 42	29.425	57	55	61	47	54	Overcast	Fine	NE			
9.15 - 53	29.61	50	50	65	49	57	Clear. Cirri	Fine	NE			
11. - 69	29.61	50	50	65	49	57	Clear. Cirri	Fine	NE			
9.15 - 74	29.76	57	52	64	37	50.5	M.T. Foggy	Heavy dew Very fine	NE		Little web on the grass	
11. -	29.76	57	52	64	37	50.5	M.T. Foggy	Heavy dew Very fine	NE		Little web on the grass	
9.15 - 84	29.84	55	55	70	34	52	M.T. Foggy	Heavy dew most beautiful	E		Little web on the grass	
11. -	29.84	57	55	70	34	52	M.T. Foggy	Heavy dew most beautiful	E		Little web on the grass	
9.15 - 80	29.70	56	50	70	34	52	M.T. Foggy	Heavy dew most beautiful	E		Little web on the grass	
11. - 76	29.70	57	50	70	34	52	M.T. Foggy	Heavy dew most beautiful	E		Little web on the grass	
9.15 - 70	29.66	56	52	72	35	53.5	S.S. M.T. Foggy	Heavy dew	NE	0.01		
11.15 - 42	29.66	50	52	72	35	53.5	S.S. M.T. Foggy	Heavy dew	NE	0.01		
9.15 - 60	29.72	57	53	57	30	47.5	Overcast	Rain Fine after	SE			
11.15 - 84	29.72	56	53	57	30	47.5	Overcast	Rain Fine after	SE			
9.15 - 90	29.80	54	49	65	20	46.5	Cirrocumuli	Very fine	SE		Ice on the pond	
11.15 - 86	29.80	55	49	65	20	46.5	Cirrocumuli	Very fine	SE		Ice on the pond	

29.91
29.40

29.636

85 20 50.45

1.10

1844

October	Days of the Week	Sun rises & sets	Moon's age	Hour of Observation	Barometer	Mean of the Barometer	Thermometer in the vestibule	Thermometer at hour of observation	Thermometer on the post			Modification of the Clouds	General appearance of the Weather	Direction of the Wind	Rain
									Highest	Lowest	Mean				
1	T			9.15	29.75	55	56	66	37	51.5		Clear Cirrostrati	Fine	W	
				11.15	- 61	29.68	57							W	
2	W			9.15	- 30	29.435	58	57	47	53	60	overcast	Foggy High Wind	W	
				11.15	- 49		59							W	
3	T			9.15	- 40	29.40	60	44	70	53	61.5	clear. Cirri	Fair Windy	W	
				11.15	- -		61							W	
4	F			9.15	- 59	29.585	60	57	45	42	53.5	clear. Cirri	Fine	W	
				11.15	- 50		61							W	
5	T			9.15	- 46	29.40	61	60	66	50	58	overcast	Showery	W	
				10.30	- 50		62							W	
6	S			9.10	- 60	29.595	59	51	60	41	50.5	overcast.	Fine Rain	TW 0.10	
				11.	- 59		50							NW 0.04	
7	M			9.15	- 50	29.565	57	51	57	41	49	Clear.	Heavy dew	TW	
				10.45	- 63		56					S. J.		SE	
8	T			9.	- 60	29.45	54	47	59	30	44.5	M. J. Overcast	Fine windy	SE	
				11.	- 30		55							SE 0.01	
9	W			9.10	28.99	28.895	-	55	47	40	53.5	overcast	Fair wind. rain	SE 0.03	
				11.	- 30		57							SE 0.03	
10	T			9.15	- 90	29.03	50	57	64	52	50	overcast	Rain Showery	J 0.00	
				11.	29.16		50							J 0.00	
11	F			9.10	- 33	29.385	-	57	63	44	53.5	Clear	Heavy dew Very fine	TW 0.01	
				10.40	- 44		-							TW 0.01	
12	T			9.10	- -	29.34	59	57	64	45	54.5	M. J. Overcast	Rain Fine	TW 0.11	
				11.20	- 24		59							TW 0.11	
13	T			9.10	- 17	29.08	60	59	63	54	58.5	Cirri. Nimbi	Showery Windy	TW 0.35	
				10.30	28.99		59							TW 0.35	
14	M			9.15	29.02	28.87	50	52	50	47	52.5	clear. Cumuli	Rain	TW 0.41	
				10.30	28.72		-							TW 0.41	
15	T			9.15	- -	28.735	57	54	62	45	53.5	Clear. Cirri	Rain		
				11.30	- 75		57								

Miscellaneous Observations

Observations relating to Animals

Observations relating to Plants


1844	October	Days of the Week	Sun rises & sets	Moon's age	Hour of Observation	Barometer	Mean of the Barometer	Thermometer in the vestibule	Thermometer at hour of observation	Thermometer on the post	Highest	Lowest	Mean Temperature	Modification of the Clouds	General appearance of the Weather	Direction of the Wind	Rain	Miscellaneous Observations	Observations relating to Animals	Observations relating to Plants
	16	W	9.15 11.30			29.72 - 80	28.80		49	56	46	52		Overcast.	Fine	NW	0.97			
	17	T	9.15 10.45			- 95 29.19	29.07	56	52	50	42	50		Clear	Cirri	Fine	NW	0.01		
	18	F	9.15 11.			- 32 - 45	29.385	54	40	54	30	47		Cirri	Cumuli	Fine	SW		Windows dewed	
	19	T	9.10 11.			- - 30	29.375	53 54	47	56	34	45		Cirri	Cumuli	Fine	W		Windows dewed	
	20	S	9.15 10.30			- 20 - 10	29.19	-	54	59	44	51.5		Clear	Cirri	Fine	TW	0.06		
	21	M	9.15 11.15			- - 30	29.24	-	50	52	42	47		Overcast.	Fair	W				
	22	T	9.10 12.			- 44 - 35	29.495	-	45	56	41	40.5		M.T. Overcast	Not beautiful	NW	.20			
	23	W	9.10 11.			- - 46	29.505	50 51	33	52	27	39.5		M.T. Fog	White Frost Foggy Rain	NE				
	24	T	9.15 10.30			- 30 -	29.38	-	46	50	32	41		M.T. Overcast	Rain	NE	0.17			
	25	F	9.15 10.30			- 40 - 50	29.45	-	40	50	40	40		M.T. Overcast	Rain	N	1.35			
	26	T	9.10 11.			- 55 - 76	29.655	51 52	47	52	30	45		Cirri	Fair Rain	W	0.04			
	27	S	9.10 10.30			- 82 - 85	29.835	50 51	44	52	35	43.5		M.T. Overcast	Fair	NE	0.01			
	28	M	9.10 10.30			- 83 - 75	29.79	49 50	42	51	34	42.5		M.T. Cirri	Very fine	NE				
	29	T	9.20 10.30			- 70 - 50	29.64	-	29	53	34	43.5		Cirri	Cumuli	Fair Rain	NE	0.23		
	30	W	9.15 11.30			- 49 -	29.49	-	45	50	42	45		Overcast	Fair	NE				
	31	T	9.15 10.45			- 40 - 37	29.425	50 52	49	56	41	40.5		M.T. Clear	Not beautiful	NE				
						29.85 28.72	29.365		70	27	50.00						4.26			

1841	November	Days of the Week	Sun rises & sets	Moon's age	Hour of Observation	Barometer	Mean of Barometer	Thermometer in the shade	Thermometer on the Post			Modification of the Clouds	General appearance of the Weather	Direction of the Wind	Rain	Miscellaneous Observations	Observations relating to Animals	Observations relating to Plants
								Thermometer at hour of observation	Highest	Lowest	Mean Temperature							
1	F		9.15	29.22	29.105	51	40	50	40	45	M. S. Overcast	Fair	SE	0.01			a few hantons left.	
			10.30	29.99		-						Rain in the evening						
2	T		9.15	- 57	28.91	-	43	46	40	43	M. S. Overcast	Rain	SE	0.44				
			10.30	- 95		50												
3	S		9.10	29.00	29.04	49	39	44	36	40	Misty	Rain	SE	0.23				
			10.30	- 08							S. T.							
4	Th		9.15	- 07	29.035	47	44	40	36	42	M. S. Clear	Fine	N	0.01				
			10.30	- 00							and	Shower						
5	T		9.15	28.94	28.935	-	40	46	30	38	M. S. Overcast	Fair	E	0.02	Windows dewed			
			10.45	- 93		-					S. T.	Rain						
6	W		9.15	- 96	28.975	-	42	40	35	42.5	M. S. Overcast	Fine	E	0.04				
			11.	- 99		-												
7	T		9.15	29.05	29.05	-	44	50	35	42.5	Cirri. Nimbus	Rain	SE	0.09				
			10.30	- -		49						Shower						
8	F		9.15	28.86	28.79	50	52	54	43	48.5	Overcast Nimbus	Rain	SE	0.07				
			10.30	- 72		50						Shower						
9	T		9.10	- -	28.775	51	47	52	44	48	Cirrostrati	Rain	W	0.46				
			11.	- 83		50						Fine						
10	S		9.5	- 90	28.81	-	43	50	37	43.5	Overcast	Rain. Wind	E	0.02	Windows dewed			
			10.15	- 72		49					Nimbi	Fine	SW		seigh flood.			
11	Th		9.15	- 92	29.07	-	45	51	30	44.5	Overcast	Fine	NW	0.37				
			10.45	29.22		40						Dandy						
12	T		9.15	- 16	29.19	49	50	56	40	48	Overcast	Rain	W	0.04				
			10.45	- 22		52												
13	W		9.15	- -	29.36	53	55	55	54	54.5	Overcast	Rain	SW	0.52				
			11.	- 50		-												
14	T		9.15	- 66	29.705	-	46	55	42	48.5	Overcast	Rain	SW	0.25				
			10.30	- 75		54												
15	F		9.10	- -	29.735	-	55	62	47	54.5	Overcast	Fair	SW	0.16				
			10.30	- 72		56												

1844 November	Days of the Week	Sun rising & sets Means age	Hour of Observation	Barometer	Mean of the Barometer	Thermometer in the shade	Thermometer on the post			Modification of the Clouds	General Appearance of the Weather	Direction of the Wind	Rain	Miscellaneous Observations	Observations relating to Animals	Observations relating to Plants
							Highest	Lowest	Mean							
16	T		9.15 11.	29.70 - 86	29.82	56	57	60	55	overcast.	Fine	NW	0.01			
17	S		9.10 10.40	- - 88	29.87	-	55	55	48	51.5	overcast	Rain	NW	0.01		
18	M		9.20 10.30	- 87 - 80	29.835	-	52	53	48	50.5	overcast	Fair	W			
19	T		9.15 11.	- 78 - 79	29.785	55	51	53	49	51	overcast	Fair	W			
20	W		9.15 11.	- 73 - 71	29.72	-	49	56	46	51	overcast	Fine	W			
21	T		9.15 10.45	- 80 - 89	29.885	53	38	40	32	40	M.T. Foggy	Heavy dew mold heavily	NW	Windows dewed		Stems nearly bare of leaves.
22	F		9.15 10.45	- 85 - 78	29.815	50	35	43	31	37	E.S. M.T. Foggy	Fog	NW			
23	T		9.15 10.45	- 77 - 76	29.765	-	43	47	34	40.5	M.T. Cirri	Heavy dew Fair	NE			
24	S		9.15 10.	- 70 - 60	29.65	47	39	41	31	36	M.T. Foggy	Foggy	E			
25	M		9.15 11.	- - 71	29.655	46	40	44	36	40	M.T. overcast.	Fine	NW			
26	T		9.20 10.30	- 80 - 87	29.835	46	34	44	27	35.5	M.T. Clear	Very fine	NW	Windows dewed		
27	W		9.20 11.	- - 83	29.85	44	32	43	23	33	E.S. M.T. Clear	White frost Foggy very fine	SW	Windows dewed		
28	T		9.15 11.	- 72 - 64	29.68	43	38	46	26	36	E.S. M.T. Cirri	Fair	E			
29	F		9.15 10.30	- 61 - 66	29.635	45	40	43	37	40	M.T. Cirri	Foggy Rain	E			
30	S		9.15 10.30	- 68 --	29.68	-	38	39	37	38	M.T. overcast E.S.	Fair a little rain about 10.	E	0.01		
				29.89 29.72	29.432		62	23	49.40							
													2.76			

1844 December	Days of the Week	Sun rises & sets Means age	Hour of Observation	Barometer	Mean of the Barometer	Thermometer in the vestibule	Thermometer at hour of observation	Thermometer on the roof			Modification of the Clouds	General appearance of the Weather	Direction of the Wind	Rain	Miscellaneous Observations	Observations relating to Animals	Observations relating to Plants
								Highest	Lowest	Mean							
1	S	9.15 11.	- -	29.79	43	36	42	29	35.5	M. T. Cirri	Most beautiful	N E					
2	M	9.30 10.45	- -	29.66	-	35	39	33	36	M. T. Overcast	Fair	N E					
3	T	9.20 3.15	- -	29.705	-	35	39	31	35	M. T. Overcast	Fair	N E					
4	W	9.30 10.	- -	29.70	42	36	39	34	36.5	M. T. Overcast	Fine	N E					
5	T	9.20 10.45	- -	29.72	41	29	34	23	28.5	M. T. Cirri	White frost	N E		Windows dewed			
6	F	9.10 10.30	- -	29.79	39	34	34	19	26.5	S. T. M. T. Clear Cirrostrati	White frost Most beautiful	N E		Windows iced.			
7	T	9.10 11.	- -	29.83	37	31	33	17	25	S. T. M. T. Clear	White frost Fine	E		Frost thinned			
8	S	9.10 10.30	- -	29.72	-	31	32	17	24.5	M. T. Cirri	Fair	N E		Windows dewed			
9	M	9.15 10.30	- -	29.685	-	29	32	25	27.5	M. T. Overcast	Fair	N E		a little snow on the ground			
10	T	9.15 10.45	- -	29.675	37	32	35	29	32	M. T. Overcast	Fair	N E					
11	W	9.10 11.	- -	29.605	-	29	29	27	28	M. T. Overcast	Fair	N E					
12	T	9.15 10.45	- -	29.49	36	29	35	27	31	M. T. Overcast	Fair	T E					
13	F	9.10 11.	- -	29.195	-	27	28	23	25.5	M. T. Overcast	Fair	N E					
14	T	9.15 11.	- -	29.155	37	28	25			M. T. Overcast	Fair	E					
15	S	9.20 11.	- -	29.15	38 39	36	27			M. T. Cirri S. T.	Fine	N E					

1844 December	Days of the Week	Sun rises & sets Moons age	Hour of Observation	Barometer	Mean of the Barometer	Thermometer in the shade	Thermometer at hour of observation	Thermometer on the Post			Modification of the Clouds	General appearance of the Weather	Direction of the Wind	Rain	Miscellaneous Observations	Observations relating to Animals	Observations relating to Plants
								Highest	Lowest	Mean							
16	M		9-15			40	37	39	32	35.5	M.T. Overcast	Fog	SW	0.07			
			11.	29.03	29.03	41											
17	T		9-15	-	-	42	39	47	35	41	M.T. Overcast	Fog	SW	0.01			
			11.30	-	61	29.32	44										
18	W		9-15	-	25	29.365	45	41	43	40.5	M.T. Overcast	Foggy	SW				The grapes nearly all done
			11.	-	40	29.365	46										
19	T		9-15	-	64	29.64	-	41	42	41	M.T. Overcast	Fair	SW				
20	F		9-30	-	82	29.83	45	36	36	31	33.5	Overcast	Very fine	E			
			10.	-	84	29.83	43										
21	T		9-15	-	-	29.835	42	35	36	29	32.5	Cirri	Fair	E			
			11.30	-	83	29.835	41										
22	S		9-15	-	-	29.795	-	32	35	31	33	Cirri	Very fine	E			
			10.30	-	76	29.795	40										
23	M		9-15	-	-	29.79	-	30	34	20	31	Cirri	Fine	NE			
			11.	-	82	29.79	39										
24	T		9-15	-	-	29.825	-	32	34	29	31.5	Overcast	Fair	SE			
			11.	-	83	29.825	40										
25	W		9-10	-	-	29.815	-	33	31		Overcast	Fair	SE	0.03			
			10.30	-	80	29.815	-										
26	T		9-10	-	73	29.71	41	38	43	31	37	M.T. Overcast	Fair	SE			
			11.	-	69	29.71	42										
27	F		9-15	-	60	29.67	41	31	43	27	35	M.T. Foggy	Foggy	SE			
			11.	-	66	29.67	43										
28	S		9-10	-	62	29.575	-	41	51	32	41.5	M.T. Cirri	Fine	SE			
			11.	-	53	29.575	46										
29	S		9-15	-	-	29.56	47	40	50	40	45	M.T. Overcast	Rain	SW	0.07		
			11.	-	59	29.56	49										
30	M		9-15	-	50	29.615	40	42	42	40	41	M.T. Foggy	Foggy	E	0.11		
			11.	-	65	29.615	-										
31	T		9-15	-	69	29.71	-	30	43	34	38.5	M.T. Foggy	Foggy	E			
			11.	-	73	29.71	47										
				29.84	29.614			51	17	33.53							
				29.03													
													0.29				




1844	No of days with Rain fell	Rain	Winds								Barometer				Thermometer					
			N	S	E	W	NE	SE	NW	SW	Mean Height	Highest	Lowest	Diff	Highest	Lowest	Mean temperature	Mean Highest	Mean Lowest	Diff. or Solar var.
Jan 14	3.25	3			4	4	3		15	4	29.29	29.92	28.98	1.04	54	9	39.25	45.24	33.06	12.18
Feb 16	2.22	4	1		4	6	3		7	6	29.24	29.77	28.46	1.31	53	18	35.42	42.50	28.89	13.61
Mar 16	2.41	5			4	12	1	1	7	2	29.46	30.02	29.07	.95	66	21	46.11	52.23	34.80	17.43
Apr 3 ⁺	0.31	4			6	6		3	5	3	29.72	29.99	29.34	.65	79	25	52.84	67.65	37.77	29.88
May 9	0.44		1		9	4	10		1		29.68	29.97	29.40	.57	80	31	54.09	66.70	41.48	25.22
June 3 ⁺	1.43				2		1	1	4		29.55	29.67	29.34	.33	88	37	60.50	76.37	44.00	32.37
July 9	1.02	3			2	7	1	7	17	2	29.54	29.84	29.22	.62	96	40	63.50	77.38	49.61	27.77
Aug 12	2.18	6			1	13	1	4	6	4	29.46	29.91	29.01	.90	81	37	58.87	71.41	58.45	12.96
Sept 12	7.78	1			11	1	9	2	2	4	29.63	29.91	29.40	.51	85	28	58.45	70.00	46.90	23.10
Oct. 18	4.26	1	1			0	6	4	5	7	29.36	29.85	28.72	1.13	70	27	50.00	58.38	41.61	16.77
Nov 17	2.76	1			7	5	2	4	0	5	29.43	29.89	28.72	1.17	62	23	43.93	49.40	38.40	11.00
Dec 6	0.29				7		13	6		5	29.61	29.84	29.03	.81	51	17	33.53	38.17	29.51	8.66
135	21.75	28	3		57	66	58	32	77	42	29.50	30.02	28.46	1.56	96	9	49.70	59.61	40.37	

The Barometer & a Thermometer are in the Vestibule. No corrections of any kind have been made in registering the Barometer. The Mean Temperature mean highest & lowest have been calculated from observations made on Thermometers hung on a post 12 feet 8 inches from the grass facing the North but in no way sheltered. The Rain was measured by a low arched Rain Gauge which was placed near the post on which the Thermometers hang about 6 inches from the ground. Little dependence can be placed on the account of the Winds owing to the situation of Cobham Lodge.

Left Cobham
April 9. returned
- 70.

Left Cobham
June 3. returned
- 25.



1845
January

Days of the Week	Sun rises & sets Moon's age	Hour of Observation	Barometer	Mean of the Barometer	Thermometer in the shade	Thermometer at hour of observation	on the post		Mean temperature	Modification of the Clouds	General Appearance of the Weather	Direction of the Wind	Rain	Miscellaneous Observations	Observations relating to Animals	Observations relating to Plants
1	W	3.21 aft.	9.15 11.	29.73 - 76	29.745	45 -	37	42	35	38.5	M. S. Foggy	Foggy	E			
2	T	5.0.0 1.4.0	9.15 11.	- 70 - 66	29.68	45 44	36	38	34	36	M. S. Ciri	Fair	N			
3	F		9.15 10.40	- 61 -	29.61	43 -	30	40	25	32.5	M. S. Ciri 2. S.	White frost Very fine Rain	SW	Windows dewed on the inside		
4	S		9.15 11.15	- 72 - 74	29.73	44 -	41	47	35	41	M. S. Ciri	Very fine	W			
5	T		9.15 10.20	- - 71	29.725	45 47	45	49	39	44	Overcast	Rain in night Fair	W	0.07		
6	M		9.20 10.45	- - 76	29.735	- 49	45	52	42	47	Cirrocumuli	Very fine	SW			
7	T		9.15 10.45	- 79 - 80	29.795	-	46	52	42	47	Overcast	Fine	SW			
8	W	0 7.13 mon	9.15 10.45	- - 75	29.775	47 46	32	38	31	34.5	Foggy	Foggy	SE	Windows dewed on the inside dipping beams about 3.		
9	T	5.0.6 1.4.9	9.20 10.40	- 71 - 69	29.70	45 43	31		29		M. S. Overcast	Foggy	SE			
10	F		9.10 11.30	- 59 - 41	29.50	- 46	39	53	29	41	2. S. M. S. Ciri	Fine Windy	SW			
11	T		9.15 10.45	- 34 -	29.34	47 46	47	49	43	46	Overcast	Wind & rain	SW	0.07		
12	T		9.15 10.	- 39 - 42	29.405	49 48	46	47	44	45.5	Fog	Fog. Rain	NE	0.60		
13	M		9.20 10.40	- 33 - 28	29.305	-	43	47	36	41.5	M. S. Overcast Nimbus	Fine Showers	W	0.09		
14	T		9.20 10.45	- - 40	29.34	47 -	40	43	37	40	Overcast	Rain Fair	W	0.11		
15	W	0.51 mon	9.15 11.	- 36 - 46	29.41	-	42	44	38	41	2. S. Cirrostrati	Misty	SE	0.16		
16	T	5.0.1 1.4.20	9.15 10.45	- 60 - 69	29.445	-	43	47	39	43	M. S. Ciri	Fine	SE	0.01		

1845

7845	January	Days of the Week	Sun rises & sets Moon's age	Hour of Observation	Barometer	Mean of the Barometer	Thermometer in the vestibule	Thermometer at hour of observation	on the post		Modification of the Clouds	General Appearance of the Weather	Rain	Direct of the Wind	Miscellaneous Observations	Observations relating to Animals	Observations relating to Plants	
	17	F	7.0.0 1.4.21	9.15 10.30	29.69 - 63	29.66	47 46	40	44	35	39.5	M. J. Overcast	Fine		JW			
	18	J		9.30 11	- 45 - 29	29.37	-	42	45	38	41.5	M. J. Overcast	Windy. Rain in evening	J				
	19	S		9.10 10.20	- 20 28.69	28.905	-	37	46	34	40	Clear. Cirri Cumuli	Rain. High at night	0.43 JW	Windows deuced on the inside. Ground white			
	20	M		9.40 11	- 80 29.50	29.19	-	40	43	32	37.5	overcast	Snow at 2 A.M. Windy. Rain Fine	0.69 NE N	High flood			
	21	T		9.20 11	- 70 - 81	29.755	44 43	32	42	29	34.5	M. J. Clear. Pluviose Cirri	White fog. Very fine	0.01 N	Windows deuced			
	22	W		9.30 11.30	- -	29.81	42 44	37	50	25	37.5	M. J. Overcast	Fine	JW	Windows deuced			
	23	T	2.20 aft	9.20 10.45	- 69 - 41	29.55	45	45	46	37	41.5	M. J. Overcast	Misty rain	0.02 JW				
	24	F		9.20 10.45	- 30 - 58	29.44	- 46	42	46	38	42	M. J. Clear Cumuli. Nimbri	Fair. Shower. Windy. Fine	W NW JW	Windows deuced			
	25	J		9.15 10.30	- 65 - 43	29.54	45 46	33		29		M. J. Clear Cirrostrati Nimbri	White. Fine. Rain. Windy. Very fine	0.07 NW			First Sea Kale	
	26	S		9.15 10.30	- 24 - 30	29.31	47 46	44		36		M. J. Clear Cirri	Rain	0.70 W			Another Thermometer ivory needle got into the Mercury	
	27	M		9.15 10.30	- 00 28.80	28.94	45	38		34		overcast	Rain					
	28	T		9.15 11	- 70 - 75	28.765	44	35		29		Clear. Cirri Cirrostrati Cumuli	Snow on the post. Fine	W	Windows deuced			
	29	W		9.15 10.45	- 96 29.00	28.98	42	26	31	24	27.5	M. J. Cirri	Snow. Fair	W	Windows deuced. Snow 1 1/2 inch deep on the post			
	30	T	5.7.44 1.4.44	9.15 10.45	28.97 - 91	28.94	41 40	29	31	20	25.5	M. J. Overcast	Fair. Snow at night	NW NE				
	31	F	1.5.8 mom	9.15 2	29.01 .31	29.16	39	29	35	28	31.5	M. J. Clear	Fine	NE				
					29.80 28.69	29.446		53	26	39.11			2.83					

Thermometer with the ivory got into the Mercury

First Sea Kale

Another Thermometer ivory needle got into the Mercury

7845

[illegible]

1845	February	Days of the Week	Sun rises & sets	Moon's age	Hour of Observation	Barometer	Mean of the Barometer	Thermometer in the vestibule	Thermometer at hour of observation	on the Port			Modification of the Clouds	General Appearance of the Weather	Direction of the Wind	Rain	Miscellaneous Observations	Observations relating to Animals	Observations relating to Plants
	15	J	r. 7.16 s. 5.13																
	16	S																	
	17	M																	
	18	T																	
	19	W																	
	20	T			10.30	29.69		37											
	21	F	r. 7.4 s. 5.24		9.20	- 60	29.49	37	34	36	21	20.5	E. J. Clear. Cim.	Very fine					
					10.30	- 30		39											
	22	J	☉ 8.46 moon		9.20	- 16	29.15	38	35	40	25	32.5	Overcast	Moving Rain					
					10.30	- 14		40						Fog. Snow in the night					
	23	S			9.20	- 13	29.14	40	34	42	31	36.5	M. J. Nimb. Cumuli	Rain Fair					
					10.15	- 15		41											
	24	M			9.20	- 32	29.32	41	39	47	34	40.5	M. J. Clear	Fine					
					10	-		41											
	25	T			9.20	- 70	29.615	42	33	46	28	37	M. J. Cim. Cumuli Angulate E. J.	Fine Rain at night					
					10.45	- 53		44											
	26	W			9.20	- 30	29.395	44	43	50	34	42	Clear. Cim. Nimb.	Fine with shower					
					11.	- 49		46											
	27	T			9.30	- 56	29.555	46	40	50	35	42.5	Overcast	Fine					
					11.	- 55		46											
	28	F	r. 6.49 s. 5.36		9.15	-	29.55	46	37	40	35	37.5	M. J. Overcast	Fair					
					10.40	-		46											
							29.94	29.503											
							29.13												
									50	- 3	34.20								

1845	March	Days of the Week	Sun rises sets	Moon's age	Hour of Observation	Barometer	Mean of the Barometer	Thermometer in the vestibule	Thermometer at hour of observation	on the post	Highest	Lowest	Mean temperature	Modification of the Clouds.	General Appearance of the Weather	Direction of the Wind	Rain	Miscellaneous Observations	Observations relating to Animals	Observations relating to Plants.
1	J		8.14 mon		9.15 11.	29.55 -	29.55	44	35	46	29	37.5	M. J. Cirrostrati	Fair	E					
2	S		8.6.45 8.5.40		9.20 10.30	-5.4 -5.3	29.535	43 44	36	41	20	34.5	M. J. Foggy	Fine	E					
3	M				9.20 11.	-3.2 -4.9	29.405	- 42	41	43	30	36.5	E. J. M. J. Overcast	Rain on the hill	E	0.06				
4	T				9.15 10.20	-5.1 -5.0	29.505	40 39	20	32	25	28.5	M. J. Cirri	Fair Frost on the hill	E	0.18	Windows dewed			
5	W				9.10 10.30	-5.4 -6.0	29.61	38 37	20	32	19	25.5	E. J. M. J. Overcast	Snowing Sun shining	E			a little snow on the ground		
6	T				9.15 10.50	-7.4 -7.9	29.765	35 -	25	32	16	24	E. J. M. J. Cirri	Snowing Sun shining	E			snow on the ground Windows dewed		
7	F				9.15 11.	- -	29.70	- 37	32	39	24	31.5	E. J. M. J. Overcast	Very fine	E					
8	J		8.36 mon		9.15 11.	-7.0 -7.2	29.71	- 39	35	40	24	32	E. J. M. J. Cirri Cumuli	Very fine	NE	0.03		a little snow again on the ground		
9	S		8.6.30 8.5.52		9.15 10.30	- -	29.70	- 41	36	44	30	37	E. J. M. J. Clear Cirri Cirrostrati	Fine Windy	E					
10	M				9.15 10.30	- -	29.72	- -	39	43	32	37.5	E. J. M. J. Overcast	Fair	NE					
11	T				9.15 11.	-5.0 -	29.58	- 42	35	44	32	30	E. J. M. J. Cirri Cumuli	Snowing Very fine	N	0.02		snow on the hills diverging beams 4 1/2		
12	W				9.15 10.30	-5.2 -4.6	29.485	41 -	32	39	22	30.5	E. J. M. J. Overcast Nimbi	Very fine Snow on the hill	E			a little snow on the ground Windows dewed diverging beams 3 1/2		
13	T				9.15 10.40	-4.2 -3.0	29.40	40 36	23	20	20	24	E. J. Overcast Cumuli	Very fine	E			Windows dewed		
14	F				9.15 11.	-3.4 -3.0	29.32	34 35	22	35	10	22.5	E. J. M. J. Overcast	Very fine	E			Windows iced. Ice in the jug in Davis' room		
15	J		8.6.16 8.6.2		9.15 10.50	-3.4 -3.5	29.345	34 35	29	34	12	23	E. J. M. J. Cirri	Fine Windy	E			Ice in the jug he is Davis' room Windows iced		
16	S		8.53 mon		9.15 -	-2.2 -2.4	29.23	34 35	29	29	27	20	Overcast	Snowing	NE				Strawberries in bloom in the house	

Iceicles hung inside the windows frame of the Grape house although the thermometer in the middle was never below 55°

1845	March	Days of the Week	Surveys & sets	Moons age	Hours of Observation	Barometer	Mean of the Barometer	Thermometer in the vestibule	Thermometer at the hour of observation	at the post		Modification of the Clouds	General Aspect of the Weather	Direction of the Wind	Rain	Miscellaneous Observations	Observations relating to Animals	Observations relating to Plants
	17	M	r. b. 11 J. b. 6	9.15 10.45	29.40 -	29.40	34 36	27	38	18	20	Clear Cumuli	Very fine	NW S	0.05	Snow on the ground Ice in jug in Davis room		
	18	T		9.15 11.20	- -33	29.365	35 37	30	45	16	30.5	S. J. M. J. Clear Cumuli Cirrostrati	Very fine	NW SE		Windows iced Snow in places	Woodpecker heard	
	19	W		9.15 11.	- -50	29.415	38 39	35	43	20	35.5	S. J. M. J. Overcast	Very fine Snow in the night	NW		a little snow left		French beans in bloom in the house
	20	T		9.15 10.30	-64 -89	29.70	-	32	41	24	32.5	S. J. Clear Cumuli	Very fine	N		Snow on the ground		
	21	F		9.10 10.45	30.00 -03	30.015	- 41	35	47	10	32.5	S. J. M. J. Clear Cumuli Cirri. pluvios. Cirri. Cirrostrati	White frost Very fine	W SW	0.01	a little snow left Windows iced		
	22	J		9.15 10.45	29.96 -90	29.93	42 44	45	51	34	42.5	S. J. M. J. Overcast	Rain Fair	SW	0.10			
	23	S	8.19 aft	9.10 10.30	-80 -57	29.605	46 40	49	50	44	47	M. J. Overcast	Rain	SW	0.09	Windows iced outside	Long wood killed a large wasp.	
	24	M	r. S. 55 J. b. 17	9.15 11.20	-66 -72	29.69	- 49	44	56	42	40.5	M. J. Cirri	Most beautiful	NW J.	0.52			Scilla bifolia
	25	T		9.15 10.45	-65 -45	29.55	48 50	43	54	32	46	M. J. Cirri	Fine. Rain	J.				
	26	W		9.15 4.	- -40	29.465	49 50	47		42		S. J. M. J. Clear Cumuli	Most beautiful windy	NW NW	0.03			
	27	T		9.15 11.10	- -53	29.505	51 53	52		40		S. J. Overcast	Fine High wind at night	NW W				
	28	F		9.15 10.15	-36 -50	29.43	52 53	52	59	40	49.5	Clear. Cirri Cumuli Cirrostrati	Very fine Windy	NW N		Saw a large falling star on March 10.40 in SE		
	29	J		9.15 10.20	-60 -06	29.77	51 52	47	57	34	45.5	Clear Cirri Cumuli	Most beautiful	NW				
	30	F	8.57 aft	9.10 10.20	-87 -66	29.765	50 51	47	57	29	43	S. J. M. J. Overcast Cirrostrati	Fair a storm in the evening	NW	0.01			Narcissus minor Cynoglossum officinale White Hepatica Erythronium E. p. le. daffodil Narcissus Peach
	31	M	r. S. 39 J. b. 29	9.15 11.	-75 -03	29.79	51 53	50	61	36	48.5	Clear	Most beautiful	NW		Saw a brown butterfly.	Anemone stellata Aubretia	
						30.03 29.22	29.906		61	10	35.17				1.10			

1845

April	Days of the week	Sun rises & sets	Moon age	Hour of Observation	Barometer	Mean of the barometer	Thermometer in the vestibule	Thermometer at the hour of observation	Highest	Lowest	Mean temperature	Modification of the Clouds	General appearance of the weather	Direction of the Wind	Rain	Miscellaneous Observations	Observations relating to Animals	Observations relating to Plants
1	T			9-15	29.83	29.81	50	50	59	33	46	M. T. Cirri	Most beautiful	E				
				10-30	-79		51											
2	W	5.5.35 7.6.32		9-15	-72	29.71	50	52	65	30	47.5	M. T. Cirri plumose Cirri	Most beautiful	E				First French beans
				10-30	-70		53											
3	T			9-15	-62	29.585	52	57	60	33	50.5	E. T. Clear	Most beautiful	E				
				10-20	-55		56											
4	F			9-15	-	29.60	54	60	72	30	51	E. T. M. T. Clear	Most beautiful	NE				
				10-20	-65		50											
5	T			9-15	-	29.645	53	39	57	34	45.5	E. T. M. T. Overcast	Foggy fine	E				
				11-10	-64		-											
6	S	7.40 aft		9-15	-57	29.56	51	47	60	20	44	E. T. M. T. Clear Cirrus hals	Most beautiful	SE				
				10-30	-55		52											
7	M			9-15	-	29.515	50	45	61	22	41.5	M. T. Foggy	Very fine	E				
				10-40	-40		52											
8	T	5.5.22 5.6.42		9-15	-27	29.215	50	43	58	30	44	M. T. Overcast Cumuli	Rain fine	W 0.02 NW				
				10-30	-16		51											
9	W			9-30	20.00	28.77	49	41	46	20	37	M. T. Overcast	Foggy Rain	E 0.01				
				10-30	-74		40											
10	T			9-15	-	28.79	-	39	40	33	36.5	M. T. Overcast Nimbi	Thunder	NW 0.07				
				10-30	-84		47											
11	F			9-15	29.00	29.155	46	45	46	35	40.5	M. T. Cirri Nimbi	Thunder	N 0.15				
				11-10	-31		-											
12	T			9-15	-39	29.415	-	44	52	32	42	M. T. Cirri	Fair Rainy night	NW 0.07				
				10-45	-44		47											
13	S			9-15	-	29.275	-	50	64	35	49.5	M. T. Cirri	Rain	SW 0.05				
				10-15	-11		40											
14	M	9.23 aft		9-20	-	29.17	47	49	52	40	46	Clear Cumuli	Windy Showery	SW 0.06 NW				
				11-	-23		49											
15	T	5.5.6 1.6.54		9-20	-34	29.535	40	43	44	37	40.5	Overcast	Rain Wind	SE 0.00				
				11-	-73		47											

See on page.

Helleborus viridis

Sphenocarpus on the wall of the house
Hyacinthus orientalis

Dandelion
Ranunculus
Ficaria

Corydalis bulbosa
Narcissus moschatellus

First radishes

Butter & eggs
Barbans

1845	Day of the week	Time rain & etc	Moons age	Hour of Observation	Barometer	Mean of the Barometer	Thermometer in the Vestibule	Thermometer at the foot of observation	on the post	Highest	Lowest	Mean temperature	Modification of the Clouds	General appearance of the Weather	Direction of the Wind	Rain	Miscellaneous Observations	Observations relating to Animals	Observations relating to Plants
16	W	7.4.5 7.6.56		9.20 10.30	29.81 - .83	29.82	47 40	43		39			Overcast Cirri, Cumuli S.S.	Very fine	N NE	0.01			
17	T			9.15 11.	- - - .80	29.815	- 51	53	62	30	50		M.T. Clear Cumuli S.S.	Fine	N E		Heard the Pea or Parakey or Rending Bird		First Strawberries
18	F			9.15 11	- .75 - .70	29.725	50 51	40	57	30	47.5		M.T. Overcast Clear. S.S.	Foggy Fine	E NE		Swallows seen		First cucumber
19	T			9.15 10.40	- - - .63	29.665	- 54	46	62	37	49.5		Clear. Cirri Cumuli S.S.	Very fine	NE				
20	S			9.15 10.30	- .66 - .70	29.68	53 56	48	60	30	53		M.T. Overcast S.S.	Foggy Most beautiful	E SE				
21	M			9.15 10.50	- - - .64	29.67	54 56	56	65	33	49		Clear. Cirri S.S.	Most beautiful	SE NE				Pears in bloom
22	T	7.12 noon		9.15 10.50	- .63 - .58	29.605	54 58	45	67	39	53		M.T. Overcast S.S.	Foggy Most beautiful	E NE		Cuckoo heard I saw a greenstone coloured Butterfly		
23	W	7.4.49 7.7.7		9.15 10.45	- .52 - .42	29.47	56 60	57	72	30	55		M.T. Cirri Cumuli Cumulostrati S.S.	Thunder Very fine	NE W		Heard nightingales		
24	T			9.10 11.30	- .39 - .44	29.415	56 59	57	71	35	53		Cirri S.S.	Most beautiful	W JW		Martins seen		
25	F			9.15 11.	- - - .33	29.385	58 59	61	67	39	53		Clear. Cumuli Cirri S.S.	Fine Rain at night	JW E				
26	T			9.15 10.30	- .16 - .20	29.22	58 59	53		51			Clear. Cumuli Cirri S.S.	Fine Shower	W JW	0.27	Saw a white Butterfly		Pears in bloom
27	S			9.15 10.30	- - - .34	29.61	57 56	53	60	47	53.5		Overcast S.S.	Rain Fast	JW J	0.04			First Asparagus
28	M	11.20 aft		9.15 11.	- - - .36	29.33	- 57	57	62	44	53		Overcast. S.S.	Rain Fast	JW JW				
29	T			9.20 11.	- .51 - .61	29.56	- 58	58	66	40	57		Cirri S.S.	Fine	JW JW				Strawberries in bloom Myself on the gravel of the entrance.
30	W	7.4.36 7.7.19		9.15 10.15	- .62 - -	29.62	57 59	59	62	40	55		Cirri S.S.	Shower Windy	JW JW				
					29.83 28.74	29.478	72 22 47.98									0.83			

[illegible]

1845	May	Days of the Week	Sun. rises & sets	Moon's age	Hour of Observation	Barometer	Mean of the Barometer	Thermometer in the shade	Thermometer at the height of observation	on the port	Highest	Lowest	Mean temperature	Modification of the Clouds	General appearance of the Weather	Direction of the Wind	Rain	Miscellaneous Observations	Observations relating to Animals	Observations relating to Plants
17	J		5.4.7 5.7.45														0.09			
18	S																			
19	M																			
20	T																			
21	W		3.5.20 4.5.1																	
22	T																			
23	T										during absence	during absence								
24	J		5.3.58 5.7.55		9.20 10.50	29.47 29.45	29.46	53 55	51		59	33	46	overcast	Rain in the evening Fair in the night Rain in the night	NW	0.74			
25	S				9.15 10.	- -39	29.42	54 55	52		57	45	51	overcast	Rain	NW	0.60			
26	M				9.20 10.	-32 -34	29.33	54 55	52		61	44	52.5	Cirri	Fine Rain	NW	0.19			
27	T				9.15 10.30	-39 -43	29.41	- 60	59		60	40	54	M.S. Clear	Very fine	NE	0.05	Wet on the grass		
28	W		6.25 noon		9.30 10.30	- -44	29.43.5	50 60	50		67	47	57	S.S. Overcast	Rain in the night Very fine	NE	0.07			
29	T				9.15 11.	-40 -39	29.39.5	50 -	52		55	49	52	overcast	Rain	NE	0.01			
30	F				9.20 10.30	-40 -66	29.53	50 59	53		67	47	57	overcast cumulo nimbostratus	Rain fine very fine	NW	0.05			
31	J		5.3.51 5.8.3		9.15 10.30	-75 -77	29.76	57 60	61		73	39	56	M.S. Clear	Fine	NE				
						29.77 29.13	29.427				73	25	50.84				3.06			

1845	June	Day of the Week	Sun rises & sets hours & age	Hour of Observation	Barometer	Mean of the Barometer	Thermometer in the vestibule	Thermometer at the top of observation	on the post Highest Lowest Mean	Modification of the Clouds	General appearance of the Weather	Direction of the Wind	Rain	Miscellaneous Observations	Observations relating to Animals	Observations relating to Plants
1	T			9.15 10.30	29.77 -70	29.735 62	59 62	46 75	44 59.5	Clear. Cirri Cumuli	Most beautiful	SW				
2	M		r. 3.50 s. 8.6	9.15 10.30	-62 -45	29.535 64	61 64	71 80	45 62.5	Cirri. Cumuli Nimb	Most beautiful with shower	W		webs on the grass		
3	T			9.15	-33		63	60	75	44 59.5	Overcast	Very fine Rain at night	SW		webs on the grass	
4	W			9.15 10.40	-22 -29	29.255 60	59 60	63 45	54	Clear. Cirri Cumuli	Shower	W	0.04			
5	T		0 1.8 mon	9.20 10.40	- -27	29.28 62		58 82	45 63.5	Overcast Cirri. Cumuli Nimb	Rain Shower Cirri. Cumuli	SW	0.07			
6	F			9.15 10.40	- -46	29.365 61		65 80	55 67.5	Cirri. Cumuli	High wind Very fine	SW	0.07			
7	T			9.15 10.40	-50 -43	29.465 -		63 51		Clear. Cirri Nimb	Fine Rain	J				
8	S			9.15 10.40	-44 -70	29.61 59	53	66 46	56	Overcast Nimb	Windy Fair	W	0.34			
9	M		r. 3.46 s. 8.12	9.15 10.45	-89 -84	29.865 61	50 61	62 73	40 56.5	Clear. Cirri Cumuli	Most beautiful	W	0.04			
10	T			9.15 10.45	- -87	29.855 63	60 63	69 42	40 61	Clear. Cirri	Most beautiful	SE		webs on the grass		First peas
11	W			9.15 10.50	- -79	29.83 63	70	77 42	59.5	M. S. Clear	Most beautiful	SE		webs on the grass		
12	T			9.20 11.	- -70	29.785 66	72	86 40	67	S. S. M. S. Foggy	Most beautiful	SE		webs on the grass		
13	F		0 3.43 mon	9.25 10.	- -	29.70 70	69	80 52	70	S. S. M. S. Foggy	Foggy Thunder	SE				
14	T			9.30 11.	- -70	29.74 70	69 70	74 86	55 70.5	M. S. Cirri	Most beautiful	SE		webs on the grass		Ear of wheat from the field
15	S		r. 3.44 s. 8.16	9.15 11.	- -60	29.65 -	77	87 52	69.5	M. S. Clear	Most beautiful	SE		webs on the grass		First Artichokes

1845	Days of the Week	Sun rises & sets	Moons age	Hour of Observation	Barometer	Mean of the Barometer	Thermometer in the vestibule	Thermometer at hour of observation	on the post			Modification of the Clouds	General appearance of the Weather	Direction of the Wind	Rain	Miscellaneous Observations	Observations relating to Animals	Observations relating to Plants
16	M			9.20 11.	29.83 - 50	29.515	70	72	80	59	695	Overcast Cirrostratus	Very fine	J				
17	T			9.15 10.45	- - 40	29.49	67 71	66	87	49	68	Overcast	Most beautiful Thunder & rain 7 A.M.	E				
18	W			9.15 10.30	- - 52	29.50	67	60	62	59	605	M.T. Overcast	Rain from time of dawn	W 0.12				First Strawberries
19	T			9.15 10.45	- 58 - 65	29.615	63	67	80	44	62	Clear. Cumuli	Very fine	E 0.05		Shining rays beams about 8		
20	F			9.15 10.40	- 60 - 72	29.70	65	72	75	45	60	M.T. Ciri	Fine S.W.	E		Diverging beams about 8.		
21	J			9.10 10.40	- - 67	29.695	64 66	70	75	45	60	M.T. Foggy	Most beautiful	E		Little webs on the grass		
22	S			9.15 10.30	- 62 - 65	29.635	64 66	67	75	45	60	E.T. Overcast Ciri	Very fine	W		Little webs on the grass		
23	M			9.15 11.	- 70 - 71	29.705	62 66	60	73	45	59	E.T. Clear Ciri	Very fine	W				
24	T			9.20	- 70		65	67		50		Ciri						

29.89
29.22

29.618

88 40 62.50

9.73

1845		Sun rises & sets	Moons age	Hour of Observation	Barometer	Mean of the Barometer	Thermometer in the vestibule	Thermometer at hour of observation	on the spot			Modification of the Clouds	General appearance of the Weather	Direct of the Wind	Rain	Miscellaneous Observations	Observations relating to Animals	Observations relating to Plants
July	Days of the Week								Highest	Lowest	Mean							
1	T			10.20	29.33		62		82	38	60				0.05			
2	W			9.20	-48	29.47	61	64				Overcast	Fair Rain	J				
				11.10	-46		62											
3	T			9.20	-38	29.44	64	77	86	53	69.5	Cirri	Thunder rain. Fine	JW	0.10			
				11.	-50		66											
4	F			9.20	-62	29.66	63	65	73	50	61.5	Cirri. Cumuli	Fine Rain at night	JW	0.01			
				10.30	-70		65											
5	T			9.15	-70	29.70	63	60		40		Clear. Cirri. Pluviose Cirri. Cirro cumuli	Thunder. Not heard	J E	0.01	Little webs on the grass		First Beans
				10.45	-		66											
6	S			9.15	-70	29.66	65	70	90	52	71	Clear. Cirri. Cirro cumuli	Not heard	E	0.01			
				10.30	-62		70						Lightning at night. Thunder. Very fine	J E				
7	M			9.15	-	29.625	69	75	82	60	71	Clear. Cirro cumuli		W				
				10.45	-63		69											
8	T			9.15	-	29.63	66	63	74	55	64.5	Cirri. pluviose Cirri. Cirrostrati Cumuli	Rain Fine	JW	0.07			
				11.10	-		67											
9	W			9.15	-	29.63	65	43	73	54	63.5	Clear. Cumuli	Fair	W				
				11.	-		-					Thin bi	Rain in evening	JW				
10	T			9.15	-50	29.455	63	59	64	53	58.5	Overcast	Rain	JW	0.13			
				11.	-41		-						Fair					
11	F			9.25	-30	29.37	-	60	71	55	63	Overcast.	Rain Thunder	J E	0.06		Raspberries	
				11	-44		62										Grapes	
12	T			9.10	-53	29.585	60	59	64	45	54.5	Clear. Cirri	Thawing	JW	0.27			
				11.20	-64		-											
13	S			9.15	-61	29.585	-	57	73	50	61.5	Overcast	Rain Fine	JW	0.10			
				10.45	-56		63											
14	M			9.15	-	29.61	62	64	69	55	62	Clear. Cirri	Thawing	JW				
				11.	-66		63					Thin bi	Fine	JW				
15	T			9.15	-	29.665	60	63	69	43	56	Cirri. Cumuli	Thawing	JW	0.01	Little webs on the grass		
				11.15	-67		62						Fine					
16	W			9.15	-	29.675	60	62	72	45	58.5	Clear. Cirri	Fine	JW		Little webs on the grass		
				11.	-60		63											

1845	July	Days of the Week	Sun rises & sets Moons age	Hour of Observation	Barometer	Mean of the Barometer	Thermometer at the altitude	Thermometer at hour of observation	on the post Highest Lowest	Mean Temperature	Modification of the Clouds	General appearance of the Weather	Direction of the Wind	Rain	Miscellaneous Observations	Observations relating to Animals	Observations relating to Plants
17	T			9.15 10.30	29.65 -	29.65	62 64	67	75 54	64.5	Overcast	Rain	SW	0.03			
18	F			9.15 11.	- 49 - 70	29.695	63 65	63	70 53	65.5	Overcast	Fine	W	0.25			
19	T			9.20 10.30	- 69 -	29.695	64 -	73	75 51	63	N.S. Cumuli	Fine	W	0.01	Little web on the grass diverging beans about 1/2 grown & fine		
20	S			9.15 10.30	- 65 -	29.67	62 64	62	67 40	57.5	Ciri	Fair	NE				
21	M			9.20 11.30	- 49 - 61	29.55	63 65	62	76 53	64.5	N.S. Overcast	Misty Very fine	NE	0.21	Little webs on the grass		First gooseberries
22	T			9.15 10.30	- 50 -	29.595	64 68	67	70 51	64.5	N.S. Ciri	Very fine	NE	0.01	Little webs on the grass		
23	W			8.15 10.50	- 50 -	29.58	63 -	56	58 54	56	Overcast	Rain	NE	0.09			
24	T			9.20 11.	- 50 -	29.58	61 62	57		51	Overcast	Foggy Fair	NE	0.05			First dwarf beans.
25	F			9.15 10.30	- 50 -	29.58	61 63	65	72 49	60.5	Overcast	Fair	NE				
26	T			9.20 10.45	- 50 -	29.58	64 64	64	75 50	66.5	Overcast	Shower Fair	NE	0.02			
27	S			9.10 10.30	- 49 -	29.535	63 62	62	70 55	67.5	Ciri.	Rain Fair Shower	SW				
28	M			9.20 10.30	- 44 - 31	29.375	-	65	60 40	58	Clear. Ciri Nimbi S.S.	Shower Fair	W	0.10			
29	T			9.15 11.	- 30 - 46	29.38	60 61	59	66 42	54	Clear. Ciri Nimbi	Shower Fair	NE	0.14			
30	W			9.15 10.45	- 33 -	29.395	60 -	63	69 43	56	Clear. Ciri Nimbi	Rain Windy	SE	0.01			
31	T			9.15 10.45	- 30 -	29.30	-	64	60 47	57.5	Clear. Ciri Nimbi Cumulob.	Shower Fair	W	0.28			Last strawberries
					29.70 29.30	29.566	90 38 61.80						0.5 7.97				

1845 August	Days of the Week	Sun rises & sets Moons age	Hour of Observation	Barometer	Mean of the Barometer	Thermometer in shade	Thermometer at hour of observation	on the spot			Modification of the Clouds	General appearance of the Weather	Direct of the Wind	Rain	Miscellaneous Observations	Observations relating to Animals	Observations relating to Plants
								Highest	Lowest	Mean							
1	F		9.15 10.50	29.30 -	29.30 -	60 61	63 69	49	59		Overcast	Rain Fair	NW	0.08			
2	T		9.15 11.	- 15 - 22	29.256 -	- -	62 68	51	59.5		Nimbi	Rain early all day	W	0.10			
3	T		9.15 11.	- 29 - 36	29.325 -	62 -	63 70	48	59		Cirri Nimbi	Therory	TW	0.43			
4	M		9.20 10.30	- - 37	29.365 -	63 -	65 71	53	62		Overcast	Rain Fair	TW	0.04			
5	T		9.15 11.	- 34 - 36	29.35 -	64 -	63 72	54	63		Overcast.	Rain Fine	E	0.02			Acacia leaves falling
6	W		9.20 10.50	- 45 - 47	29.46 -	62 64	61 73	52	62.5		Clear. Cumuli	Thunder Rain	N	0.02			
7	T		9.15 10.50	- - 45	29.46 -	63 62	69 69	52	60.5		Overcast Nimbi	Rain Thunder lightning	NW	0.09			Japanese Melon.
8	F		9.15 11.	- 48 -	29.48 -	63 63	71 48	59.5			Clear. Cumuli	Fine	W	0.51			
9	T		9.15 10.50	- 27 - 25	29.24 -	61 62	72 55	63.5			Overcast	Rain	W	0.33			
10	S		9.15 10.30	- - 26	29.255 -	60 62	58 62	51	56.5		Overcast	Rain	NW	0.01			
11	M		9.15 10.30	- 30 - 40	29.35 -	61 62	70 54	62			Overcast	Rain Therory Fair	W	0.01			
12	T		9.15 10.45	- 49 - 59	29.54 -	61 62	62 62	52	57		Overcast	Fine	N	0.02			
13	W		9.20 10.30	- 62 - 65	29.635 -	59 62	51 68	50	59		Overcast	Small rain Fine Rain	N	0.05			
14	T		9.15 11.	- - 55	29.60 -	60 61	59 63	49	66		Overcast.	Fair	N	0.06			
15	F		9.15 10.30	- 44 - 46	29.45 -	59 60	57 64	52	58		Overcast	Rain Fine	N				
16			9.15 11.	- 55 -	29.505 -	58 59	63 41	52			Cirri	Fair	N	0.04			

1845 August	Days of the Week	Sun rises & sets Moons age	Hour of Observation	Barometer	Mean of the Barometer	Thermometer in the sun	Thermometer at hour of observation	on the post			Modification of the Clouds	General appearance of the Weather	Direction of the Wind	Rain	Miscellaneous Observations	Observations relating to Animals	Observations relating to Plants
17	T		9.15 11.	29.55 - 53	29.54 60	58 60	60	67	46	56.5	Overcast	Fine	SW NW				
18	M		9.15 10.40	- 46 - 30	29.38 62	- 62	62	71	45	58	Cirri	Fine Rain in evening	W				
19	T		9.15 11.	- 05 29.92	29.026 60	61 60	61	68	52	60	overcast	Rain Wind	W	0.33			
20	W		9.15 11.	- 24 - 45	29.345 -	- 60	60	73	49	61	Clear Cumuli	Fine windy	W	0.35			
21	T		9.15 11.	- 52 - 69	29.605 61	- 63	63	67	47	57	Clear Cumuli	Very fine	W				New Orleans plum
22	F		9.10 11.	- 70 - 80	29.79 61	62 62	62	72	39	55.5	Clear Cumuli Cirrostrati	Most heat	SW		Little webs on the grass		autumn muscat pear
23	T		9.15 10.30	- 70 - 69	29.735 62	60 62	61	70	50	60	Cirri Cirrostr	Very fine	W				
24	S		9.15 10.30	- 63 - 66	29.645 64	- 63	63	72	50	61	Clear Cumuli Cirri plumose	Very fine	SW W	0.02			
25	M		9.20 11.	- - 54	29.60 64	62 64	64	71	46	58.5	Cirri	Fine	SW				
26	T		9.15 11.	- - 66	29.60 64	62 64	63	70	50	60	Cirri Strimbus	Rain Fine showers	NW NW	0.03 0.02			
27	W		9.15 10.30	- 70 - 77	29.735 63	59 63	59	67	47	57	overcast	Fine	NW		Diverging beams about 4 P.M.		
28	T		9.15 10.30	- 80 - 87	29.835 63	60 63	60	68	50	59	Clear Cirri	Very fine	NW				Sargomelle pear
29	F		9.15 11.	- - 86	29.865 63	60 63	61	70	46	58	Clear Cirri	Very fine Dewy	NW NE		Little webs on the grass		
30	T		9.15 10.30	- - 88	29.87 64	59 64	59	73	38	55.5	Clear.	Very fine	NE		Little webs on the grass		Peaches - Fig
31	S		9.15 10.30	- -	29.88 60	59 60	59	75	47	61	M.S.	Foggy Fine					
				29.88 28.92	29.513			75	38	58.93				2.56			

1845 September	Days of the Week	Time risen & sets Mons age	Hour of Observation	Barometer	Mean of the Barometer	Thermometer in the shade	Thermometer at hour of observation	on the spot		Mean Temperature	Modification of the Clouds	General appearance of the Weather	Direction of the Wind	Rain
								Highest	Lowest					
1	M		9.15 10.30	29.80 - 52	29.85	62 64	55	60	54	61	M.T.	Foggy Fine	NE	
2	T		9.10 10.15	- - - 70	29.80	61 63	50	67	46	56.5	Overcast	Fine	NE E	
3	W		9.15 10.40	- - - 79	29.785	60 62	56	61	46	53.5	Overcast	Foggy	NE	
4	T		9.10 10.30	- - - -	29.79	59	58	64	39	51.5	Ciri	Fair - then foggy	NE	
5	F		9.10 10.45	- 77 - 79	29.78	58 59	56	61	47	54	M.T. Foggy	Fine	NE	
6	T		9.15 10.40	- - - 78	29.77	-	50	64	40	56	Ciri	Very fine	NE	
7	S		9.15 10.40	- - - -	29.75	50 60	60	69	34	51.5	M.T. Clear Cumuli	White dust Very fine	NE	
8	M		9.15	- -		50	52		35		M.T. Foggy			Little webs on the grass.
9	T													
10	W		9.15	- 69		61		75					NE	
11	T		9.15 10.15	- - - 61	29.65	59 60	56		34		M.T. Overcast	Fine	NE	
12	F		9. 10.15	- - - -	29.61	59 62	62	69	45	57	Clear - Cumuli	Most beautiful	E	
13	T		9.15 10.40	- - - 47	29.54	60 62	61	71	39	55	Clear - Cumuli	Most beautiful	SE	
14	S		9.20 10.30	- 33 - 24	29.285	60 62	57	68	53	59.5	Stormy Cumuli	Rain - Fine Thunder	W SW N	0.06 0.10
15	M		9.15 10.40	- 10 - 29	29.195	59	51		43		Overcast	Rain		

Miscellaneous Observations

Observations relating to Animals

Observations relating to Plants

Nectarines

1845 September	Days of the Week	Sun rises & sets Moons age	Hour of Observation	Barometer	Mean of the Barometer	Thermometer in the vestibule	Thermometer at hour of observation	on the post. Highest Lowest		Mean temperature	Modification of the Clouds	General appearance of the Weather	Direction of the Wind	Rain	Miscellaneous Observations	Observations relating to Animals	Observations relating to Plants
16	T		9-15 10-40	29-35 -23	29-29	50 60	57		47		overcast	Rain Windy	E W	0.23			
17	W		9-10 10-40	- -20	29-21.5	61 62	63	66	55	60.5	overcast Himbi	Rain Wind	W	0.32			Leaves falling.
18	T		9-20 11-	-05 -20	29-12.5	-	61	64	50	57	overcast Himbi	Rain-Wind	SE W	0.19			
19	F		9-20 11-	-40 -62	29-51	59 60	56	65	49	57	Clear-Cumuli	not heavy	W	0.14			
20	T		9-15 10-45	- -40	29-51	58 60	57	62	37	49.5	Clear-Ciri	Fine Rain windy	J				
21	T		9-15 10-45	-28 -64	29-16	59 60	60	64	53	58.5	overcast	Flowing	W	0.36			Leaves of the Oaks black on the Tomela fusca
22	M		9-20 10-45	-37 -56	29-44.5	59 57	56	61	48	54.5	Clear-Cumuli Ciri. Cirrostr.	Very fine	NW W	0.21			
23	T		9-15 10-45	-63 -80	29-71.5	57 56	50	56	41	48.5	overcast	Fair	NE	0.01	Beams of light Sunset.		
24	W		9-20 11-	- -72	29-76	53 55	47	63	26	44.5	M.T. Clear Ciri. Ciri. Thats 2.5.	Very fine	E		See on pans		Dahlias &c blackened.
25	T		9-20 10-40	-50 -42	29-46	54 56	53	62	34	48	overcast	Rain Fair	SE				
26	F		9-15 10-45	-40 -57	29-48.5	- 57	55	62	39	50.5	Clear	Very fine	SW W				
27	T		9-20 10-40	- -49	29-53	56 50	56	60	43	51.5	overcast	Rain Fair	W				
28	S		9-15 10-20	-50 -55	29-52.5	57 50	58	63	49	46	Clear-Ciri Himbi	Fine Shower	W				
29	M		9-25 10-40	-57 -44	29-50.5	56 57	53	59	42	50.5	overcast	Fair Rain	W				
30	T		9-10 10-20	-39 -45	29-42	56 57	52	60	47	53.5	overcast	Rain Fine Shower	W	0.07			
				29.88 29.04	29.536	75 34 53.56								1.69			

1845		Sun rises & sets	Moons age	Hour of Observation	Barometer	Mean the Barometer	Thermometer in the vestibule	Thermometer at hour of observation	on the post			Modification of the Clouds	General appearance of the Weather	Direction of the Wind	Rain	Miscellaneous Observations	Observations relating to Animals	Observations relating to Plants
October	Days of the Week								Highest	Lowest	Mean							
1	W			9.20			58	56	46			Cirri	Fair	NW	0.06			
				11.15	29.55		57						Rain					
2	T			9.15	43	29.415	58	60	66	47	565	Overcast.	Fair	TW	0.02			
				11.	40		61											
3	F			9.30	31	29.275	62	60	60	59	635	Overcast	Shovoy	TW	0.14			
				10.15	24		62											
4	T			9.20	-	29.455	61	59	59	49	54	Cirri Nimbi	Shovoy & Windy	TW	0.05			
				10.45	27													
5	S			9.15	53	29.58	50	50	46	52		Clear. Cirri Cumuli Cirrostrati S.J.	Very fine	NW	0.01			
				10.40	63		50											
6	M			9.15	52	29.35	55	41	54	29	415	M.S. Foggy	Rain in the afternoon	N				
				11.	10		-											
7	T			9.15	14	29.15	54	47	50	40	49	Overcast. Cumuli Cirrostrati S.J.	Most beautiful	TW	0.30			
				11.	14		-											
8	W			9.15	-	29.07	55	52	50	37	475	Clear. Cirri Cirrostrati Cirro. cumuli S.J.	Fine in the Shower	TW				
				10.40	28.90		55											
9	T			9.20	99	29.035	54	51	54	37	455	Overcast Nimbi	Rain	TW	0.09			
				11.	29.00		-											
10	F			9.15	10	29.115	53	40	57	36	465	Clear. Cirri Nimbi	Fine Showers	TW	0.50			
				11.	13		54											
11	T			9.20	10	29.295	53	53	50	41	495	Cirri Nimbi S.J.	Rain Fine	TW	0.35			
				11.	49		55											
12	S			9.20	65	29.72	54	40		36		Cirri Cirrostrati S.J.	Heavy dew Very fine	NW	0.02			
				10.40	79		-											
13	M			9.15	04	29.89	55	59	63	43	53	Clear. Cirri	Very fine	TW				
				10.45	94		56											
14	T			9.15	96	29.96	57	57	63	43	53	Clear S.J.	Heavy dew Very fine	TW				
				10.45	-		57											
15	W			9.15	04	29.775	56	56	66	44	55	Cirro cumuli Cirrostrati	Very fine	TW				
				10.40	71		50											
16	T			9.15	70	29.745	57	55	60	50	55	Cirrostrati	Very fine	NW	0.02			
				-	70		57											

A large circle seen
round the moon
about 9.

October	Days of the Week	Sun rises & sets Morns age	Hour of Observation	Barometer	Mean of the Barometer	Thermometer in the vestibule	Thermometer at hour of observation	on the post		Mean temperature	Modification of the Clouds	General appearance of the Weather	Direction of the Wind	Pain	Miscellaneous Observations	Observations relating to Animals	Observations relating to Plants
								Highest	Lowest								
17	F		9-20 10-48	29.70 -70	29.74	56 57	52	58	39	485	Overcast	Fair	W SW				
18	T		9-15 10-45	-72 -79	29.755	-	56	60	51	555	Overcast	Fine	W NW		Diverging beams about three		
19	T		9-20 10-45	-83 -77	29.80	-	55	60	40	54	Overcast	Fine	W		Diverging beams 3 1/2		
20	W		9-20 10-45	-60 -76	29.68	57	56	60	51	555	Overcast	Very fine	NW				
21	T		9-15 10-45	-83 -	29.83	55 54	49	55	38	465	E.T. Clear Cumuli	Very fine	N NW		windless dewed		
22	W		9-15 10-30	-85 30.-	29.925	53	40	54	35	445	E.T. Overcast	Fair	N NW				
23	T		9-15 10-30	-85 -86	30.055	53	50	54	43	485	Overcast	Fair	NW		Diverging beams 4.30		
24	F		9-15 10-40	29.97 -79	29.80	51 52	45	57	27	42	E.S M.T. Foggy	Very fine	J				
25	T		9-10 10-30	-77 -89	29.83	51	44	55	31	43	E.T. M.T. Fog Cirrostrati	Fine	NW				
26	S		9-15 10-15	- -84	29.865	50	30	49	29	39	E.S M.T. Fog	Fair	N				
27	W		9-15 10-45	-77 -72	29.745	49 51	40		37		overcast	Fair	W				
28	T		9-15 10-45	-70 -71	29.705	- 53	53	59	43	51	Overcast	Fine	W TW				
29	W		9-20 10-30	-82 -53	29.575	- 54	53	57	40	525	Clear. Cumuli	Very fine	TW		Lightning or night seen		
30	T		9-30 11.	- -84	29.585	56	55	62	42	52	E.T. Ciri	Shower very fine	W SE				
31	F		9-15 11.	-71 -75	29.73	-	51	55	40	515	M.T. Overcast	Fair					
											E.T.						
				30.00 28.90	29.504		60	29	50.19				1.56				

1845

November	Days of the Week	Sun rises Moons age	Hour of Observation	Baromet	Mean of the Baromet	Thermomet in shade	Thermomet at hour of observation	on the post		Mean temperature	Modification of the Clouds	General appearance of the Weather	Direction of the Wind	Rain	Miscellaneous Observations	Observations relating to Animals	Observations relating to Plants
1	T		9.15 11	29.75 - 74	29.745	54 -	42	52	32	42	M. S. Ciri	Foggy	NE		Windows dewed		
2	S		9.15 10.20	- 76 - 83	29.795	52 53	41	52	35	435	2. J. M. S. Clear	Heavy dew Fine	E		Wets on the grass		
3	M		9.15 10.40	- - 89	29.86	51 50	30	52	27	395	3. J. M. S. Clear Plumosa Ciri Cirrostrata	Heavy dew Very fine	SE		Windows dewed		
4	T		9.15 10.30	- 85 - 63	29.74	47 -	30	47	22	345	4. J. M. S. Fog	White frost Very fine	SE		Windows dewed Trees thinned		
5	W		9.20 10.20	- 49 - 43	29.46	- 50	46	56	27	415	5. J. M. S. Clear Cirrostrata	Very fine	J				
6	T		9.20 10.30	- 34 - 00	29.21	51 53	54	62	44	53	Clear. Ciri	Very fine	SE				
7	F		9.20 10.15	- 19 - 21	29.20	54 -	49	56	47	515	Clear. Cumuli	Rain Windy Showery	SE	0.09			
8	J		9.15 10.30	- 16 - 17	29.165	55 -	54	59	50	545	Overcast Alumina Ciri Cirrostrata	Rain Fine Rain	SE	0.20			
9	S		9.10 10.40	- - 19	29.16	- -	51	58	44	51	Ciri. Cumuli Cirrostrata	Very fine	SE	0.05			
10	M		9.15 10.40	- 12 - 11	29.115	- -	50	55	44	495	Nimbus Ciri.	Shower Fair	JW	0.01			
11	T		9.15 11.30	- 00 -	29.00	53 -	42	47	38	425	M. S. Ciri	Rain Fog	E	0.00	Windows dewed		
12	W		9.15 10.30	- 14 - 31	29.225	- 52	46	53	42	475	2. J. M. S. Ciri	Very fine	N	0.17			
13	T		9.15 10.30	- 37 - 33	29.45	50 -	37	40	20	38	3. J. M. S. Cumuli	Fog Fine	NW N		Diverging beams about 5.		
14	F		9.20 11.	- 62 - 64	29.63	48 -	30		20		2. J. M. S.	Fog	E				
15	J		9.20 10.30	- 56 - 49	29.525	- 47	53	36		445	M. S. Overcast Nimbus Cirrostrata	Shower Fine	S				

1845 November.	Days of the Week	Sun rises & sets Moons age	Hour of Observation	Barometer	Mean of the Barometer	Thermometer in the vestibule	Thermometer at hour of observation	on the post Highest Lowest Mean			Modification of the Clouds	General appearance of the Weather	Direction of the Wind	Pain	Miscellaneous Observations	Observations relating to Animals	Observations relating to Plants
16	S		9.15 10.30	29.32 - 04	29.16	52	52	53	45		Overcast	Rain & Wind	E	0.09			
17	M		9.20 10.40	- 07 - 27	29.17	51	45		41		Cirri	Fine High wind some rain	W	0.10			Leaves nearly all off the trees
18	T		9.10 10.30	28.96 29.10	28.99	52	55	57	41	49	Clear-Cirri	Fine	W	0.14			
19	W		9.15 10.25	28.80 - 07	28.075	54	56	57	43	50	Overcast	Wind, rain	E	0.05			
20	T		9.15 10.30	- - 29.07	28.97	52	40	52	47	49.5	Clear Nimbus	Fine Showers	W	0.10	Longwood told me the saw lightning this evening		
21	F		9.15 10.30	- 17 - 14	29.155	51 50	45	40	30	43	Clear-Cirri Nimbus	Rain	SW	0.17	Windows deuced		
22	S		9.15 10.30	- 23 - 34	29.205	49 40	35	45	33	39	M.T. Cirri E.T.	Fine Light breeze	SW	0.66	Windows deuced		
23	S		9.15 10.40	- 46 - 60	29.53	46 45	32	41	25	33	M.T. Clear E.T.	White frost very fine	SW		Windows deuced		
24	M		9.15 10.40	- - - 74		-	39		29		M.T. Cirri E.T.	Clear early very fine	E	0.01			
25	T		9.20 10.40	- 66 - 62	29.64	-	44		25		Overcast	Rain	SW		Windows deuced on the outside		
26	W		9.15 11.30	- 50 -	29.50	47 50	52	60	41	50.5	Overcast	Rain	SW	0.10			
27	T		9.15 10.40	- 57 - 54	29.555	51 52	52	59	42	50.5	Overcast	Fair	SW	0.01			
28	F		9.15 10.40	- 34 - 27	29.305	- 53	40	53	40	50.5	Overcast	Fine Rain with	SW				
29	T		9.15 12. -	- 37 - 40	29.305	52	49	52	43	47.5	Overcast	Rain with wind in evening	SW	0.09			
30	S		9.15 10.30	- 53 - 50	29.515	51	40	50	35	42.5	M.T. Clear	Most beautiful	SW	0.52	Windows deuced		
				29.09 28.07	29.355		62	22	45.52					2.70			

1845 December	Days of the Week	Sun & Moon signs & age	Hour of Observation	Barometer	Mean of the Barometer	Thermometer in the shade	Thermometer at hour of observation	on the spot			Modification of the Clouds	General appearance of the Weather	Direction of the Wind	Rain	Miscellaneous Observations	Observations relating to Animals	Observations relating to Plants
								Highest	Lowest	Mean							
1	L		9.15 11.	29.45 - 60	29.525 50	51 50	49	50	30	44	Overcast Cirrostrati	Rain Fine	W	0.03	Swinging beans 3.20		
2	T		9.10 11.	- - 27	29.435 51	- 51	45	52	41	46.5	Clear Nimbi	Fine Rain	W	0.01			
3	W		9.15 11.	- 15 - 27	29.22 40	49 40	30	42	36	39	Overcast	Fine	W	0.10	Windows dewed		
4	T		9.15 10.50	- 40 - 22	29.31 47	47 39	39	51	31	41	Cirri. Cirrostrati Cirrocumuli	Fine	W	0.01			
5	F		9.15 11.	- 10 - 20	29.19 49	45 49	45	49	37	43	Clear	Fine	SW	0.20			
6	T		9.15 11.	- -	29.20 40	- 40	41	47	36	41.5	Cirri- Cirrostrati	Most beautiful	W				
7	S		9.15 10.40	- 29 - 61	29.45 46	47 46	37	44	33	38.5	E. J. M. J. Cirri	Most beautiful	W		Windows dewed		
8	M		9.15 11.	- 73 - 67	29.70 44	44 44	31	50	22	36	E. J. M. J. Cirri	White frost Fine Rain	SW		Windows dewed		
9	T		9.20 11.	- 70 - 77	29.735 47	47 44	44	51	30	40.5	M. J. Cirri	Very fine	W	0.03			
10	W		9.10 11.	- 84 - 80	29.86 46	- 46	36		32		E. J. M. J. Clear	White frost Very fine	W		Windows dewed		
11	T		9.15 11.	- 50 - 54	29.50 47	47 50	50	53	31	42	E. J. Clear. Cirri	Fine High Wind	W				
12	F		9.15 10.30	- 70 - 94	29.86 44	45 44	35	43	33	30	M. J. Overcast	Very fine	W		Slightest tide in the Thames since 18 or twenty five years		
13	T		9.15 10.15	- 97 -	29.97 42	43 42	29	37	23	30	E. J. M. J. Fog	Fog Fine	SW		White frost Windows dewed		
14	S		9.15 10.40	- 80 - 67	29.735 44	- 44	34		27		E. J. M. J. Overcast	Fine Rain	W				
15	M		9.15 10.40	- 45 - 49	29.47 -	46 -	50	52	33	42.5	Overcast	Rain Fair	W	0.01			
16	T		9.15 10.40	- 46 -	29.46 46	47 46	40	50	41		Cirri	Fine	W		Barograph at Guadalupe		

1845	Days of the Week	Sun rises & sets	Hour of Observation	Barometer	Mean of Barometer	Thermometer in the shade	Thermometer at hour of observation	on the post		Mean Temperature	Modification of the Clouds	General appearance of the Weather	Direction of the Wind	Miscellaneous Observations	Observations relating to Animals	Observations relating to Plants
17	W		9.15 10.40	29.46 - 29	29.375	48 -	44		43		Overcast	Rain	W			
18	T		9.20 10.40	- 04 - 10	29.075	49 -	47	50	42	46	Overcast	Rain	W NW	0.11		East grapes.
19	F		9.15 10.40	- 28.73	28.915	47	38	49	35	42	Overcast	Rain Hail	W NW	0.10	Windows deuced	
20	T		9.15 10.40	- 54 - 74	28.665	44	39	43	35	39	Clear: Am	Very fine	NW	0.17	Windows deuced	
21	S		9.10 10.15	29.10 - 34	29.265	44 42	35	37	28	32.5	Overcast	Rain Fine	N T	0.02		
22	M		9.15 10.40	- 33 28.75	29.04	41 42	33	47	26	36.5	Overcast	Thin Rain Wind Hail	NW N	0.01	Windows deuced Surgery beams about eleven	
23	F		9.15 10.40	- 82 29.30	29.04	- 43	42	43	32	37.5	M: S. Am	Fair Windy	N	0.26	Diverging beams about 11	
24	W		9.10 10.40	- 66 - 80	29.73	42 -	34	42	32	37	M: S. Clear	White frost thick & beautiful	N		Windows deuced	
25	T		9.15 10.45	- - 83	29.815	43 -	40		25		E. S. M: S. Overcast	Rain Fair	W			
26	F		9.15 11.	- 72 - 42	29.57	45 47	49		33		E. S. Overcast	Fine High wind Rain	W	0.01	Windows deuced on the outside	
27	T		9.15 10.40	- 69 - 45	29.57	46 47	30	52	37	44.5	M: S. Clear Cirrus & mist	Fine High wind Wind & rain	W NW	0.02		
28	S		9.20 10.30	- 27 - 44	29.355	48 49	50		36		Overcast		W NW	0.10		
29	M		9.15 11.	- 61 - 45	29.53	46 48	30	54	25	39.5	M: S. Clear	White frost Fair & cold	W	0.25	Windows deuced on the inside	
30	F		9.15 10.20	- 40 - 63	29.515	49 50	52		31		Overcast	Fair: wind Rain	W	0.01		
31	W		9.15 10.40	- 71 - 18	29.445	48 49	37	52	28	40	M: S. Clear	Rain & wind	W		Windows deuced	
				29.97 28.73	29.439			54	22	39.86						
											7.61					

1845	No of days on which Rain fell	Rain	Winds								Barometer			Thermometer					
			N	E	S	W	NE	SE	NW	SW	Mean Height	Highest	Lowest	Highest	Lowest	Mean	Mean	Mean	Diff or Solar var
Jan	16	2.83	4	1	2	8	3	4	3	10	29.446	29.80	28.69	53	20	39.11	44.11	33.67	10.44
+ Feb	8	1.07	2	3	4	1	2	1	4	7	29.503	29.94	29.13	50	-3	34.28	40.56	26.15	14.41
Mar	12	1.10	6	1	14	2	4	1	8	4	29.906	30.03	29.22	61	10	35.17	43.41	27.64	15.77
Apr	11	0.83	2	2	13	2	7	3	4	8	29.478	29.83	28.74	72	22	47.98	60.17	36.40	23.77
+ May	17	3.00	2		2	3	5	1	10	2	29.427	29.77	29.13	73	25	50.84	61.25	40.04	21.21
+ June	7	0.73 ⁸⁵	6	2	7	4	2	1	1	4	29.618	29.89	29.22	88	40	62.50	77.59	47.70	29.89
July	23	1.97	6	2	1	9	6	4	6	7	29.566	29.78	29.30	90	38	61.80	72.75	50.43	22.32
Aug	20	2.56	7	1	1	11	2		9	5	29.513	29.88	28.92	75	38	58.93	69.64	48.80	20.84
+ Sept.	10	1.69	2	2	4	5	9	3	2	8	29.536	29.88	29.04	75	34	53.56	64.08	43.67	20.41
Oct.	11	1.56	5	5	1	5	1		11	15	29.584	30.00	28.98	68	29	50.19	58.46	41.64	16.82
Nov.	10	2.70	4	5	3	4	1	6	3	8	29.355	29.89	28.87	62	22	45.52	52.96	37.33	15.63
Dec.	10	1.61	7	2		14			10	7	29.439	29.97	28.73	54	22	39.86	47.50	32.64	14.86
	170	22.58	53	26	52	68	42	24	71	85	30.03	29.88	28.99	90	-3	48.31	57.70	38.84	

The Barometer & a Thermometer are in the Vestibule. No corrections of any kind have been made in registering the Barometer. The Mean Temperature, mean highest & lowest have been calculated from observations made on Thermometers hung on a post 2 feet 8 inches from the grass facing the North. The Rain was measured by Howard's Rain Gauge. The observations were placed near the post on which the Thermometers hang about 6 inches from the ground. Little dependence can be placed on the account of the rain owing to the situation of Cobham Lodge.

Jan. 21 Mercury Thermometer not in order.

+ Absent from the 12th to the 20th.

Absent from the 13th to the 23rd.

Absent from the 24th to July 1.

Absent from the 8th to the 10th.

1846

January	Days of the week	sun rises & sets hours & mins	Hour of observation	Barometer	Mean of the Barometer	Thermometer in the vestibule	Thermometer at the horizon of observation	on the port			Modification of the Clouds	General appearance of the Weather	Direction of the Wind	Rain	Miscellaneous Observations	Observations relating to Animals	Observations relating to Plants
1	T		9.15 11.	29.41 -86	29.535	49 47	42	45	37	41	Clear. Cirri	Clear blue	SW	0.31			
2	F		9.15 11.	-77 -97	29.87	46 43	34	40	31	35.5	N.E. Clear	White fog very fine	W		Windows dewed		
3	T		9.15 11.	- -87	29.92	44 -	30	43	23	33	E.S. N.E. Cirri	White fog Fair	SW				
4	S		9.15 10.40	-71 -81	29.66	43 -	39	42	29	35.5	Overcast. Cirrostrati	White fog Fair	W	0.04			
5	M		9.15 10.30	-67 -72	29.695	42 41	29		22		E.S. N.E. Clear	White fog Very fine	SE		Windows dewed		
6	T		9.15 11.	- -68	29.70	42 44	41	49	23	36	Overcast.	Rain	W	0.09	Windows dewed on the outside		
7	W		9.15 10.30	-77 -90	29.835	45 46	45	49	40	44.5	Overcast	Fair	W	0.01			
8	T		9.15 10.40	-99 30.10	30.045	47 48	46	48	45	46.5	Overcast	Fair	W				
9	F		9.20 10.30	-12 -	30.12	47 -	42	45	41	43	Overcast	Fair	W				
10	T		9.15 11.	-02 29.96	29.94	46 -	37	39	37	38	Overcast	Fair	SW				
11	S		9.15 10.30	-91 -85	29.88	- 45	39	42	35	38.5	E.S. Overcast. N.E.	Fair little rain	W				
12	M		9.15 10.45	-69 -47	29.58	44 43	33		32		N.E. Overcast	Foggy	E	0.01			
13	T		9.15 10.40	-44 -21	29.325	- 44	40	47	31	39	N.E. Overcast	Fine	SE				
14	W		9.15 10.30	-16 -19	29.175	45 -	41	48	37	42.5	E.S. Cirri	Fine	SE				
15	T		9.15 10.40	-39 -50	29.445	47 -	47	52	41	46.5	N.E. Cirri. Cirrostrati	most beautiful	SE				
16	F		9.15 10.30	- -44	29.47	- 48	44	52	39	45.5	E.S. N.E. Cirri	most beautiful	SE		Heard an owl		

1846

January

17

Days of the Week

T

Sun rises & sets

Moon's age

Hour of Observation

Barometer

Mean of the Barometer

Thermometer in the vestibule

Thermometer at the hour of observation

on the port

Highest

Lowest

Mean

Modification of the Clouds

General Appearance of the Weather

Direction of the Wind

Rain

Miscellaneous Observations

Observations relating to Animals

Observations relating to Plants

18

S

19

M

20

T

21

W

22

T

23

F

24

T

25

S

26

M

27

T

28

W

29

T

30

F

31

T

9.15

29.35

49

45

51

42

465

M.T. Overcast

Very fine

T

-

-

-

-

-

-

-

-

-

-

-

-

-

-

-

-

-

-

-

-

-

-

-

-

10.30

-38

-

-

-

-

-

-

-

-

-

-

-

-

-

-

-

-

-

-

-

-

-

-

-

-

-

-

-

-

-

-

-

-

9.20

-

-

-

-

-

-

-

-

-

-

-

-

-

-

-

-

-

-

-

-

-

-

-

-

-

-

-

-

-

-

-

-

-

9.10

28.93

-

-

-

-

-

-

-

-

-

-

-

-

-

-

-

-

-

-

-

-

-

-

-

-

-

-

-

-

-

-

-

-

11.

-89

-

-

-

-

-

-

-

-

-

-

-

-

-

-

-

-

-

-

-

-

-

-

-

-

-

-

-

-

-

-

-

-

9.15

29.07

29.14

49

44

48

39

435

Clear-Cirri

-

-

-

-

-

-

-

-

-

-

-

-

-

-

-

-

-

-

-

-

-

-

-

-

-

9.15

-06

28.98

-

-

-

-

-

-

-

-

-

-

-

-

-

-

-

-

-

-

-

-

-

-

-

-

-

-

-

-

-

-

-

10.40

-21

-

-

-

-

-

-

-

-

-

-

-

-

-

-

-

-

-

-

-

-

-

-

-

-

-

-

-

-

-

-

-

-

9.15

-00

28.87

52

52

60

43

515

M.T. Cirri

Rain

Fair

Wind

Thermy

-

-

-

-

-

-

-

-

-

-

-

-

-

-

-

-

-

-

-

-

-

9.20

-

-

-

-

-

-

-

-

-

-

-

-

-

-

-

-

-

-

-

-

-

-

-

-

-

-

-

-

-

-

-

-

-

9.20

-09

29.01

53

55

42

405

M.T. Overcast

Rain

-

-

-

1846	Days of the Week	Therm. rises & sets	Moons age	Hour of Observation	Barometer	Mean of the Barometer	Thermometer in the vestibule	Thermometer at the hour of observation	on the spot			Modifications of the Clouds	General appearance of the weather	Direction of the Wind	Rain	Miscellaneous Observations	Observations relating to Animals	Observations relating to Plants
									Highest	Lowest	Mean							
1	S			9.20 10.30	29.49 -54	29.515	52 -	47	49	44	465	Clear.	Very fine	NW				
2	M			9.15 11.	-32 -59	29.455	51 50	40		40		Overcast. Cumuli S. J.	Rain Very fine	N	0.20	Diverging beams 3 1/2.		
3	T			9.15 10.40	-56 -44	29.50	- 51	47	54	37	455	Overcast	Rain	SW				
4	W			9.15 11	-63 -66	29.645	50 -	42	40	39	435	M. J. Clear Cymoid Anon	Fine	NW		Windows dewed		
5	T			9.15 10.40	-40 -47	29.435	- 49	41	47	30	425	M. J. Overcast	Rain Fair	NW	0.19			
6	F			9.15 10.40	-50 -64	29.61	40 49	39		33		M. J. Clear Cumuli Cymoid Anon S. J.	Heavy Very fine	NW		Windows dewed		
7	T			9.15 10.30	-54 -59	29.565	- 50	49	51	37	44	Overcast	Thunders	SW				
8	S			9.15 10.40	-60 -66	29.63	40 47	41	44	35	395	M. J. Clear Nimbi S. J.	Drizzle Fine	NW	0.08	Windows dewed		
9	M			9.10 11.	-70 -77	29.735	45 43	33	39	26	325	M. J. Cirri Nimbi S. J.	White Snow	NW		Windows dewed		
10	T			9.10 10.40	-86 -90	29.80	42 40	32	36	23	295	M. J. Cirrocumuli S. J.	Foggy Fair	NW		Snow on the ground Windows dewed		
11	W			9.10 10.40	-75 -70	29.725	41 -	31	44	21	325	M. J. Cirri S. J.	Fine	NW		Windows dewed		
12	T			9.20 10.30	- -75	29.725	- 43	36	46	20	37	S. J. M. J. Overcast	Foggy Fair	NW	0.02	Diverging beams 3.	Periwinkle	
13	F			9.20 10.50	- -	29.75	- 44	42	45	35	40	S. J. M. J. Overcast	Fine	NW			Mercurialis	
14	T			9.15 10.50	- -77	29.76	- 45	30	40	32	40	M. J. Cirri S. J.	Fine	N			Sanderson	

7046

February	Days of the Week	Time rises & sets & moon's age	Hour of Observation	Barometer	Mean of the Barometer	Thermometer in the orifice tube	Thermometer at the hour of observation	on the post			Modification of the Clouds	General appearance of the weather	Direction of the Wind	Rain	Miscellaneous Observations	Observations relating to Animals	Observations relating to Plants
15	S		9-15 10-30	29.81 -83	29.82	45 -	34 47	25	36		M.S. Clear S.J.	White frost Very fine	NW		Windows dewed		Potentilla fragariastrius
16	M		9-20 11-	- -81	29.82	- 46	43 48	33	40.5		Overcast	Rain	N				Russias violas
17	T		9-15 10-40	-80 -70	29.75	- 47	43 47	41	44		Overcast S.J.	Fair	N	0.01			
18	W		9-15 10-40	-64 -	29.64	- 48	41 47	38	42.5		M.S. Overcast S.J.	Fine	NW				Viola odorata
19	T		9-20 11-	- -66	29.65	47	41	46	39	42.5	M.S. Overcast S.J.	Fair	NW				Mexicon
20	F		9-20 10-40	-67 -69	29.68	48 -	45		410		Cirri Cirrostrati	Fine	SE				Narcissus minor
21	J		9-20 10-40	- -70	29.695	- 51	50 57	42	49.5		M.S. Cirri	Most heavy	J.				
22	S		9-20 10-40	-63 -55	29.59	- 52	50 55	44	49.5		M.S. Cirri Cirrostrati	Fair Rain	SW				Lent dily
23	M		9-15 10-30	-48 -42	29.45	- 54	50 57	49	53		Overcast	Rain	J	0.30			
24	T		9-15 10-30	-31 -10	29.445	- 55	52 56	50	53		Overcast	Wind & Rain Fine	SE	0.14			
25	W		9-15 10-30	- -45	29.315	- -	51 57	40	52.5		Overcast Himbi	Fine Snow	W	0.18	Diverging beams about 5		
26	T		9-15 10-40	-48 -39	29.435	54 56	49 59	41	50		M.S. Clear Cirri	Heavy dew Very fine	SE	0.01			
27	F		9-20 10-30	-35 -	29.35	55 57	53 62	47	54.5		M.S. Cirri Himbi	Thawing Fine	J	0.01	Rainbow about 5		Erythronium white Anemone hepatica Scilla Weeping Willows gulf green Noddy's Mantle Erythronium purple Apricot Laurel
28	J		9-15	-37 -58	29.475	56 57	54 62	47	54.5		M.S. Cirri S.J.	Most heavy	S	0.06			
				29.90 29.10	29.608		62	21	43.80					1.20			

1846

March	Days of the Week	The rises & falls of the sea	Hour of Observation	Barometer	Mean of the Barometer	Thermometer in the vestibule	Thermometer at the hour of observation	on the point		Mean temperature	Modification of the Clouds	General Appearance of the Weather	Direction of the Wind	Rain	Miscellaneous Observations	Observations relating to Animals	Observations relating to Plants
1	S		9-15 10-30	29.66 -63	29.645	55	50	55	39	47	Overcast	Fine	W SW				<i>Cardamine pratensis</i>
2	M		9-15 10-40	-59 --	29.59	-	51	50	46	52	Clear. Cumuli Nimbus	Fine shower	W	0.02	Rainbow S $\frac{1}{2}$		<i>Narcissus arvensis albidus</i>
3	T		9-15 10-40	-56 -30	29.47	54 55	52	56	42	49	Overcast	Fine windy Highland Rain Fair	W				<i>Primula sinuata</i>
4	W		9-15 11	-20 -10	29.19	54	50	53	40	46.5	Overcast	Rain Fair	W	0.00			Plum Taw on <i>Ferncio vulgaris</i> & N looked the west on wheat. First rhubarb
5	T		9-15 10-40	-- -20	29.23	53	45	56	42	49	Overcast	Rain Fine	W	0.24			First radishes. <i>Corydalis capnoides</i>
6	F		9-15 10-40	-- -41	29.345	51 52	43	50	39	44.5	Overcast	Most beautiful	W	0.09			<i>Leucojum pulchellum</i> Small double narciss
7	T		9-15 10-40	-- -45	29.43	51	46	53	40	46.5	E. S. Cirri Cumuli	Rain Fine	NW	0.03			<i>Scilla italica</i> <i>arabis collina</i>
8	S		9-15 10-30	-61 -64	29.625	50	40	52	28	40	M. S. Clear Cumuli	White fog most beautiful	NW		Windows dewed		<i>Narcissus odorus</i>
9	M		9-15 10-30	-72 -80	29.80	-	39	57	26	41.5	E. S. M. S. Clear Cirri. Cirri. Cirri. Cirri.	White fog most beautiful	NW		Windows dewed		<i>Corydalis bulbosa</i> <i>Aemone pinnatifida</i>
10	T		9-15 10-40	-92 -94	29.93	49 51	42	57	30	43.5	E. S. M. S. Clear Cumuli Cirri. Cirri. Cirri.	Most beautiful	W				<i>Lonicera tartarica</i> <i>Coreopsis japonica</i>
11	W		9-15 10-40	-96 30.05	30.005	50	40	55	35	45	M. S. Overcast	Fine	NW		Halo found the Sun from 22 to 5		
12	T		9-15 10-30	-10 --	30.10	51	42	51	28	39.5	E. S. M. S. Overcast	Foggy Fair	S				
13	F		9-15 10-40	-00 29.95	29.975	50 51	47	52	31	41.5	E. S. M. S. Overcast	Fair	W				
14	T		9-15 10-40	-80 -70	29.75	-	47		45		Cirri	Very fine	W	0.04			
15	M		9-20 10-40	-64 -58	29.61	53	57	59	47	53	Cirri. Cumuli	Fine	NW W				<i>Thaumatococcus in</i> <i>flum in the House</i>
16	T		9-15 10-40	-30 -06	29.18	52	50	55	47	51	Cirri. Nimbus	Highland Rain	W				<i>Tussilago Farfara</i>

1846

March.	Days of the Week	Sun. rises & sets Moon's age	Hour of Observation	Barometer	Mean of the Barometer	Thermometer in the vestibule	Thermometer at the hour of observation	Highest	Lowest	Mean temp.	Modification of the Clouds	General Appearance of the Weather	Direction of the Wind	Rain	Miscellaneous Observations	Observations relating to Animals	Observations relating to Plants
17	T		9.10 10.40	29.09 -13	29.11	51 50	45	47	32	39.5	Ciri.	Fine	NE	0.05	Windows dewed Singing beams		<i>Rhus glabra</i> <i>Schubertia pinnatifida</i>
18	W		9.10 10.30	-19 -22	29.205	48 47	35	45	24	34.5	M.S. overcast	White Frost Fine	N		Windows dewed		<i>Euphorbia</i>
19	T		9.10 10.30	- -24	29.23	45 40	33	46	23	34.5	M.S. Cumuli	White Frost Fine	N		Windows dewed		Rust on wheat leaves
20	F		9.10 10.30	- -33	29.285	39 44	36	44	26	35	M.S. overcast Cumuli	Thin Frost Fine	NE	0.17	Snow on the ground 2 trees 1-3 inches deep on the port		<i>Hyacinth</i>
21	J		9.10 10.50	- -00	29.165	43 45	39		21		M.S. Clear	White Frost Fine	N		Snow not all gone Windows dewed		<i>Ranunculus garganicus</i>
22	S		9.15 10.30	28.94 -	28.94	46 47	40	55	36	45.5	Clear Cumuli Nimbi	Thin Frost Showers	W	0.10			Pears.
23	M		9.15 10.40	- 29.02	28.98	46 49	47	55	33	44	Ciri-Cumuli	Fine	W	0.08			<i>Claytonia virginica</i>
24	T		9.15 11.	- -03	29.025	40 49	47	53	30	45.5	Ciri. Nimbi	Thin Frost Showers	W				Star of Hyacinth
25	W		9.20 10.40	-07 -00	29.075	-	40	54	35	44.5	Clear Ciri Nimbi	Thin Frost Hail	N	0.09			<i>Sorbus domestica</i>
26	T		9.10	-14			40		30		Clear Cumuli			0.07	Left C. Ham		

30.10
28.94 29.435

59 21 44.02

7.04 to the 26th

1846

April	Days of the Week	Surveys by site, Moon's age	Hour of Observation	Barometer	Mean of the Barometer	Thermometer in Helio-station	Thermometer at the hour of observation	on the post		Mean temperature	Modification of the Clouds	General Appearance of the Weather	Direction of the Wind	Rain	Miscellaneous Observations	Observations relating to Animals	Observations relating to Plants
1	W																
2	T																
3	F			29.17		51		62	27	44.5					Returned home		First French beans
4	T		9.20 - 23 10.30 - 28.96	29.095	-	46	54				Overcast	Rain	W	0.30			
5	S		9.20 - - 10.30 - 90	29.093	-	52	57	42		4.95	Ciri	Rain Fine	W	0.27			
6	M		9.30 - 84 10.30 - 70	28.77	52	40	52				Overcast	Rain	W	0.33			
7	T		9.30 - 79 10.40 - 80	28.835	51	42		36			Overcast	Rain	W	0.04			
8	W		9.20 - 89 10.30 - 29.10	28.995	50 51	40	56	40		4.01	Ciri	Fair	NW	0.05		Phryganea by the bridge	
9	T		9.15 - 30 10.40 -		-	42	57	33		4.5	Overcast	Very fine	NW			Barley bird or Pe hord	
10	F		9.15 - 10.40 - 44		51 53	52	60	32		4.6	Clear Cumuli	Most heavy	SE				
11	S		9.15 - 24 10.30 - 10	29.17	-	52	62	41		5.15	Ciri - Nimbi	Rain	TW	0.03			
12	S		9.10 - - 10.30 - 20	29.15	-	60	65	39		5.2	Ciri	Most heavy Rain	W	0.10			
13	M		9.15 - 22 10.40 - 40	29.31	-	57	62	47		5.45	Ciri - Nimbus	Thunder Fine	W				
14	T		9.15 - - 10.40 - 20	29.34	56 57	58	61	40		5.05	M: S. Overcast	Heavy Rain	W	0.07			
15	W		9.15 - - 10.40 - 42	29.35	56	52	58	44		4.6	Overcast	Rain	W				

1846

1846	April	Days of the Week	Sun rises & sets Moon's age	Hour of Observation	Barometer	Mean of the Barometer	Thermometer in the vestibule	Thermometer at the hour of observation	Highest	Lowest	Mean temperature	Modification of the Clouds	General appearance of the weather	Direction of the Wind	Rain	Miscellaneous Observations	Observations relating to Animals	Observations relating to Plants
16	T			9.15 10.40	29.52 -64	29.50	56 50	56 54	63 45	54	Cirri	Fair	E	0.02				First forced Strawberries
17	F			9.15 10.40	-60 -55	29.575	57 56	54	60 39	49.5	Overcast	Rain	W				Nightingales heard	First cucumber - asparagus
18	T			9.15 10.40	- -62	29.585	54	45	53 43	48	overcast	Rain	W	0.00				
19	S			9.15 10.40	- -71	29.665	53 54	50	54 42	48	Cirri. Alti.	Rain Fine	N	0.02				
20	M			9.15 10.40	- -70	29.705	52	50	55 32	43.5	Clear Cumuli Nimbus	Fine Showers	N					
21	T			9.15 11.	- -62	29.66		52	58 26	42	Clear Cirri	Fine	W	0.01				
22	W			9.15 10.40	-55 -52	29.535	52	55	59 29	44	Cirri. Cumuli	Fine	E SE					
23	T			9.15 10.35	-49 -45	29.47	51 53	53	56 34	45	Cirri Cumuli	Fair	N NE	E				
24	F			9.15 10.20	- -49	29.47	52	48	60 40	50	Overcast Cumuli & Alti.	Rain Fog	W SW	0.23				
25	T			9.15 10.20	-52 -51	29.515	55	59	67 30	52.5	Clear Cirri Nimbi	Thunder Fine	W	0.03		Heard Cuckoo	White thorn -	
26	S			9.15 10.30	-44 -45	29.445	54 53	44	51 43	47	Overcast	Rain Showers	N	0.29		Saw Martins by the bridge		
27	M			9.15 10.30	-50 -57	29.535	51	45	54 28	41	Clear. Cumuli	Very fine	N	0.02				
28	T			9.15 10.40	- -62	29.595	- 53	52	62 33	47.5	S. S. Clear. Cumuli Nimbus	Fine Showers	W			Diverging beams about 1/3.		
29	W			9.15 10.40	-76 -80	29.80	51 53	50	60 27	43.5	S. S. Foggy Cumuli	Foggy Very fine	W			Diverging beams about 1/3.		
30	T			9.15 11.	-84 -88	29.86	- 56	59	63 35	49	M. S. Cumuli	Very fine	N					
					29.80 28.70	29.397			67 26	47.60								
														0.30 1.59	in the bottle on the 4th afterwards			

1846	May	Days of the Week	Sun rises & sets Moon's age	Hour of Observation	Barometer	Mean of the Barometer	Thermometer in the vestibule	Thermometer at the height of observation	on the foot	Highest	Lowest	Mean temperature	Modification of the Clouds	General appearance of the weather	Direction of the Wind	Rain	Miscellaneous Observations	Observations relating to Animals	Observations relating to Plants
	1	F		9.30 10.15	29.88 -06	29.87	55	57	59	42	50.5	Overcast	Fair	J					
	2	T		9.15 10.30	-83 -70	29.805	59	55	65	51	50	Overcast	Fair	W					
	3	S		9.10 10.20	-72 -67	29.695	58 60	65	73	53	63	Overcast S. J. M. J. Cirri	Fair	SE					
	4	Th		9.15 10.15	-53 -42	29.475	- 61	60	77	49	63	Cirri	Very fine	SE					
	5	T		9.15 10.30	-40 -30	29.35	60 -	64	67	42	54.5	Cirri Nimbus	Fair Rain	W					
	6	W		9.15 10.30	-27 --	29.27	59 60	55	65	47	56	Overcast. Nimbus	Shower Thunder Lightning Hail	W	0.06				
	7	T		9.15 10.30	-33 -41	29.37	59 60	58	66	44	55	Overcast	Fine	W	0.45			Saw three of the Helix pomatia on the rock.	
	8	F		9.15 10.30	-49 -50	29.535	59 61	63	71	45	58	Cumuli	Very fine	J					
	9	S		9.15 10.30	-59 -55	29.57	59 61	65	72	37	54.5	S. J. M. J. Cumuli	Very fine	SE					
	10	S		9.15 10.30	-46 -61	29.535	60 -	58	68	49	58.5	Clear. Cumuli Cirri	Thunder Hail	W	0.04				
	11	Th		9.15 11.	-70 -69	29.695	59 -	62	69	42	55.5	Clear. Cumuli	Very fine	J	0.04				
	12	T		9.15 10.30	-65 -52	29.585	- 60	65	72	38	55	Clear. Cumuli	Very fine	SE					
	13	W		9.15 11.	-43 -39	29.41	- 59	61	62	47	54.5	Overcast.	Rain	E					
	14	T		9.15 10.40	-50 -62	29.56	57 56	57	61	47	54	Clear. Cumuli S. J.	Windy Very fine	E	0.29			Diverging beams about 3	
	15	F		9.15 10.40	- -50	29.56	-	52	62	32	47	Cirri. Cumuli S. J.	Shower Very fine	E				Diverging beams about 3	
	16	T		9.15 10.40	-38 -00	29.23	55 56	53	65	32	48.5	S. J. M. J. Cumuli	Foggy Rainy mist	E					First frame potatoes.

Saw three of the Helix pomatia on the rock.

Oak apples.

Diverging beams about 3
Diverging beams about 3

First frame potatoes.

May	Days of the Week	Time of day	Hour of Observation	Barometer	Height of the Barometer	Thermometer in the shade	Thermometer at the height of observation	Highest	Lowest	Mean temperature	Modification of the Clouds	General appearance of the Weather	Direction of the Wind	Rain	Miscellaneous Observations	Observations relating to Animals	Observations relating to Plants
17	S		9.10	28.96	28.95	56	55	60	45	52.5	Overcast Cirri. Cirrostrati Nimbi	Rain Fine	J W	0.37			
18	M		9.10	- 94	28.94	56	40		39		Overcast Nimbi	Wind & rain	J E	0.30			
19	T		9.10	29.19	29.24	-	61	66	47	56.5	Clear. Cirri. Cirrostrati Nimbi	Heavy clouds	J W	0.05			
20	W		9.10	- 20	29.21	-	59	64	47	55.5	Nimbi	Hail & snow	J E	0.51			
21	T		9.15	- 34	29.46.5	-	63	76	45	60.5	Clear. Cirri Cumuli	Very fine	J E	0.16	Diverging bears		
22	F		9.15	- 70	29.74.5	58	60	76	42	59	Clear. Cumuli	Most beautiful	W		Worms on the grass		
23	T		9.15	-	29.79.5	62	63	71	44	57.5	Overcast Nimbi S. J.	Shower Fine	J W				
24	S		9.15	-	29.81	65	68	76	40	62	Clear Cumuli	Very fine	J W		Worms on the grass	Ants busy in the gravel	
25	M		9.15	-	29.78.5	62	63	75	48	61.5	S. J. Overcast Cirri. Cumuli	Very fine	J W				
26	T		9.15	-	29.75	62	64	60	51	59.5	Cirri. Cirrostrati S. J.	Very fine	J W				
27	W		9.15	-	29.72.5	61	66	73	37	55	Clear. Cumuli	Very fine	J W		Worms on the grass		First peas
28	T		9.15	- 75	29.79	60	50	70	41	55.5	M. J. Cirri	Fog Very fine	J E				
29	F		9.10	- 87	29.87.5	60	67	75	40	57.5	Clear. Cumuli	Very fine	J E		Diverging bears about 1/3.		First artichokes
30	T		9.15	-	29.85.5	63	71	83	30	60.5	Clear. Cirri Cumuli S. J.	Very fine	J E		Worms on the grass		
31	T		9.10	-	29.80	-	76	85	42	63.5	M. J. Cumuli S. J.	Most beautiful	J E	0.03		First swarm of Bees	
			29.88 28.81	29.553			85	32	56.73					1.50			

1846

June	Days of the Week	Sup. temp. of the day	Barometer	Mean of the Barometer	Thermometer in the shade	Thermometer at the hour of observation	Highest	Lowest	Mean temperature	Modification of the Clouds	General appearance of the weather	Direction of the Wind	Rain	Miscellaneous Observations	Observations relating to Animals	Observations relating to Plants
1	M	9.20 10.40	29.77 --	29.77	65 66	73	88	47	67.5	M. J. Clear Cumuli	Very fine	SE				
2	T	9.15 10.40	-- -79	29.78	66 66	75	81	44	62.5	Clear Ciri	Very fine	SE			<i>Cetonia aurata</i>	
3	W	9.15 10.30	-80 --	29.80	--	79	83	43	63	2. J. M. J. Clear	Very fine	E				
4	T	9.10 10.20	-- -79	29.795	--	79	86	42	64	2. J. M. J. Clear Pluimose Ciri	Very fine	SE		Wet on the grass		
5	F	9.10 10.30	-- -75	29.77	--	81	90	46	68	2. J. M. J. Clear	Very fine	E		Wet on the grass		
6	T	9.15 10.30	-- -70	29.725	--	81	91	45	68	2. J. M. J. Clear	Very fine	SE		Wet on the grass		
7	T	9.15 10.15	-65 -59	29.62	--	84	93	50	71.5	Clear Ciri Pluimose Ciri	Very fine	SE		Wet on the grass		
8	M	9.20 10.30	-- -50	29.545	70 68	67	77	57	67	Overcast	Fine	W	0.01			Natural Strawberry
9	T	9.10 10.40	-- --	29.50	64	67	76	50	63	Overcast Nimbus	Fine	W	0.01			
10	W	9.15 10.30	-56 -64	29.60	67	68	73	52	62.5	Ciri	Fine	W				
11	T	9.15 11.	-75 -80	29.775	--	71	82	55	68.5	Clear Cumuli Ciri	Very fine	SE				
12	F	9.20 10.30	-- --	29.80	--	80	84	51	67.5	Clear Cumuli Pluimose Ciri	Very fine	SE				
13	T	9.20 10.40	-- -73	29.745	69 68	75	85	40	66.5	M. J. Ciri	Very fine	E		Wet on the grass		
14	S	9.10 10.30	-- --	29.73	69 67	74	85	40	66.5	Clear	Very fine	SE				
15	M	9.15 10.40	-76 -84	29.80	69 70	78	90	47	68.5	M. J. Clear	Very fine	SE				

1846	June	Days of the Week	Sun rises & sets Moon's age	Hour of Observation	Barometer	Mean of the Barometer	Thermometer in shade	Thermometer at the hour of observation	24th part	Highest	Lowest	Mean temperature	Modification of the Clouds	General appearance of the Weather	Direction of the Wind	Rain	Miscellaneous Observations	Observations relating to Animals	Observations relating to Plants
16	T			9.15 10.40	29.88 - .09	29.885	71 69	84 80	88 55	715	Clear	Very fine	E						First beans
17	W			9.15 10.40	- .07 29.80	70	79	88	46	67	Clear	Very fine	E						
18	T			9.20 10.40	- .05 - .77	29.81	72	80	87	51	69	E. J. Clear. Cumuli Cirro-cumuli	Very fine	SW					
19	F			9.15 10.40	- .70 29.735	73	76	95	51	73	M. J. Cumuli	Very fine	J				Wet on the grass		
20	T			9.15 10.40	- .72 - .77	29.745	71	81	90	52	71	M. J. Cumuli Cumulostrati	Very fine Thunder Wind	NE				Wet on the grass	
21	S			9.15 10.30	- .73 29.75	70	63	80	62	71	Overcast	Very fine	J ²						
22	M			9.15 10.40	- .62 - .40	29.51	70 74	80	95	52	735	Clear. Cirri Cumulostrati	Very fine Lightning Rain about midnight	SE					
23	T			9.15 10.40	- .31 - .34	29.325	71 67	62	70	58	64	Cirri	Fine	E	0.44				
24	W			9.15 11.	- .24 - .16	29.20	66 64	61	71	47	59	Overcast Nimbri E. J.	Fine Thunder hail & rain	W	0.01				
25	T			9.10 10.40	- .20 - .30	29.25	63	61	70	46	58	Clear. Cirri Nimbi	Windy Showers	W	0.34				
26	F			9.15 10.40	- .33 - .34	29.335	-	64	67	46	565	Cirri. Nimbi	Fine Showers	E	0.01				
27	T			9.15 10.40	- .44 29.39	65	65	72	54	63	63	Cirri-Nimbi	Fine Showers	W	0.06				
28	T			9.15 10.30	- .49 - .50	29.495	64 65	66	72	52	62	Cirri-Cumuli	Very fine	W	0.06				
29	M			9.15 10.40	- .47 - .50	29.485	66	67	73	55	64	E. J. Clear. Cumuli	Spores Very fine	W	0.03				
30	T			9.15 10.40	- .52 - .60	29.56	65 64	66	73	52	625	Clear. Cumuli	Very fine Clear	W					
					29.89 29.16	29.637			95	42	65.90			0.97					

7846

[illegible]

1846	July.	Days of the Week	Time of day	Hour of observation	Barometer	Mean of the Barometer	Thermometer in the Vestibule	Thermometer at the height of observation	on the post	Highest	Lowest	Mean temperature.	Modification of the Clouds	General appearance of the Weather	Direction of the Wind	Rain	Miscellaneous Observations	Observations relating to Animals	Observations relating to Plants.
17	F		10.40	29.21			66		88	43	65.5	during my absence	Shower	W	0.69	in the bottle			
18	S		9.30	-11	29.135		65	65	72	52	62	Cirri-Cumuli	Shower	W	0.11				
			11.	-16									Fine						
19	S		9.20	-29	29.39		64	64	73	50	61.5	Cirri-Cumuli	Most beautiful	W	0.15				
			10.40	-49			66						Cirri-Cumuli	Windy	W				
20	M		9.20	-53	29.575		65	65	75	52	63.5	Clear. Cirri-Cumuli	Very fine	SW					
			10.30	-62			66												
21	T		9.	-60	29.575		66	69	72	52	62	Clear. Cirri-Cumuli	Very fine	W					
			10.30	-55			66					Plumose Cirri-Cumuli	Shower					Yellow spots on an elm.	
22	W		9.15	-	29.565		65	67	74	55	64.5	Clear. Cirri-Cumuli	Very fine	W	0.04				
			10.30	-50			67					2-5							
23	F		9.20	-57	29.545		66	60	70	53	65.5	Clear. Cirri-Cumuli	Very fine	SW					
			11.	-52			60												
24	F		9.15	-49	29.51		66	60	71	50	64.5	Overcast	Rain	W					
			10.40	-53			66						Fair	W					
25	T		9.10	-59	29.63		65	67	74	47	61	Clear. Cirri-Cumuli	Thunder	SW	0.32			Plums	
			10.40	-67			65					Shower							
26	S		9.10	-73	29.765		64	65	73	47	60	Clear. Cumuli	Very fine	SW	0.39				
			10.30	-80			66					Cirri-Cumuli		W					
27	M		9.20	-	29.80		66	66	76	56	66	Overcast.	Rain.	SW	0.01			Apricots	
			10.40	-			68						Fair						
28	T		9.15	-	29.795		69	73	82	63	72.5	Overcast	Fair	SW					
			11.	-79			69												
29	W		9.15	-73	29.695		70	80	91	52	71.5	M. S. Cumuli	Most beautiful	SW				Little webs on the grass.	
			10.30	-66			70												
30	T		9.20	-63	29.63		71	81	87	57	72	M. S. Cumuli	Most beautiful	T				Little webs on the grass.	
			10.40	-			73						3-5.						
31	F		9.15	-57	29.60		74	77	87	64	75.5	M. S. Cumuli	Fog high	E					
			10.40	-57			74						Very high	Lightning at night					
					29.77	29.584						95	43	65.75					
					29.71										2.17				

1846 August	Days of the Week	Surf at low water	Surf at high water	Barometer	Mean of the Barometer	Thermometer in the sun	Thermometer at the hour of observation	on the post		Mean Temperat	Modification of the Clouds	General appear- ance of the Weather	Direction of the Wind	Rain	Miscellaneous Observations	Observations relating to Animals	Observations relating to Plants
1	S			9.15 10.40	29.48 -40	29.44	73 -	72	91	63	77	M. S. Overcast Nimbi.	Foggy showers	E		Thunder storm in London	
2	S			9.15 10.40	- -49	29.445	72 70	66	70	50	60	Overcast	Rain very fine	W	0.13		
3	M			9.15 11.	- -57	29.53	- 60	60	75	44	59.5	Cirr. Nimbi.	Rain showers	W	0.46		
4	T			9.15 10.40	- -50	29.555	69 -	72	79	51	65	Overcast	Shower fine	S. E	0.03	Little webs on the grass.	
5	W			9.10	-		60	64		56		Overcast	Thunder lightning heavy rain	S. E	0.03	Thunder & lightning down from 4 to the morning	
6	T																
7	F																
8	T																
9	S																
10	M																
11	T																
12	W	11.		29.69		67		57	54	70.5			N. W	0.26		Porpoises going as last year. Since I left Colham.	
13	T	9.20 11.	-47 -44	29.455	65 64	65	71	52	61.5		Cirr. Nimbi Cumuli, plus Cirr.	Fair showers	W			Large white Pears	
14	F	9. 10.20	-53 -55	29.54	63 66	63	77	45	61		Clear. Cirr.	Mostly clear	S. E	0.03		First peaches	
15	T	9.20 10.40	-45 -42	29.435	- 67	73	79	50	64.5		Clear. Cumuli Nimbi.	Fine Rain	S. E				
16	S	9.30 10.30	-45 -50	29.475	65 66	60	73	51	62		Clear. Cumuli	Fine	N. W	0.09	Little webs on the grass		

August	Days of the Week	Surf rises & sets	Moon's age	Hour of Observation	Barometer	Mean of Barometer	Thermometer in shade	Thermometer at the height of observation	Highest	Lowest	Mean temperature	Modification of the Clouds	General appearance of the Weather	Direction of the Wind	Rain	Miscellaneous Observations	Observations relating to Animals	Observations relating to Plants
17	M			9-15 10-30	29.50 - .44	29.47	65 66	63	72	50	61	Clear Ciri	Fine	W				
18	T			9-15 10-30	- .29	29.29	65 -	65	71	55	63	Clear Ciri Nimbi	Near early Fine Rain	W				
19	W			9-15 11.	- - .44	29.365	64 65	62	72	53	62.5	Overcast	Fine	S	.46			
20	T			9-15 10-40	- .40 - .40	29.44	64 -	67	68	54	60	Overcast	Fair Rain	W	.01			
21	F			9-20 10-30	- - .58	29.49	- 65	63	70	50	64	Overcast	Near Fine	N	.45			
22	S			9-15 10-30	- .62 - .60	29.65	64 65	63	70	52	61	E.S. M.S. Overcast	Fine	N	.13		First fig.	
23	S			9-15 10-40	- .70 - .74	29.72	64 65	65	76	49	62.5	2.J. M.T. Ciri	Fine	NE	.01	Little webs on the grass	mushrooms.	First Hectanines
24	M			9-15 10-40	- - .80	29.77	64 65	64	73	50	65.5	Ciri	Fine	N	.01	Little webs on the grass.		
25	T			9-15 10-30	- -	29.80	63 64	64	70	45	67.5	M.T. Cumuli	Fair	N		Thunder heard		
26	W			9-15 10-40	- - .70	29.75	63 65	62	71	53	62	M.T. Overcast	Foggy Fine	N				
27	T			9-20 10-30	- .60 - .60	29.64	- 67	60	70	59	60.5	E.S. M.T. Ciri	Fine	NE				
28	F			9-15 10-40	- -	29.60	66 68	60	79	55	67	M.T. Overcast Ciri-plumbe	Foggy Fine	NE		Little webs on the grass.		
29	J			9-15 10-30	- - .64	29.62	66 67	60	75	56	65.5	Ciri Nimbi	Fine Shower	NE				
30	S			9-10 11.	- .72 - .77	29.745	65 67	65	75	51	63	Overcast	Very fine	NE	.01	Little webs		
31	M			9-15 11.	- - .70	29.775	65 67	70	82	40	65	E.S. M.T. Ciri	Very fine	W		Little webs on the grass		
					29.80 29.29	29.565			91	44	64.04				2.91			

1846

September	Days of the Week	Sun rises & sets	Hour of Observation	Barometer	Mean of the Barometer	Thermometer in the shade	Thermometer at the corner of observation	Highest	Lowest	Mean Temperature	Modification of the Clouds	General appearance of the weather	Direction of the Wind	Rain	Miscellaneous Observations	Observations relating to Animals	Observations relating to Plants
1	T		9.15 11.	29.80 -86	29.83 64 66	64 60	69	55	62	Overcast	Very fine	N					
2	W		9.15 10.40	- -80	29.87 64 66	64	73	40	605	Clear	Very fine	N					First Melon
3	T		9.15 10.40	- -87	29.875 63 65	63	73	40	585	M. F. Clear	Very fine	N E			Little webs on the grass		
4	F		9.15 11.20	- -81	29.84 62 65	50	76	41	585	M. F. Fog	Very fine	E			Little webs on the grass		
5	T		9.20 10.30	- -72	29.765 67	70	78	47	625	M. F. Cirri	Very fine	E					
6	S		9.20 10.40	-64 -60	29.62 66 60	60	82	50	70	M. F. Overcast Cirri Cumuli	Very fine Thunder	N E W			Little webs on the grass		
7	M		9.15 10.45	- -56	29.58 66 60	68	84	40	66	M. F. Cirri Himbrus	Fine Thunder Rain	N W			Little webs on the grass		
8	T		9.10 10.40	- -64	29.60 67 60	67	75	57	66	Cirri	Fine	N W	0.24				
9	W		9.15 10.	- -73	29.605 67 60	74	80	54	67	E. F. M. F. Cirri	Fine Rain	N E W			Little webs on the grass		
10	T		9.15 11.20	-84 -90	29.87 67 60	65	74	55	645	E. F. M. F. Overcast	Fine	N E	0.01		Little webs on the grass		
11	F		9.20 10.40	- -94	29.92 67 60	40	75	59	67	E. F. M. F. Overcast	Fair	N E					
12	T		9.10 10.40	- -95	29.945 67 69	65	72	57	645	E. F. M. F. Overcast	Fine	N E			Little webs on the grass		
13	S		9.10 10.30	- -89	29.92 65 66	67	70	47	585	Clear Cumuli	Fine	N E			Little webs on the grass		Leaves falling
14	M		9.20 10.40	- -86	29.875 65 66	64	72	55	635	E. F. Cirri	Fine	N E			Little webs on the grass		
15	T		9.15 10.30	- -84	29.85 64	64	70	46	62	Overcast E. F.	Very fine	N E W			Little webs on the grass		

1846

1846	September	Days of the Week	Sun. rays state Moon's age	Hour of Observation	Barometer	Mean of the Barometer	Thermometer in the Vestibule	Thermometer at the top of Observation	on the post	Highest	Lowest	Mean temperat	Modification of the Clouds	General Aspect of the Weather	Direction of the Wind	Rain	Miscellaneous Observations	Observations relating to Animals	Observations relating to Plants
	16	W		9.15 11.	29.84 -82	29.83	65 67	65	79	47	63	Overcast S.S.	Very fine	W			Little webs on the grass		
	17	T		9.15 10.30	-72 -60	29.66	65 67	60	79	44	615	Cirrocumuli Plumose Cirri	Very fine	SW N			Little webs on the grass		
	18	F		9.15 11.15	-58 -	29.58	64 -	60	68	49	635	M.S. Overcast S.S.	Fine	NE			Diverging beams 10 2.		
	19	S		9.15 11.	-48 -35	29.415	62 63	60	72	36	54	M.S. Overcast	Fine	SE N			Little webs on the grass		
	20	S		9.10 10.40	-26 -24	29.25	61 63	60	71	38	545	M.S. Clear S.S.	Very fine	SE NE			Little webs on the grass		
	21	M		9.15 10.30	- -30	29.27	62 -	62		52		M.S. Overcast	Fair	NE					
	22	T		9.15 10.40	-31 -30	29.305	63 -	64	74	45	595	M.S. Cirri	Fine	E			Little webs on the grass		
	23	W		9.15 10.40	-20 -10	29.15	64 -	59	69	56	625	Clear. Nimbi	Rain	SE	0.27				
	24	T		9.15 10.40	-13 -29	29.21	63 64	63	60	52	60	Clear. Cirri	Shov. Very fine	W N	0.88				
	25	F		9.15 11.	-40 -47	29.435	63 -	62	66	52	59	Clear. Cirri	Fine	W SW	0.02				
	26	S		9.15 10.40	-46 -40	29.43	61 -	67	52	595	Overcast	Shov. Very fine	W			Heard Juncos last night.			
	27	S		9.15 10.40	- -43	29.415	62 63	60	67	53	60	Clear. Cumuli Plumose Cirri	Fine	W SW	0.05			Fruit of Mnemonolisa charantia splitting.	
	28	M		9.15 10.40	-30 -27	29.285	61 -	55	62	49	555	Overcast	Rain Fair	W SW	0.56				
	29	T		9.15 10.30	-21 -18	29.195	60 -	57	62	42	52	Clear	Shov. Very fine	SW W	0.02	Windows dewed			
	30	W		9.15 11.	-29 -50	29.395	58 59	53	64	36	50	M.S. Clear. Cirri S.S.	Heavy dew Very fine	SW W	0.02	Windows dewed			
					29.95 29.10	29.595			84	36	60.81				2.07				

1846

October	Days of the Week	Time of day & date of observation	Barometer	Mean of the barometer	Thermometer in the vestibule	Thermometer at the top of observation	Highest	Lowest	Mean temperature	Modification of the Clouds	General appearance of the weather	Direction of the Wind	Rain	Miscellaneous Observations	Observations relating to Animals	Observations relating to Plants
1	T	9.15 11.	29.55 -	29.55	58 60	57	60	39	53.5	M. S. Cirro-cumuli	Very fine	W				Last Peas.
2	F	9.15 11.	-51 -35	29.43	-	60	64	52	58	M. S. Overcast	Rain Fair	J				
3	J	9.15 11.	-33 -45	29.39	61	57	65	54	59.5	M. S. Cumuli	Very fine	W	0.19			
4	S	9.15 10.40	-40 -27	29.335	-	59	67	35	51	E. S. Cirro-Cirro-cumuli.	Fine	SE				
5	M	9.15 11.	-10 -09	29.135	-	59	65	55	60	E. S. Clear. Cirri	Rain in night Shower	J	0.23	Little webs on the grass - Corona & Halo at 0.5.		
6	T	9.15 11.	-12 -26	29.39	-	60	61	52	56.5	Overcast.	Rain Fair	SE	0.34			
7	W	9.15 10.40	- -14	29.20	61	57	62	53	57.5	Clear. Cirri	Shower	SE	0.19	Rain bows about ten.		
8	T	9.15 10.40	-16 -34	29.25	60	54	63	50	56.5	Clear. Cirri	Shower	W	0.15			
9	F	9.16 10.40	- -24	29.29	59	57	61	47	54	Overcast	Rain Fair Windy	J	0.12			
10	J	9.15 11.	-19 -47	29.33	-	60	64	54	59	Cirro-Nimbi	Shower Fair	W	0.25			
11	S	9.15 11.	- -26	29.365	60	60	64	49	56.5	Cirri	Rain	SE				
12	M	9.15 11.15	-17 -25	29.21	-	52	60	43	51.5	Overcast	Fair Shower	W	0.30			
13	T	9.15 11.	-56 -52	29.54	57	48	52	44	48	E. S. Overcast	Fair	SE	0.03			
14	W	9.15 11.	-10 28.79	28.985	55	48	57	35	46	Overcast Nimbi	Rain Windy Fair	SE	0.09			
15	T	9.15 11.	-73 -82	28.775	56	51	59	46	52.5	Overcast. Nimbi E. S.	Rain Fair	W	0.64			

1846	October	Days of the Week	Time of day & state of sky	Hour of observation	Barometer	Mean of the barometer	Thermometer in the vestibule	Thermometer at the hour of observation	Highest	Lowest	Mean temperature	Modification of the Clouds	General appearance of the weather	Direction of the Wind	Force of the Wind	Miscellaneous Observations	Observations relating to Animals	Observations relating to Plants
16	F			9.15	28.88	28.925	57	52	61	45	53	Clear. Cirri Nimbri E. S.	Fine Showery Rain	W	0.49			
17	S			9.15	29.22	29.22	58	56	59	44	51.5	Overcast. Plumes of Cirri Cirro-cumuli E. S.	Very fine	S	0.36			
18	S			9.10	-	29.285	54	49		45		Overcast	Rain Fair aft	W	0.29	River out		
19	M			9.15	-40	29.375	59	52	63	43	53	Clear Cumulus	Heavy dew Very fine	E	0.70			
20	F			9.15	-26	29.265	58	50	50	45	51.5	Cirri Cumulus Nimbri	Very fine Showery Rain	W	0.10			
21	W			9.15	28.88	28.81	57	52	50	41	49.5	Cirrostrati	Rain Fair Windy	W	0.30	Longwood heard thunder last night		
22	F			9.15	-84	28.97	54	44	51	43	47	Cirri Nimbri	Windy Showery Rain Fair aft	W	0.21			
23	F			9.15	-33	29.385	54	43	53	41	47	Clear. Cirri	Very fine	N	0.06			
24	S			9.15	-25	29.235	55	49	58	34	46	E. S. Clear. Cirri Nimbri	Rain Fair	W	0.25			
25	S			9.15	-36	29.445	54	47	55	42	48.5	Overcast	Fair Showery	N	0.16			
26	M			9.15	-60	29.60	54	44	49	30	43.5	Overcast	Misty Fair	N	0.04			
27	F			9.15	-82	29.835	53	42	49	30	43.5	Overcast Clear E. S.	Very fine	NE				
28	W			9.15	-83	29.775	52	30	45	35	40	Fog	Fog	NE				
29	F			9.15	-70	29.70	51	42	49	36	42.5	Fog	Fog Rain	NE				
30	F			9.15	-	29.725	54	50	53	42	47.5	M. S. Overcast	Fair	NE	0.05			
31	S			9.10	-	29.735	53	42	47	37	42	Fog	Fog	NW				
					29.85	29.662		48	34		50.86				5.73			
					28.73													

1846	November	Days of the Week	Sun rises & sets	Moon's age	Hour of Observation	Barometer	Mean of the Barometer	Thermometer in the Vestibule	Thermometer at the hour of Observation	on the port	Highest	Lowest	Mean Temperature	Modification of the Clouds	General appearance of the Weather	Direction of the Wind	Force of the Rain	Miscellaneous Observations	Observations relating to Animals	Observations relating to Plants
1	S		9.15 10.40	29.70 -64	29.67	52 54	42	53	37	45	Foggy Cirri	Most beautiful	E							
2	M		9.10 11.20	- -60	29.62	- 56	40	65	41	53	Cirri	Most beautiful	E							
3	T		9.15 11.	- -67	29.635	- 58	55	65	40	56.5	M: J. Overcast	Very fine	E							
4	W		9.15 11.	- -72	29.695	57 59	55	63	47	55	M: J. Clear	Heavy rain Thunder	E							
5	T		9.15 11.	-75 -	29.75	-	55	59	51	55	M: J. Overcast	Fine	E	0.04						
6	T		9. 11.	- -76	29.755	57 56	44	50	40	45	M: J. Overcast	Fine	E							
7	T		9.15 11.	-80 -87	29.835	55	42	47	30	42.5	M: J. Overcast	Fair	E							
8	S		9.10 11.	-90 -96	29.93	54	43	40	40	44	M: J. Overcast	Fair	E							
9	M		9.10 11.20	-99 30.00	29.995	52	41	45	40	42.5	M: J. Overcast	Fair	E							
10	T		9.10 11.	29.99 -94	29.965	51	39	40	31	39.5	M: J. Clear	Fine	E							
11	W		9.15 10.40	-88 -86	29.87	-	44	52	40	46	M: J. Cirri	Very fine	E							
12	T		9.10 10.40	-88 -	29.88	-	47	50	36	43	M: J. Cirri	Fine	E							
13	T		9.20 11.30	- -89	29.88	-	45	47	43	45	M: J. Overcast	Fine	E							
14	T		9.15 10.40	-87 -83	29.85	-	46	51	44	47.5	M: J. Overcast	Fair	E							
15	S		9.15 10.40	-80 -76	29.78	-	44	40	42	45	M: J. Overcast	Fine	E							

Windsor dewed

1846	November	Days of the Week	Sun rises & sets Moon's age	Hour of Observation	Barometer	Mean of the Barometer	Thermometer in the vestibule	Thermometer at the hour of observation	on the port		Modification of the Clouds	General appearance of the Weather	Direction of the Wind	Rain	Miscellaneous Observations	Observations relating to Animals	Observations relating to Plants
16	M			9.15 10.40	29.76 -70	29.73	50 49	41		39	M.S. overcast	Fine	SE				
17	T			9.15 10.40	-58 -53	29.555	50 51	40	52	40	46	M.S. Cirri	Fair Rain	SW			
18	W			9.10 10.40	- -46	29.495	- 53	49	55	41	48	M.T. Cirri	Heavy dew Very fine	SW	0.01	Windows dewed on the outside	
19	T			9.10 11.	+44 -49	29.465	- 54	50	56	45	50.5	M.T. Clear. Cirrostrati	Very fine	SW			
20	F			9.15 11.	-73 -86 -15	29.113	- -	50	54	40	51	Overcast	High Wind-Rain	SE	0.06		
21	T			9.15 10.40	-30 -24	29.27	53 -	49	53	44	40.5	Cirri. Cirrostrati	Very fine	SW	0.08	Lightning in the evening	
22	S			9.15 10.30	-16 -33	29.245	52 51	44	40	40	44	Cirri - Strimbi	Fine Hail	SW NW			
23	M			9.15 11.	-44 -39	29.415	- 52	40		37		Overcast	Fair	SW SW	0.39		
24	T			9.15 11.30	-30 -39	29.345	53 55	54	57	45	51	Overcast	Rain Fair after	SW	0.09		
25	W			9.15 10.30	-34 -06	29.20	54 55	50	55	47	51	Overcast	Rain Wind	SW W	0.49		
26	T			9.15 11.20	28.99 -	28.99	54 53	47	50	43	46.5	Clear	Fine	SW W	0.26	See the river	
27	F			9.15 11.15	- 29.07	29.03	50 -	34	45	20	36.5	2.5 M.T. Fog	Fair	SW		Windows dewed	
28	T			9.15 11.	- -22	29.145	49 47	35	41	33	37	2.5 M.T. Cirri	Very fine	SW		Windows dewed	
29	S			9.15 10.40	-37 -44	29.405	46 43	29	38	23	30.5	2.5 M.T. Clear	White fog Very fine	SW		Windows dewed a small flock of geese flew over the back yard Sun 10 1/2.	
30	M			9.10 10.40	-40 -56	29.52	41 -	22	33	76	24.5	2.5 M.T. Clear	White fog Fair	SW SE		Windows iced Trees slightly thinned	
					30.00 28.99	29.567		65	16	45.33				1.42			

7846

December	Days of the Week	Sun rises & sets	Moon sets	Hour of Observation	Barometer	Mean of the Barometer	Thermometer in the vestibule	Thermometer at the height of observation	on the post Highest	Lowest	Mean temperature	Modification of the Clouds	General Appearance of the Weather	Direction of the Wind	Rain	Miscellaneous Observations	Observations relating to Animals	Observations relating to Plants
1	T			9.10 10.40	29.58 -32	29.435	40	28	33	26	295	M. S. Fog	Foggy white	SW NW		Windows deuced		
2	W			9.15 10.40	-15 -10	29.125	39	30	34	22	28	M. S. Cirri	White Foggy	T W		Windows deuced		
3	T			9.15 10.30	-24 -40	29.32	40	32	38	32	35	2. J. M. S. Cirri. Cumuli	Fine	N				
4	F			9.15 10.40	-44 -51	29.475	-	28	39	20	295	M. S. Cirri E. J.	White Fine	N		Windows deuced iced		
5	J			9.30 10.30	-60 -47	29.535	-	31	41	24	325	E. J. M. S. Cirri	White Very fine	T		Windows deuced		
6	S			9.20 10.30	-38 -45	29.415	-	33	39	30	345	E. J. M. S. Clear	Rain White Rain Very fine	N	0.10			
7	M			9.15 10.40	-52 -70	29.61	-	35	42	31	365	E. J. M. S. Cirri	Fine Shower	N				
8	T			9.15 10.40	-78 -79	29.705	-	37	44	34	39	M. S. Cirri	Fine	N	0.01			
9	W			9.15 10.30	-78 -72	29.75	-	41	45	36	405	M. S. Overcast	Rain	N				
10	T			9.15 10.30	-57 -30	29.435	-	40	44	30	41	M. S. Overcast	Rain	W	0.07			
11	F			9.15 10.30	- -	29.30	42	26		24		M. S. Cirri	a little snow on the ground	N	0.10	Windows deuced		
12	J			9.10 11.	- -38	29.34	-	30	35	22	285	M. S. Overcast	Fair Fast Snow	NE				
13	S			9.15 10.40	- -39	29.325	38	26	30	23	265	M. S. Overcast	Fine	W		a little snow still on the ground Windows deuced		
14	M			9.10 10.40	-30 -21	29.255	36	21	32	16	24	M. S. Clear	Mostly fine	NW		snow on the ground Windows deuced		
15	T			9.15 10.40	-16 -27	29.215	35	18	30	15	225	E. J. M. S. Clear	Fine	N		snow on the ground Windows iced		
16	W			9.15 11.	-34 -40	29.37	-	28	35	17	26	E. J. M. S. Clear 2. J.	Very fine	NW		snow on the ground		

1846		Sun rises & sets Moon age	Hour of Observation	Barometer	Mean of the Barometer	Thermometer in the vestibule	Thermometer at the height of observation	on the port		Mean temperature	Modification of the Clouds	General Appearance of the Weather	Direction of the Wind	Rain	Miscellaneous Observations	Observations relating to Animals	Observations relating to Plants
December	Days of the Week							Highest	Lowest								
17	T		9.15 11.	29.31 -50	29.405	37 -	34	35	23	29	M: T. Overcast Cirrostrati E. J.	a little snow has fallen Very fine	E 0.07			Last grapes	
18	F		9.15 10.45	-74 -70	29.72	- -	21	32	17	24.5	M: T. Clear Cirrostrati E. J.	Very fine	T		Snow still on the ground Winds now iced Light rain in the evening Very little snow left		
19	T		9.15 10.40	-54 -50	29.52	39 42	41	45	25	35	M: T. Overcast Rain		T 0.21			Last pears but three of a sort unfit for Medlars	
20	S		9.15 10.30	-46 -30	29.42	44	40	49	43	46	Overcast Cirrostrati	Fair	W 0.04				
21	M		9.15 10.40	28.94 -77	28.855		49	50	44	47	Overcast Cumuli nimbi	Wind & Rain Fine Showers	W 0.17				
22	T		9.15 11.30	- -70	28.775	46 47	33	40	27	33.5	M: S. Overcast E. J.	White Frost Fine	T 0.05	Windows deiced			
23	W		9.20 10.50	-40 -70	28.59	46 45	36	39	32	33.5	Overcast E. J.	Rain	W 0.22				
24	T		9.15 10.40	-80 29.07	28.975	- 44	32	34	30	32	M: T. Overcast E. J.	Snow Sleet	E 0.22		a little snow on the ground. Windows deiced		
25	F		9.15 10.40	-27 -64	29.455	42 41	29	33	26	29.5	M: T. Ciri E. J.	Very fine	N 0.22		a very little snow left Windows deiced		
26	T		9.15 10.40	-80 -80	29.84	40 -	24	36	19	27.5	M: T. Clear E. J.	White Frost Most beautiful	N 0.22		Windows iced		
27	S		9.15 10.30	-93 30.01	29.97	39 -	30	36	22	29	M: T. Ciri E. J.	White Frost Fine	N 0.22		Windows iced		
28	M		9.15 11.	- -00	30.005	38 39	25	35	22	28.5	M: T. Ciri E. J.	White Frost Sleet	T 0.22		Trees shined Windows iced		
29	T		9.15 11.	- -04	30.02	40 -	34	39	31	35	M: T. Ciri E. J.	Fine	T 0.22		Snow on the Hoxley hills.		
30	W		9.15 10.40	-07 -11	30.09	39 40	29	33	20	30.5	M: T. Overcast E. J.	Fair	T 0.22		Snow on the hills		
31	T		9.15 10.40	29.99 -90	29.945	38 -	18	31	15	23	M: T. Clear Ciri E. J.	White Frost Most beautiful	N 0.22		Windows iced		
				30.11 28.40	29.462		50	15	31.96					1.26			

1846	No of days on which Rain fell	Rain	Winds								Barometer				Thermometer					
			N	S	E	W	NE	SE	NW	SW	Mean Height	Highest	Lowest	Diff	Mean Temperature	Mean Highest	Mean Lowest	Diff or Max. var.		
Jan ^y	19	2.96	1	3	1	16	1	4	6	5	29.468	30.12	28.69	1.43	63	22	44.14	50.18	37.29	12.89
Feb	12	1.20	4	5	1	1	1	3	12	2	29.608	29.90	29.10	.80	62	21	43.80	50.04	37.57	12.47
* Mar	12	1.04	7	3		13	2		4	4	29.435	30.10	28.94	1.16	59	21	44.02	52.95	35.03	17.92
+ April	16	0.30 1.59	7	1	4	15	1	2	3	3	29.397	29.88	28.70	1.18	67	26	47.68	58.55	36.73	21.82
May	11	1.50	3	7	4	7	2	9	4	2	29.553	29.88	28.81	1.07	85	32	56.73	69.73	43.58	26.15
June	9	0.97	14	3	10	7	1	6	4	4	29.637	29.89	29.16	.73	95	41	65.98	81.83	50.13	31.70
* July	12	2.17	2	4	1	10			3	7	29.584	29.77	29.11	.66	95	43	65.75	78.70	53.00	25.70
+ Aug.	14	2.91	7	1	2	3	5	4	3	5	29.565	29.80	29.29	.51	91	44	64.04	75.41	52.80	22.61
Sept.	9	2.07	10		7	10	0	3	3	7	29.595	29.95	29.10	.85	84	36	60.81	72.37	49.00	23.37
Oct.	23	5.73	5	5	2	8	5	6	5	5	29.662	29.85	28.73	1.12	68	34	50.86	58.00	43.77	14.23
Nov.	8	1.42	5	5	9	3	3	5	5	9	29.567	30.00	28.99	1.01	65	16	45.33	51.00	39.56	11.44
Dec.	12	1.26	14	7	2	4	3	3	6	1	29.462	30.11	28.40	1.71	50	15	31.96	37.60	26.25	11.35
	157	25.20	79	44	43	97	32	45	58	54	29.544	30.12	28.60	1.52	95	15	51.75	61.36	42.05	

The Barometer & Thermometer are in the Vestibule. No corrections of any kind have been made in registering the Barometer. The Mean Temperature, mean highest & lowest have been calculated from observations made on Thermometers hung on a post 2 feet 6 inches from the grass, facing the North but in no way sheltered. The Rain was measured by Howard's Rain gauge, which was placed near the post on which the Thermometers hang about 6 inches from the ground. Little dependence can be placed on the account of the Winds owing to the situation of Cobham Lodge.

up to the 20th Left Cobham on 26th
in the bottle on the 1st Returned on 3^d

Left Cobham on 7th
returned on 17th

Left Cobham on 5th
returned on 12th

1847	January	Days of the Week	Barometer	Mean of the Barometer	Thermometer in the vestibule	Thermometer at the hour of observation	Highest	Lowest	Mean temperature	Modification of the Clouds	General Appearance of the Weather	Direction of the Wind	Rain	Miscellaneous Observations	Observations relating to Animals	Observations relating to Plants
1	F		9.15 - 29.90 10.40 - 75	29.825	30	28	34	23	28.5	M. J. Fog	White Frost	E		Snow on Horsley hills		
2	T		9.20 - 60 10.40 - 49	29.545	39	33	34	28	31	M. J. Overcast	Fair Snow	E		Snow on hills		
3	S		9.15 - 38 10.40 - 33	29.355	-	29	34	23	28.5	M. J. Ciri	Fine Frost. hail & rain	E		Snow on hills a little on the ground		
4	M		9.15 - 40 10.40 - 42	29.41	40	40	43	32	37.5	M. J. Overcast	Fair Rain	E	0.09	Windows dewed on the outside		
5	T		9.15 - 45 10.40 - 53	29.49	43	43	47	40	43.5	M. J. Overcast	Fine	E	0.01			
6	W		9.15 - 57 10.40 - 60	29.625	-	42	45	37	41	M. J. Fog	Fog	E				
7	T		9.15 - - 10.40 - -	29.60	-	41	45	40	42.5	M. J. Foggy	Foggy Rain	T	0.04			
8	F		9.15 - - 11.45 - 00	29.74	47	38	40	30	39	Overcast	Fair	E	0.01			
9	T		9.20 - 05 11.15 - 00	29.45	46	36	36	34	35	2. J. M. J. Overcast	Fair	E				
10	S		9.15 - - 10.40 - 03	29.055	44	32	35	27	31	2. J. M. J. Overcast	Fair	E		Windows dewed		
11	M		9.15 - 70 10.30 - 70	29.74	42	26		22		M. J. Clear	White Frost Very fine	E		Windows dewed		
12	T		9.10 - 67 10.40 - 55	29.61	40	32	38	22	30	2. J. M. J. Overcast	Very fine a little snow	E				
13	W		9.15 - 50 10.40 - 52	29.51	-	33	42	27	34.5	2. J. M. J. Overcast	Foggy Fine	N	0.04	a very little snow on the ground.		
14	T		9.10 - 50 10.40 - 64	29.61	41	27	42	22	32	2. J. M. J. Foggy	White frost Very fine	E		Windows iced		
15	F		9.15 - - 10.40 - -	29.64	40	25	41	20	30.5	2. J. M. J. Foggy	White frost Fine	N		Windows iced		
16	T		9.15 - 63 10.40 - 66	29.645	40	25	35	22	28.5	2. J. M. J. Fog	White Frost	E		Windows iced		

1847 January	Days of the Week	Sun rises at City	Moon's age	Hour of Observation	Barometer	Mean of the Barometer	Thermometer in the vestibule	Thermometer at the hour of observation	Highest	Lowest	Mean temperature	Modification of the Clouds	General appearance of the Weather	Direction of the Wind	Rain	Miscellaneous Observations	Observations relating to Animals	Observations relating to Plants
17	S			9.15 10.40	29.69 -72	29.705	30 -	28	32	26	29	N. S. Overcast	Fair	E NE				
18	M			9.15 10.40	-70 -	29.70	- 39	28	32			E. S. N. S. Overcast	Fine Plumose Cum	E				
19	T			9.15 10.40	- -	29.70	-	30	33	29	31	N. S. Overcast	Fair	NW				
20	W			9.15 11.	-69 -60	29.645	- 40	30	37	20	32.5	N. S. Foggy	Foggy Fair	E SW				
21	T			9.20 11.	-55 -45	29.50	- 41	34	37	29	33	N. S. Overcast	Snow Rain	E E	0.03	a little snow on the ground	Heard a woodpecker	
22	F			9.20 11.20	- -40	29.425	- 42	37	46	32	39	N. S. Foggy	Fair foggy	SW	0.20			
23	J			9.20 11.	-33 -31	29.32	41 44	34	46	27	36.5	N. S. Overcast	Very fine	SW		Singing beams about 11.30		
24	S			9.15 10.40	-15 28.94	29.063	45 44	42	40	34	41	Cirri	Windy Rain	J	0.04			
25	M			9.15 10.15	-01 -07	29.04	45 47	38	46			Clear Cirri	Fine, windy	SW	0.32			
26	T			9.20 10.40	-10 28.99	29.045	- 40	42	51	36	43.5	Clear Cirri	Fine	W	0.10			
27	W			9.20 10.30	29.08 -00	29.04	- 49	45	57	41	49	N. S. Cirri	High wind in night	SW	0.10			
28	T			9.20 10.30	28.75 29.00	28.875	- 48	45	47	40	43.5	Cirri Nimbus	Fair Windy	W	0.27			
29	F			9.15 10.30	- -00	29.04	-	30	44	33	38.5	Clear Cirri Cumuli	High wind 2d day	NW	0.04	Saw a female flag beetle	Heleborus niger	
30	J			9.15 10.20	-16 -22	29.19	45 46	32	47	24	35.5	N. S. Clear	White frost	W		Windows dewed	Partridges going about in pairs	Eranthis hyemalis
31	S			9.20 10.15	-25 -29	29.27	46 44	37	41	33	37.5	E. S. N. S. Overcast	Very fine	N NE	0.04	Windows dewed Horsley hills looked blue		Snow drop. Tussilago Huts.
					29.90 28.75	29.467		57	22	35.80					1.33			

1847 February	Days of the Week	Sun rises & sets Moon sets	Hour of Observation	Barometer	Mean of the barometer	Thermometer in the vestibule	Thermometer at the hour of observation	on the port		Mean temperature	Modification of the Clouds	General Appearance of the Weather	Direction of the Wind	Rain	Miscellaneous Observations	Observations relating to Animals	Observations relating to Plants
								Highest	Lowest								
1	M		9.15 10.40	29.29 -39	29.34	43 42	33	36	23	29.5	M: J. Overcast	Foggy	E		Windows deiced		
2	T		9.15 10.40	-42 -44	29.43	41	34	37	26	31.5	E. J. M: J. Cirri	Thick	W		a little snow on the ground		
3	W		9.15 10.40	-45 -64	29.545	-	33	36	29	32.5	M: J. Overcast	Fair	W E		Snow nearly an inch deep on the port		
4	T		9.20 10.40	-70 -76	29.73	-	32	38	30	34	E. J. M: J. Cirri	Fine	W	0.08	Snow in spots on the hills		
5	F		9.20 10.40	- -62	29.69	-	33		26		E. J. M: J. Overcast	Fair	NW				
6	T		9.20 10.30	-38 -21	29.295	43 45	45	51	32	41.5	E. J. M: J. Cirri	Fine	W				
7	S		9.20 10.40	-22 -14	29.18	44 42	34	41	31	36	M: J. Overcast	Thick	W E	0.03			First Sea Kale
8	M		9.15 10.40	-30 -05	29.175	39 40	23	32	13	22.5	M: J. Overcast	Thick	W		Windows iced Snow on the ground		
9	T		9.15 10.40	- -09	29.07	38	22	31	14	23	M: J. Cirri	Very fine	NW		Windows iced Snow 3 inches deep on the port & on the ground		
10	W		9.15 10.40	-16 -23	29.195	37	24	33	16	24.5	M: J. Clear Plumose	Fine	W		Windows iced		
11	T		9.15 10.40	-34 -49	29.415	-	30	41	22	31.5	M: J. Overcast	Fine	W				
12	F		9.15 10.40	- -50	29.495	34 36	12	35	3	19	E. J. M: J. Clear Cirri Cirrostratus	Fine	W		Windows iced Trees shined		
13	T		9.20 10.40	-62 -	29.62	-	20	35	13	24	E. J. M: J. Fog	Fine	NW		Windows iced		
14	S		9.15 10.40	-34 -30	29.32	38 40	41	47	21	34	E. J. Overcast	Rain	W	0.75	Windows deiced in the entrance on the outside		

1847	February	Days of the Week	Sun rises & sets	Moon's age	Hour of Observation	Barometer	Mean of the Barometer	Thermometer in the Vestibule	Thermometer at the hour of observation	on the post		Modification of the Clouds	General Appearance of the Weather	Direction of the Wind	Rain	Miscellaneous Observations	Observations relating to Animals	Observations relating to Plants
15	M		9.15	29.21	29.235	42	45	53	43	48	Overcast	Rain. Fine High Wind	W	0.15	Windows of the entrance deiced on the outside a few small patches of snow left.	High flood - water over the road by Mrs Curries		
16	T		9.15	-44	29.36	44	41		37		M:O. Overcast	Rain	TW	0.14				
17	W		9.15	-52	29.55	47	47	55	41	48	Clear. Cumuli Cirrostrati	Very fine. Wind - calm	W	0.19				
18	T		9.15	-	29.515	50	50	53	46	49.5	Overcast	High Wind. Rain	W	0.01			Crocus	
19	F		9.15	-55	29.675	50	44	49	41	45	M:J. Cumuli	Very fine	W	0.03			Leucogon vernum	
20	T		9.20	-	29.815	40	44	51	36	43.5	Overcast	Fine	W					
21	S		9.20	-	29.85	-	47	50	40	45	Overcast	Fair	W					
22	M		9.15	-	29.87	49	48	49	42	45.5	Overcast	Fair	TW					
23	T		9.15	-	29.845	-	43	46	42	44	2. J. M:J. Cirri	Fine	E			Saw a <i>Desmognathus punctatus</i> . Common smooth newt, on one of the rocks by the pond in the garden.		
24	W		9.15	-	29.79	46	34	44	24	34	M:J. Clear	White Frost Very fine	E		Windows deiced			
25	T		9.10	-	29.73	44	32	42	25	33.5	2. J. M:J. Cirri	White Frost Fine	E		Windows deiced			
26	F		9.10	-	29.70	42	33	43	20	31.5	2. J. M:J. Cirri	White Frost Fine	E		Windows deiced			
27	T		9.15	-	29.70	-	30	35	21	28	2. J. Overcast.	Snow Fine	E		a sprinkling of snow			
28	S		9.10	-75	29.765	-	32	40	26	33	2. J. M:J. Cirri	Fine	E					
			11.30	-78		-					2. J.							
			29.07	29.05	29.535					55	3	35.07		7.20				

1847 March	Days of the Week	Time rises & sets Morns age	Hour of Observation	Barometer	Mean of the Barometer	Thermometer in the vestibule	Thermometer at the hour of observation	Highest	Lowest	Mean temperature	Modifications of the Clouds	General appearance of the weather	Direction of the Wind	Rain	Miscellaneous Observations	Observations relating to Animals	Observations relating to Plants
1	M		9.10 10.40	29.83 -90	29.865	40	37		32		N. S. Foggy	Fair	E				
2	T		9.15 11.30	-98 30.03	30.015		39	40	30	39	N. S. Overcast	Fair	E				
3	W		9.20 11.15	- -	30.03	42	40	41	37	39	E. S. N. S. Overcast	Fine	E			Large gnats in the Flower Garden	
4	T		9.20 11.	- 29.94	29.985	43	35	44	23	33.5	E. S. N. S. Overcast	Fair Rain	E				
5	F		9.20 10.40	-86 -84	29.85	44 43	42	42	34	38	N. S. Overcast	Fair	E	0.02			
6	S		9.20 10.40	-79 -70	29.745	42 43	36		34		N. S. Overcast	Fair	E				
7	S		9.20 10.40	-61 -69	29.65	44	40	46	31	38.5	E. S. Overcast	Rain - Fair	E	0.03			
8	M		9.20 10.40	- -	29.69	45	42	50	33	41.5	E. S. Overcast	Rain Fine	E	0.06			
9	T		9.20 10.40	-62 -	29.62	44	39	47	35	41	N. S. Overcast	Fair - Fair a little rain	E				
10	W		9.15 10.40	-59 -71	29.65	43 42	33	39	24	31.5	N. S. Overcast	Snow shower	E		sprinkling of snow on the ground		
11	T		9.15 10.40	-80 -76	29.70	40	25		12		N. S. Clear Cumuli.	Very fine Snow	E	0.02	Snow on the ground Windows iced		
12	F		9.15 11.15	-65 -69	29.67	42	39	49	26	37.5	N. S. Ciri	Fine	E	0.04	Snow on the ground burying beans 3 1/2		
13	T		9.20 11.15	-72 -80	29.80	43	40	40	27	37.5	N. S. Ciri	Fine	E		Snow all gone burying beans 3 1/2		
14	S		9.15 10.30	- -	29.80	45	44	52	27	39.5	Clear. Ciri Cumuli. Cirro- Strati. Pluvial E. S.	most beautiful	E			Viola odorata	
15	M		9.15 11.	-80 -85	29.725	47	43	54	31	42.5	N. S. Clear	Very fine windy	E			Aubrietia deltoidea	
16	T		9.15 10.40	-56 -47	29.515	50	40	50	30	40	N. S. Ciri S. S.	most beautiful	E			Anemone stellata	

[illegible]

1847	April	Days of the Week	Thermometer at 12 o'clock	Hour of Observation	Barometer	Mean of the Barometer	Thermometer in the shade	Thermometer at the height of observation	on the point	Highest	Lowest	Mean Temperature	Modification of the Clouds	General Appearance of the Weather	Direction of the Wind	Rain	Miscellaneous Observations	Observations relating to Animals	Observations relating to Plants
1	T		9.10	10.40	29.14 - 05	29.095	46	40	40	24	36		M. J. Overcast	Thunder & rain	W				<i>Schizanthus podaria</i>
2	F		9.10	10.30	28.99 - 09	28.983	45	34	45	23	34		M. J. Cirri Cumuli	Very fine	W	0.11			<i>Draba collina</i> First French beans
3	T		9.10	10.40	29.05 - 13	29.09	44	39	46	26	36		Clear Cumuli	Fair	W				<i>Corydalis bulbosa</i>
4	S		9.10	10.40	- 33	29.365	46	44	51	30	40.5		Clear. Cirri Cumuli	Very fine	W	0.01			<i>Narcissus odorus</i> <i>Polygala chamaemorus</i>
5	M		9.15	10.40	- 30	29.345	47	49	56	41	48.5		Overcast	Fine	W				<i>Narcissus moschatellus</i> <i>Corydalis bulbosa</i>
6	T		9.20	10.40	- 49	29.44	48	47	56	30	47		Clear. Cirri	Fair	W				<i>Narcissus calathiflorus</i> Daisy from Naples
7	W		9.15	10.40	- 40	29.485	51	51	57	45	51		Overcast	Fair	W	0.04			<i>Narcissus orientalis</i> <i>Thlaspi alliaceum</i> <i>Scandix brachycarpa</i>
8	T		9.15	10.40	- 33	29.29	53	53	61	43	52		Cirri.	Rain	W	0.07			Small double daisy First rhubarb
9	F		9.15	10.40	- 34	29.38	52	47	54	32	43		Cirri. Cumuli	Fine	W				<i>Coronilla alba</i> <i>Anemone hepatica</i> scarlet.
10	T		9.15	11.	- 49	29.495	51	48	57	37	47		Clear. Cumuli	Fine	W				<i>Waldsteinia geoides</i> <i>Leucogonum pulchellum</i> <i>Omphalodes serra</i>
11	S		9.15	10.40	- 50	29.50	50	51		32			Overcast	Rain	W				<i>Potentilla alpin</i> <i>Fussilago saxifraga</i> <i>Narcissus inconsp</i>
12	M		9.15	10.40	- 40	29.39	55	56	64	45	54.5		Overcast	Fine	W	0.12			<i>Viola hirta</i> <i>Sanguinaria canad</i>
13	T		9.15	10.40	- 48	29.505	53	41	50				Foggy	Rain	W	0.10			Pears. <i>Anemone apen.</i> <i>Berberis</i>
14	W		9.15	10.40	- 54	29.535	51	42	51	35	43		M. J. Cumuli	Fine	W				<i>Narcissus Macha</i>
15	T		9.15	10.40	- 56	29.55	49	42	50	32	41		Clear. Cumuli	Shower & hail	W				<i>Helleborus viridis</i> <i>Helleborus</i>

1847	April	Days of the Week	Sun rises & sets	Moon's age	Hour of Observation	Barometer	Mean of the Barometer	Thermometer in the Vestibule	Thermometer at the hour of observation	on the foot		Mean Temperature	Modification of the Clouds	General Appearance of the Weather	First of the Rain	Miscellaneous Observations	Observations relating to Animals	Observations relating to Plants				
16	Th				9.15	29.56	29.575	47	43	51	23	37	Clear Cumuli Fine		SE	0.02	Diverging beams about 3	I thought I heard a nightingale	Pachysandra procumbens - First Strawberry & Cucumber			
17	F				9.15	-48	29.46	46	40	57	22	39.5	M. S. Cirro cum White Frost		SE		Cuckoo heard	Lamium maculatum - Crocus				
18	S				9.20	-48	29.40	46	47	53	21	37	Clear Cumuli Very fine		SE		Diverging beams about 4	Heard Pe. the Partridge bird	Starch hyacinth - Corydalis capnoides			
19	M				9.15	-42	29.42	-	49	57	33	45	Clear Cumuli Fine		W		Diverging beams about 4		Scilla italica - Ranunculus garganensis			
20	T				9.15	-48	29.51	-	40	60	30	45	M. S. Fog Cumuli		W	0.07	Diverging beams about 5		Scilla italica - Ranunculus garganensis			
21	W				9.15	-56	29.575	-	40	54	33	43.5	M. S. Cumuli Fine		SE	0.01	Diverging beams about 3	nightingale heard	Scilla italica - Ranunculus garganensis			
22	T				9.10	-64	29.64	-	49	60	34	47	Clear Cumuli Fair		SE		Diverging beams about 5		Scilla italica - Ranunculus garganensis			
23	F				9.15	-	29.625	51	52	62	27	44.5	Cirri Fair		SE				Scilla italica - Ranunculus garganensis			
24	F				9.15	-	29.615	51	52	64	32	48	Cirri Fair		SE		Diverging beams about 4 1/2		Scilla italica - Ranunculus garganensis			
25	T				9.10	-	29.60	52	49	62	30	46	M. S. Overcast Very fine		W				Scilla italica - Ranunculus garganensis			
26	M				9.10	-47	29.47	53	40	57	36	46.5	Overcast Rain		W				Scilla italica - Ranunculus garganensis			
27	T				9.15	-33	29.36	56	54	60	43	51.5	Clear Cumuli Windy		W	0.12			Scilla italica - Ranunculus garganensis			
28	W				9.10	-	29.34	55	56	60	43	51.5	Cirri Fine		W	0.04			Scilla italica - Ranunculus garganensis			
29	T				9.15	-20	29.24	55	53	60	38	49	Cumuli Hail		W				Scilla italica - Ranunculus garganensis			
30	F				9.15	-30	29.38	54	54	61	38	49.5	Clear Cirri		W	0.72			First Asparagus			
						29.64	29.424							64	21	44.78						
						28.97												7.43				

[illegible]

1847 May.	Days of the Week	Time ripest of the Month age	Hour of Observation	Barometer	Mean of the Barometer	Thermometer in the Vestibule	Thermometer at the hour of Observation	Highest on the post	Lowest	Mean temperat	Modification of the Clouds	General Appearance of the Weather	Direction of the Rain Wind	Miscellaneous Observations	Observations relating to Animals	Observations relating to Plants
17	M															
18	T															First New Potatoes
19	W															
20	T															
21	F															
22	T															
23	S															
24	M															
25	T															
26	W															
27	T															
28	F															
29	T															
30	S															First Peas.
31	M															

29.49
29.28

29.375

7.45 Since May 3
Kept in a bottle

1.68

1847 June	Days of the Week.	Time rises & sets Moon's age	Hour of Observation	Barometer	Mean of the Barometer	Thermometer in the Vestibule	Thermometer at the hour of Observation	Highest on the post	Lowest	Mean Temperat.	Modification of the Clouds	General Appearance of the Weather	Direction of the Rain	Miscellaneous Observations	Observations relating to Animals	Observations relating to Plants.
1	T															
2	W															
3	T															
4	F															
5	T															
6	S															
7	M															
8	T															
9	W															
10	T															
11	F		11.30	29.62		59		34			lowest during my absence					
12	T		9.15	-	29.405	59	62				Clear. Cumuli not beautiful					
			11.30	35		60					E.S.					
13	S		9.15	46	29.395	-	62	53			Overcast Cloudy	W				
			11	-33		61										
14	M		9.15	-28	29.26	60	58	54			Overcast Rain	W 0.03				
			11.	-24		62					Nimbi					
15	T		9.15	-	29.33	61	57	46			Overcast	Ther. 0.30				
			11.20	-42		60					Nimbi					

First Strawberries.

At Cotham Park during my absence
lowest May 5 - 31
highest - 28 - 84
.39. in the bottle
this morning.

1847 June	Days of the Week	Time of Observation	Barometer	Mean of the Barometer	Thermometer in the Ventilate	Thermometer at the hour of observation	on the port		Mean temperat.	Modification of the Clouds	General Appearance of the Weather	Direction of the Rain Wind	Miscellaneous Observations	Observations relating to Animals	Observations relating to Plants
16	W	9.15 11.30	29.42 -29	29.355	59 -	53		45		Nimbi Cumuli Cumulostrati	Shower	W 0.00			
17	T	9.15 10.40	- -	29.29	- 61	63		40		Cumuli Nimbi	Fine Shower	W 0.12			
18	F	9.15 11.15	- -44	29.365	60 59	50	73	50	615	Cirri Nimbi	Shower Thunder	NW 0.10			
19	T	9.15 10.40	-50 -59	29.545	60 63	63	73	45	59	Clear. Cirri	Very fine	N 0.07	Diverging beams between 5 & 6 P		First Beant
20	S	9.15 10.40	- -	29.59	61 63	59	72	40	60	Overcast	Rain Fair	NW			
21	M	9.15 11.15	-50 -45	29.475	62 -	61	60	54	61	Overcast	Fine Shower	W 0.01 SW			
22	T	9.15 10.30	-40 -37	29.385	61 -	62	69	40	585	Clear. Cumuli Cirri Cirri	Shower Very fine	SW 0.01	Thunder heard		
23	W	9.15 10.40	- -34	29.355	60 61	63	67	42	545	Clear. Cumuli Nimbi	Shower Very fine	SW			
24	T	9.15 11.20	- -32	29.33	-	61	60	40	50	Cumuli Cirri	Shower Fine	SW 0.23			
25	F	9.15 11.	- -47	29.345	- 63	62	71	52	615	Overcast Nimbi	Rain	SW 0.01			
26	T	9.15 11.	-60 -70	29.69	62 63	70	73	47	60	Clear Cirri. Cirri	Fine	SW 0.01			
27	S	9.15 11.	-80 -84	29.82	62 66	61	75	50	625	Overcast	Very fine	NW	Diverging beams at 5 P		First Artichokes
28	M	9.15 11.15	- -	29.84	65 68	72	79	50	645	Cirri Circumcunati S. J.	Fine	NE	Diverging beams		
29	T	9.15 11.20	- -	29.84	65 66	70	75	53	64	M: S. overcast S. J.	Very fine	NE			
30	W	9.15 11.30	- -	29.84	65 66	65	74	53	635	Clear. Cirri Cumuli S. J.	Very fine	NE			
			29.84 29.24	29.501			79	42	60-65						
													7.30		

1847 July.	Days of the Week	Turn sides of sets horns age	Hour of Observation	Barometer	Mean of the Barometer	Thermometer in the vestibule	Thermometer at the head of the observation	on the post Highest	Lowest	Mean temperat	Modification of the Clouds	General appear- ance of the Weather	Direction of the Wind	Rain	Miscellaneous Observations	Observations relating to Animals	Observations relating to Plants
1	T		9.15 10.45	29.84 - .86	29.85	63 64	63	77	53	65	Ciri	Very fine	NE				
2	F		9.15 11.30	- - .83	29.845	62 63	50	66	53	59.5	overcast	Fair	NE				
3	T		9.15	- .79		62	60		50		M.S. Overcast	Fine	E				
4	S		11.15	- .62		63		81				Very fine	NE				
5	M		9.15 11.15	- - .58	29.60	64 66	72	91	42	66.5	Clear	Very fine	T				
6	T		9.15 11.15	- - .53	29.555	- 69	74	80	53	70.5	Clear-Cumuli Shower	Very fine Fair	W				First Raspberries
7	W		9.15 11.20	- .45 - .52	29.485	- 67	72	74	57	65.5	overcast	Fine Shower	W	0.07			
8	T		9.15 11.15	- - .58	29.55	65 68	65	77	52	64.5	overcast	Rain Fine	W	0.01			
9	F		9.15 11.20	- .64 - .71	29.675	66 67	70	77	51	64	Ciri	Fine	W	0.01			
10	T		9.15 11.15	- .74 - .75	29.745	66 68	67	70	50	68	overcast	Fine	W				
11	S		9.15 11.15	- - .76	29.755	69 -	76	82	50	70	overcast	Very fine	W				
12	M		9.15 11.20	- .78 - .79	29.785	70 -	82	88	55	71.5	Clear-Cumuli	Very fine	W				
13	T		9.15 11.30	- .80 -	29.80	72 71	85	93	54	73.5	Clear-Cumuli	Most beautiful	W				
14	W		9.15 11	- - .78	29.79	73 -	85	93	56	74.5	Clear	Most beautiful	W				
15	T		9.20 11	- - .72	29.75	- 72	77	93	57	75	E.S. Clear	Most beautiful	E				
16	F		9.20 11	- - .70	29.71	- 71	78	89	55	72	Clear	Very fine Fair Most beautiful	E				Yellow petals on the Elm

Mrs. Karahayley of the
I. having had the
bushes lately

<i>July</i>	<i>Days of the Week</i>	<i>Sun rises & sets Moon stage</i>	<i>Hour of Observation</i>	<i>Barometer</i>	<i>Mean Barometer</i>	<i>Thermometer in the Vestibule</i>	<i>Thermometer at the hour of observation</i>	<i>Highest on the post</i>	<i>Lowest</i>	<i>Mean temperature</i>	<i>Modification of the Clouds</i>	<i>General Appearance of the Weather</i>	<i>Direction of Wind</i>	<i>Rain</i>	<i>Miscellaneous Observations</i>	<i>Observations relating to Animals</i>	<i>Observations relating to Plants</i>
17	T		9-20 11-15	29.70 -63	29.645	67	58	71			Overcast	Thunder light rain	E	0.86			
18	S		9-10 11-15	-64	29.64	65	63	74	57	65.5	overcast	Fine	E	0.40			
19	M		9. 11-20	-62 -58	29.60	- 66	66	68	47	57.5	overcast	Rain Fair	N	0.01			
20	T		9-20 11-15	-54 -55	29.545	65 67	60	61	50	65.5	overcast	Fog Fine	N	0.06			
21	W		9-15 11-20	-- -61	29.50	66 67	63	70	56	67	overcast	Fine	W				
22	T		9-15 11-20	-64 -70	29.71	- 65	64	73	58	65.5	overcast	Rain	W	0.01			
23	F		9-15 11-15	-80 -82	29.81	- 66	66	74	43	58.5	Clear Ciri S.J.	Beautiful	NW	0.04			
24	J		9-15 11.	-78 -68	29.73	64	60	79	42	60.5	Clear Ciri	Foggy Fair	E				
25	S		9-10 11.	-60 -58	29.59	63	62	69	52	60.5	M.T. Overcast	Rain Fine	N	0.01			
26	M		9-10 11.	-- -70	29.64	64	67		45			Fine	NE		Little webs on the grass		
27	T		11-15	-70		65	68	80				Very fine	NW				
28	W		9-15 11.	-69 --	29.69	- 67	71	77	43	60	Ciri	Fine	"			Goat sucker heard by H.H. Tuby	
29	T		9. 11.	-- --	29.69	- 69	72	80	57	72.5	Ciri	most beautiful	"				
30	F		9-10 11.	-- -65	29.67	- 68	69		52		overcast	Very fine	NW				
31	J		11.	-66		69		41			Ciri S.J.	most beautiful	NW				
				29.86 29.45	29.683	93 41 66.37				1.40							

1849 August.	Days of the Week	Sun rises L sets Moon age	Hour of Observation	Barometer	Mean of the Barometer	Thermometer in the vestibule	Thermometer at the hour of Observation	on the post		Mean Temperature	Modification of the Clouds	General Appearance of the Weather	Direction of the Wind	Rain	Miscellaneous Observations	Observations relating to Animals	Observations relating to Plants
1	S		9.15 11.	29.66 -62	29.64	69	79	84	49	66.5	Clear	Most beautiful	W W E				
2	M		11.	-56		66		88				Very fine	W W				
3	T		9.15 11.	-62 -60	29.61	65	68	77	44	60.5	Cumuli cirrostrati	Very fine	W				First apricots
4	W		9.10 11.	- -47	29.535	63 65	72	76	36	56	Cirri	Fine	J.		Semi circle above the sun about 5.		
5	T		9.15 11.	-30 -25	29.315	- 66	65	74	52	65	Overcast	Thunders	W				
6	F		9.15 11.	-21 -40	29.305	64 65	61	70	53	61.5	Overcast	Fine	W	0.31			
7	T		9.15 11.30	-43 -42	29.425	- 66	67	74	40	61	Cirri.	Fine Thunders	W				
8	S		9.15 10.30	- -43	29.425	64 -	65	73	49	61	Cirri	Fine Thunder Thunders	W W				
9	M		9.15 12.	- -50	29.465	62 64	61	60	40	58	Cirri	Fair	W	0.15			
10	T		9.15 10.30	- -56	29.53	62 63	61		46		Overcast	Rain	W				
11	W		9.15 11.15	-67 -71	29.69	- 66	67	70	51	64.5	Cirri	Very fine	W	0.03			
12	T		9.15 10.30	- -70	29.705	67 69	75	84	64	74	Cirri	Most beautiful	W				
13	F		9.15 11.	-77 -86	29.815	67 69	67	84	56	70	Clear. Cirri	Very fine	W				
14	T		9.15 10.40	- -87	29.865	66 67	64	77	43	60	Cumuli	Most beautiful	W				
15	S		9.15 10.45	- -80	29.835	66 67	65	79	54	66.5	Overcast	Foggy Fine Lightning at night	W				
16	M		9.15 10.45	-72 -71	29.715	66 -	58		55		Overcast	Rain Lightning	W	0.16			

1847
AugustDays of the
WeekSun rises
& sets
Moon's ageHour of
Observation

Barometer

Altimeter
of the
BarometerThermometer
in the
vestibuleThermometer
at the hour of
Observationon the
Highest

Lowest

Mean
temperatModification
of the
CloudsGeneral
Appearance
of the
WeatherDirection
of the
Wind

Rain

Miscellaneous
ObservationsObservations
relating to
AnimalsObservations
relating to
Plants

17

T

9.20

29.70

66

64

58

overcast.

Rain
Fair

N

0.01

18

W

9.15

29.71

66

62

59

overcast

Rain
Fair

N

0.04

Diverging beams
about 45°

19

T

9.20

29.71

67

66

60

overcast

Heavy shower
Fair

N

0.15

Tow at Miss Page's
what I suspect was
a locust.

20

F

9.15

29.615

66

63

70

56

overcast

Foggy
Fair

N

0.15

21

S

9.15

29.535

65

69

82

46

S. J.
M. J. Clear

Most beautiful

W

Little webs on the
grass

22

T

9.15

29.305

63

65

55

overcast

Rain

W

0.01

23

M

9.15

29.59

61

53

83

42

525

overcast

Fair

N

0.07

24

T

9.10

29.69

60

56

64

45

545

Cirri

Fair

N

First Mushroom

25

W

9.15

29.70

61

63

74

45

595

Clear. Cirri.

Very fine

N

Little webs on the
grass

26

T

9.15

29.76

62

66

73

45

59

M. J. Cirri

Fair

N

Little webs on the
grass

27

F

9.15

29.83

63

72

70

43

605

S. J.
Cirri. Cumuli

Fine

N

Little webs on the
grass

28

T

9.15

29.86

64

71

83

45

62

Clear. Cumuli

Fine

N

Little webs on the
grass

29

S

9.15

29.775

64

60

76

55

655

Cirri. Cumuli

Rain
Fine
Shower

N

Diverging beams
about 45°

30

M

9.10

29.695

63

60

75

43

59

Clear. Cirri

Fair

N

Little webs on the
grass

31

T

9.15

29.62

63

61

55

overcast

Fair

N

First Peaches

29.80
29.21

29.635

88 36 62.00

1.02

1847
September

September	Days of the Week	Sun rises & sets Moon's age	Hour of Observation	Barometer	Mean of the Barometer	Thermometer in the shade	Thermometer at the foot of observation	on the post		Mean temperature	Modification of the Clouds	General Appearance of the Weather	Direction of the Wind	Rain	Miscellaneous Observations	Observations relating to Animals	Observations relating to Plants
								Highest	Lowest								
1	W		9.15 10.40	29.59 -44	29.515	63 -	61	61	42	515	Clear. Cumuli Cim	Fair Showers	W N		Little rabs on the grass.		
2	T		9.15 11.20	- -60	29.52	61 -	57	60	43	515	Overcast	Fine windy	N				
3	F		9.15 11.15	- -45	29.525	59 60	53	57	39	48	Overcast	Rain Fair	W N	0.01			
4	T		9.15 10.50	-48 -52	29.50	58 59	54		43		Clear. Cumuli	Fine	N	0.03		First grapes from second house	
5	S		9.15 11.	- -53	29.525	57 -	57	57	36	445	Clear Nimbi	Fine Showers	W N				
6	M		9.15 11.15	- -57	29.55	56 58	54		38		Cumuli	Fine	N	0.02		First Nectarines	
7	T		9.15 11.	-59 -54	29.545	56 59	57		35		Clear. Cim	Fair Rain	N W		Ice in Cassins Sink. Dahlia touched		
8	W		9.15 11.	-50 -61	29.555	- 61	61		53		Overcast Nimbus S. J	Fine Hail Showers	N	0.10			
9	T		9.15 11.	-66 -70	29.68	59 62	58		39		Cim	Fine	W	0.33			
10	F		9.20 11.20	- -	29.70	61 63	61		48		Clear. Cim Cumuli	Very fine	W				
11	T		9.20 10.40	- -68	29.69	61 63	61		44		Clear	most beautiful	W				
12	S		9.20 10.45	-62 -53	29.585	62 62	60		46		Cim	Fair	W				
13	M		9.15 11.	-48 -	29.48		62		58		overcast	Rain	W				
14	T		9.15 11.15	-50 -54	29.52	61 -	53	63	41	52	Clear. Cumuli	Very fine	W	0.17			
15	W		9.15 10.40	- -44	29.49	59 -	55	64	43	535	Overcast	Showers Rain Wind	N				

7847	September	Days of the Week	Time rises & sets Moon's age	Hour of Observation	Barometer	Mean of the Barometer	Thermometer in the shade	Thermometer at the horizon	on the foot	Highest	Lowest	Mean Temperature	Modification of the Clouds	General Appearance of the Weather	Direction of the Wind	Rain	Miscellaneous Observations	Observations relating to Animals	Observations relating to Plants		
16	T			9.15 11.15	29.16 -23	29.195	60 54	61	60	50	59		Clear. Cirri	Wind Fair	W	0.16			First Cherry Tomatoes		
17	F			9.15 11.15	-24 -10	29.17	60	54	61				Overcast	Rain	W						
18	T			9.15 10.50	-16 -46	29.31	58	49	58	43	50.5		Clear. Cirri	Thunder Fine	NW	0.10					
19	S			9.15 11.	-59 -50	29.545	56	52	61	39	50		Cirrostrati Nimbi	Fine Rain	W	0.01					
20	M			9.15 10.40	-42 -62	29.52	59	56	64	47	55.5		Clear. Cirri Cumuli Nimbi	Fine Shower	NW	0.46					
21	T			9.15 11.20	-70 --	29.70	57 59	54		37			Overcast	Rain	W SE	0.01					
22	W			9.15 11.	-- -69	29.695	-- 61	62	69	53	61		Overcast	Not beautiful	W NW	0.12			First Melon		
23	T			9.15 11.	-67 -64	29.655	--	62	66	49	57		Cirri	Fair	W N						
24	F			9.15 11.15	-72 -79	29.755	62	59	37	47	42		N. S. Overcast	Heavy dew Fine	N		Little webs on the grass				
25	T			9.15 11.	-72 -64	29.68	59 61	53	64	36	50		E. S. Clear. Cirri Nimbi	Fine Shower	W		Little webs on the grass				
26	S			9.15 11.	-74 -80	29.77	60	55	61	51	56		E. S. Overcast	Very fine	NE						
27	M			9.15 11.	-82 -87	29.845	58	44	57	29	43		E. S. N. S. Cirri	Heavy dew Very fine	N		Little webs on the grass				
28	T			9.15 10.45	-- -88	29.875	54 56	47	57	20	42.5		E. S. N. S. Cirri	Fair	E		Has been seen				
29	W			9.15 11.	-- -89	29.885	54 56	54	66	30	43		E. S. Cirri	Very fine	SE		Little webs on the grass.				
30	T			9.15 11.15	-86 -77	29.815	-- 57	55	67	45	56		Cirri	Very fine	E						
					29.89 29.16	29.593	60 20 50.97					7.52									

1847

October	Days of the Week	Time of day	Hour of Observation	Barometer	Mean of the Barometer	Thermometer in the Vestibule	Thermometer at the bow of the vessel	Highest	Lowest	Mean Temperature	Modification of the Clouds	General Appearance of the Weather	Direction of the Wind	Rain	Miscellaneous Observations	Observations relating to Animals	Observations relating to Plants
1	F		9.15 11.	29.77 -69	29.73	57 50	52	64	43	53.5	Overcast Himbi	Rain Fair	NE	0.01			
2	T		9.15 10.45	- -72	29.705	57 50	53	57	50	53.5	Overcast	Fair	NE				
3	S		9.15 11.15	-74 -75	29.745	57 59	52	63	41	52	M: F. Foggy	Fair	NE				
4	M		9.15 11.15	-70 -55	29.625	50 -	54	61	47	54	Clear. Cirri	Fine	E				
5	T		9.10 11.15	-44 -35	29.395	57 50	52	61	43	52	M: F. Overcast	Fair	NE				
6	W		9.15 11.10	- -29	29.32	56 50	51	64	36	50	M: F. Cirri	Heavy dew Fine Rain	NE				
7	T		9.15 11.15	-22 -30	29.26	59 50	61	63	49	56	Himbi	Rain	W	0.41	Little water on the grass. Saw a few bees about 4.30.		
8	F		9.15 11.15	-42 -53	29.475	57 50	54	62	42	52	Clear. Cirri	Very fine	W	0.30	Heard Hawk Miss Pages Rings had twice flushed a woodcock		
9	T		9.15 10.30	- -54	29.535	- 59	55	63	50	56.5	Overcast	Rain Fair Rain	W	0.02			
10	S		9.15 10.45	-40 -50	29.49	- 61	57	63	54	58.5	Overcast	Rain Fine	T	0.16			
11	M		9.15 11.20	- -	29.50	60 62	50	67	52	59.5	Overcast	Very fine	NE	0.01			
12	T		9.15 11.30	- -	29.50	61 63	57	70	46	50	M: F. Cirri Cirrocumuli	most beautiful	T				
13	W		9.15 11.	- -50	29.54	62 -	54	63	53	50	M: F. Fog	Foggy Fair	NE				
14	T		9.15 11.30	-55 -40	29.475	61	52	54	40	51	M: F. Overcast	Fair	E				
15	F		9.20 11.	-30 -54	29.46	59	50	55	49	47.5	M: F. Overcast	Rain Fair	NE				
16	T		9.20 11.15	-57 -59	29.50	50 60	49	63	45	54	E. F. M: F. Foggy	Fair	NE	0.16			

Quantities of
Governor Lighthouse

1847

October	Days of the Week	Time rises of sets of stars	Hour of Observation	Barometer	Mean of the Barometer	Thermometer in shade	Thermometer at the top of observation	on the post	Highest	Lowest	Mean Temperature	Modification of the Clouds	General Appearance of the Weather	Direction of the Wind	Rain	Miscellaneous Observations	Observations relating to Animals	Observations relating to Plants
17	S		9.15	29.59	29.675	59	54	65	49	57		M. F. Foggy	Fine	T	0.01			
18	M		9.15	-56		61	59	62	44	53		Cirri Strambi	Rain Showers	Tw				
19	T		9.15	-22	29.10	-	50	67	52	54.5		Cirri	Very fine	Tw	0.19			
20	W		9.15	-39	29.445	60	40	56	43	49.5		M. F. Clear. Cirrostrati	Very fine	W	0.13	Windows dewed	Saw a dragon fly	
21	T		9.15	-46	29.50	59	55	50	45	51.5		Clear. Cirri	Very fine	W	0.22			
22	F		9.15	-71	29.65	57	51	59	40	49.5		Clear. Plume	Heavy dew	Tw		Windows dewed		
23	J		9.15	-42	29.305	-	57	60	40	54		overcast	Windy	W	0.02			
24	S		9.15	-40	29.425	57	41	50	30	44		overcast	Rain	W	0.42	Windows dewed	a few martins still about the church	
25	M		9.15	-50	29.415	55	45	52	30	45		Cirrostrati. Cirrocumuli	Very fine	W	0.09	Windows dewed		
26	T		9.15	-90	29.905	52	44		20			M. F. Cirri	Heavy dew	Tw		Windows dewed		
27	W		9.15	-	29.915	-	52	54	42	40		overcast	Rain	T				
28	T		9.15	-90	29.09	57	52	57	40	52.5		overcast.	Fair	Tw	0.29			
29	F		9.15	-83	29.82	-	54	61	49	55		Clear. Cirri	Very fine	W				
30	J		9.15	-84	29.805	50	40		40			M. F. overcast	Heavy dew	E		Windows dewed		
31	S		9.15	-72	29.77	60	57	62	40	55		Clear. Cirri	Fine	W				

29.92
29.14

29.564

70 20 52.91

2.44

1847

November	Days of the Week	Time of day	Hour of Observation	Barometer	Mean of the Barometer	Thermometer in the shade	Thermometer at the height of observation	at the foot	Highest	Lowest	Mean temperature	Modification of the Clouds	General appearance of the Weather	Direction of the Wind	Miscellaneous Observations	Observations relating to Animals	Observations relating to Plants
1	M	9.15	29.86	29.87	60	57	63	49	56			Clear. Cumuli	Most beautiful	W			
		11.30	-80		61												
2	T	9.15	-	29.90	60	52	60	41	50.5			M. T. Clear	Heavy dew	T			
		11.30	-92										Most beautiful	E			
3	W	9.15	-90	29.885	59	47	50	42	46			M. T. Foggy	Fair	E 0.01			
		11.30	-89		50												
4	T	9.15	-83	29.79	57	40	52	44	40			M. T. Overcast	Foggy	T E			
		11.30	-75														
5	F	9.15	-66	29.64		40	57	44	50.5			M. T. Ciri	Fair	T E			
		11.30	-62		57												
6	T	9.15	-	29.60	-	52	57	40	52.5			M. T. Ciri	Heavy dew	T E			
		11.30	-50		59								Rain				
7	S	9.15	-	29.53	-	54	59	50	54.5			Overcast	Rain	W 0.30			
		11.	-40										Fair	T			
8	M	9.15	-32	29.263		57	59	53	56			Clear. Ciri	Rain	T 0.01			
		11.	-24		60												
9	T	9.15	-40	29.435	50	45	54	42	40			M. T. Clear	Heavy dew	NW 0.09			
		11.30	-79		57								Most beautiful	W		Windows dewed	
10	W	9.15	-06	29.86	54	41	54	29	41.5			M. T. Clear	Most beautiful	T.			
		11.	-		55							Ciri					
11	T	9.15	-	29.80	-	51	54	40	47			Overcast	Fair	W			
		11.	-74		56												
12	F	9.15	-66	29.705	-	49	51	49	50			Overcast	Rain	NW 0.05			
		11.	-75		55							Fine			Shining beams about 4		
13	T	9.15	-80	29.815	53	41	54	34	44			M. T. Clear	Most beautiful	NW 0.01			
		11.30	-83		55											Windows dewed	
14	S	9.15	-84	29.835	54	45		40				M. T. Overcast	Fair	W			
		11.	-83		56								Rain	W			
15	M	9.15	-	29.83	-	54		46				Overcast	Fair	NW 0.01			
		10.30	-		-												

7849


1847	November	Days of the Week	sun rises & sets	Moon's age	Hour of Observation	Barometer	Mean of the Barometer	Thermometer in the vestibule	Thermometer at the lower end of observation	on the roof		Modification of the Clouds	General appearance of the Weather	Direction of the Wind	Rain	Miscellaneous Observations	Observations relating to Animals	Observations relating to Plants		
16	Tu		9.15	29.33	29.81	56		53				overcast	Rain	N						
17	W		11.30	-79	29.81	55								N	0.09	Windows dewed				
18	Tu		9.20	-72	29.72	53	38	41	35	38		Clear. Cirri	Fine	N						
19	F		11.	-81	29.72	50								N						
20	Tu		9.15	-88	29.90	47	34	41	28	34.5		M.T. Clear	White Frost Very fine	N			Windows dewed Ice at corners			
21	F		11.	-92	29.90	47						E.T.		N						
22	W		9.15	-	29.905	44	25	41	21	31		M.T. Clear	White Frost Very fine	N			Windows dewed			
23	Tu		11.	-89	29.905	44						E.T.		N						
24	F		9.15	-83	29.75	43	29	35	25	30		M.T. Fog	White Frost Fog Rain	N			Windows dewed			
25	Tu		10.	-87	29.75	43								N						
26	W		9.15	-52	29.37	44	39	42	34	38		M.T. Overcast	Rain Foggy	N	0.01					
27	F		10.40	-22	29.37	44								N						
28	Tu		9.15	-25	29.29	45	43	47	38	42.5		Clear. Cirrostrati	Fine	N	0.07					
29	F		11.	-33	29.29	47						E.T.	Wind	N						
30	Tu		9.20	-29	29.425	50		55	42	48.5		Overcast	Wind Rain	N	0.02					
31	F		11.	-56	29.425	50								N						
1	W		9.20	-65	29.675	49	47	53	37	45		Clear. Cirri	Very fine	N	0.20	Crowns round the moon				
2	Tu		11.30	-70	29.675	51								N						
3	F		9.20	-	29.645	52	49	52	44	48		Overcast.	Windy Rain Fair	N	0.01					
4	Tu		11.	-59	29.645	52								N						
5	W		9.20	-50	29.37	51	43	45	43	44		Overcast	Rain all day	N	0.08					
6	F		10.30	-24	29.37	51								N						
7	Tu		9.20	-00	28.95	51	42	48	39	43.5		Overcast	Rain all day	N	0.64					
8	F		11.	28.90	28.95	51						E.T.		N						
9	W		9.20	-77	28.763	51	46	49	42	45.5		Clear. Cirrostrati	Rain	N	0.10					
10	Tu		10.30	-8.8	28.763	51								N						
11	F		9.15	29.03	29.205	50	39		34			M.T. Cirri	Fine	N	0.03	Windows dewed				
12	Tu		11.20	-38	29.205	49								N						
13	W		9.20	-	29.42	50	52	55	35	45		Overcast	Rain Fair	N	0.01					
14	F		11.	-46	29.42	52								N						
						29.92 28.69	29.605	63	21	45.30							7.82			

7847

7847	December	Days of the week	Sun rises & sets hours age	Hour of Observation	Barometer	Mean of the Barometer	Thermometer in the Vestibule	Thermometer at the hour of observation	on the post		Mean temperat	Modification of the Clouds	General appearance of the weather	Direction of the Wind	Rain	Miscellaneous Observations	Observations relating to Animals	Observations relating to Plants
1	W			9.20 11.	29.79 -90	29.845 52 51	40	49	36	425	M. J. Clear	Most beautiful	NW	0.05		Windows dewed		
2	T			9.15 11.	- -82	29.86 -	45	52	28	40	2. J. M. J. Cirri	Fine	W			Windows dewed		
3	F			9.15 10.30	-76 -64	29.70 53 54	54	57	52	545	Overcast	Rain	W N					
4	T			9.20 11.	-62 -22	29.42 53 -	43	50	38	44	M. J. Clear Cirrostrati	Heavy dew Very fine High wind - rain	NW SW	0.12		Windows dewed		
5	S			9.15 10.30	-00 -16	29.19 52 51	42		41		M. J. Clear Cirrostrati	Very fine Wind & rain	SW	0.34				Trees now leafless in general.
6	M			9.30 11.	28.59 -35	28.47 52 51	51	55	38	465	Overcast	Wind & rain	W	0.23				
7	T			9.15 11.	-46 -95	28.705 50 40	39	43	39	41	Overcast	Wind & rain Fine	NW	0.05				
8	W			9.30 11.	29.25 -38	29.315 47 46	35		32		M. J. Clear Cirrostrati 2. J.	Fine Wind & rain	NW	0.07		Windows dewed		
9	T			9.20 10.40	-28 -38	29.33 48 51	52	55			Overcast	Fair Windy	W	0.13		Windows dewed on the outside		
10	F			9.20 11.	-44 -45	29.445 52 54	52	54	52	53	Overcast	Fair	W	0.01				
11	T			9.20 11.	-40 -50	29.45 53	50	51	50	505	Cirri	Fair	SW					
12	T			9.15 11.	-54 -43	29.57 52 53	40	51	36	435	2. J. Cirri	Most beautiful	W					
13	M			9.15	-	52	47		40		M. J. Clear Cirrostrati	Left Column						
14	T																	
15	W																	
16	T																	

Dec

[illegible]



1847	No of days on which Rain fell	Rain	Winds								Barometer				Thermometer				
			N	S	E	W	NE	SE	NW	SW	Mean Height	Highest	Lowest	Diff	Utmost range Highest Lowest	Mean Temperature	Mean Highest	Mean Lowest	Diff or Solar var.
Jan ^{ry}	16	1.33	6	3	14	3	2	6	2	5	29.467	29.90	28.75	1.15	57 22	35.80	41.16	29.96	11.20
Feb.	10	1.28	4	1	7	0	3	1	5	5	29.535	29.87	29.05	.82	55 3	35.07	42.42	28.03	14.39
Mar.	11	.62	1	6	6	6	11	0	4	5	29.664	30.03	29.18	.85	66 12	42.50	52.78	31.61	21.17
April	12	1.43	4	3	3	14	5	1	5	1	29.424	29.64	28.97	.67	64 21	44.78	56.00	33.31	22.69
May	3 ⁺	1.65																	
June	11 ⁺	1.30	2			3	3		4	9	29.501	29.84	29.24	.60	79 42	60.65	72.07	48.42	23.65
July	10	1.48	10	2	7	6	3	3	5	4	29.683	29.86	29.45	.41	93 41	66.37	79.96	51.67	28.29
Aug.	11	1.02	21	3	5	4	1	1	4	4	29.635	29.88	29.21	.67	88 36	62.00	76.00	50.00	26.00
Sept.	12	1.52	11		3	12	1	2	3	5	29.593	29.89	29.10	.79	68 28	50.97	59.85	42.48	17.37
Oct.	15	2.44	3	4	7	6	5	3	1	9	29.564	29.92	29.14	.78	70 28	52.91	60.55	45.16	15.39
Nov.	10	1.82	5	8	3	7		4	4	0	29.605	29.92	28.69	1.23	63 21	45.30	51.14	39.93	11.21
Dec.	19 ⁺	2.63	3	1	7	6	3	1	5	5	29.440	29.90	28.35	1.55	57 25	40.45	44.80	36.62	8.18
	148	18.52	70	31	62	75	37	30	42	60	29.555	30.03	28.35	1.68	93 3	48.80	57.88	39.74	

Left Cobham
May 3^d.

Returned
June 11th.

Left Cobham
Dec. 13th
returned Dec. 17

The Barometer & a Thermometer are in the Vestibule. No corrections of any kind have been made in registering the Barometer. The Mean Temperature, mean highest & lowest have been calculated from observations made on Thermometers hung on a post 2 feet 6 inches from the grass facing the North but in no way sheltered. The Rain was measured by Howard's Rain Gauge which was placed near the post on which the Thermometers hang, about 6 inches from the ground. Little dependence can be placed on the account of the Winds owing to the situation of Cobham Lodge.

