

IV

1841

1849



FIGURES

TO DENOTE THE FORCE OF THE WIND.

0 denotes Calm.

1.....	Light Air	just sufficient to give	Steerage way.
2.....	Light Breeze	with which a well-conditioned man-of-war, under all sail, and clean full, would go in smooth water, from	1 to 2 knots.
3.....	Gentle Breeze ...		3 to 4 knots.
4.....	Moderate Breeze..		5 to 6 knots.
5.....	Fresh Breeze	in which the same ship could just carry close hauled	Royals, &c.
6.....	Strong Breeze ...		Single-reefs and top-gallant sails.
7.....	Moderate Gale ...		Double-reefs, jib, &c.
8.....	Fresh Gale.		Triple-reefs, courses, &c.
9.....	Strong Gale		Close-reefs, & courses.
10.....	Whole Gale	with which she could only bear	Close-reefed main top-sail and reefed fore-sail.
11.....	Storm	with which she would be reduced to ..	Storm staysails.
12.....	Hurricane	to which she could show	No canvas.

LETTERS

TO DENOTE THE STATE OF THE WEATHER.

b	denotes Blue Sky—whether with clear or hazy atmosphere.
c Cloudy—i. e. Detached opening clouds.
d Drizzling Rain.
f Fog—f Thick Fog.
g Gloomy Dark Weather.
h Hail.
l Lightning.
m Misty or Hazy.—So as to interrupt the view.
o Overcast.—i. e. The whole sky covered with one impervious cloud.
p Passing Showers.
q Squally.
r Rain.—i. e. Continuous rain.
s Snow.
t Thunder.
u Ugly threatening appearance in the Weather.
v Visibility of Distant Objects.—Whether the sky be cloudy or not.
w Wet Dew.
. Under any letter denotes an Extraordinary Degree.

By the combination of these letters all the ordinary phenomena of the weather may be recorded with certainty and brevity.

EXAMPLES.

b c m. Blue sky, with detached opening clouds, but hazy round the horizon.

g y. Gloomy dark weather, but distant objects remarkably visible.

q p d l t. Very hard squalls, and showers of drizzle, accompanied by lightning with very heavy thunder.

March 1841
31 Dec 1849

Book 4.

Meteorological Journal
From March 1841 to December 1849.

at 11, Gloucester Place, Portman Sq. London. ^{B.}



Sir F. Beaufort

1841 March	Barometer 9 am.	Thermometer		Wind	Weather	Remarks	D's Age
		Min ^m	Max ^m				
1	29.52	36	40	W	C.B.		
2	29.56	31	38	W	1.7 C. B. R.		
3	31	37	45	W	4 B. R.		
4	31	39	47	W	1 B. R.		
5	30	36	45	W	4.8 B. R.		
6	30.01	36	46	W	4 B.		
7	30.01	45	54	W	3 B.		
8	28	48	52	W	3 0		
9	35	42	48	W	2 B. R.		
10	40	40	49	W	2 B. R.		
11	40	37	43	W	1 Wet fog		
12	31	39	42	0	0 F. B.		
13	30	40	48	W	3 B.		
14	27	37	41	W	1 C. B. R.		
15	32	37	47	W	1 B.		
16	29.92	40	48	0	0 F.		

Charming days

17	29.61	47	51	SW	1 D		
18	40	45	53	S	7.4 P		
19	52	42	50	S	5.74 B. C. P.		
20	61	40	52	S	6.7 B. P		
21	60	40	51	S	7 C. P.		
22	36	48	53	SW	8 R.		
23	75	40	51	W	6 B.		
24	30.18	45	54	W	4 C.		
25	10	41	51	W	3 B. R.		
26	29.68	42	50	SW	3 C. B. R.		
27	70	41	51	W	3 B.		
28	91	38	53	W	3 B. C. P.		
29	82	47	53	SW	3 0 P.		
30	83	41	53	SW	6 B. P.		
31	60	43	46	SW	6 B. P.		



Fair 20
R. or P. 10
5

Mean

29.48 40.3 48.7 57.6

1841 April	Barometer 9 am.	Thermometer		Wind	Weather	Remarks	D's Age
		Mid ⁿ	9 am.				
1	29.61	43	46	54	W	P-Bc	
2	.62	43	46	50	W	Bc P.	
3	.62	35	45	52	NW	Bc M	
4	.62	35	46	56	N ^W	Bc	
5	.40	43	47	54	SSW	O-O	
6	.60	42	48	54	ESE	O P.	
7	.64	40	44	55	SE	O _m	
8	.72	41	46	56	SSE	Bc P.	SW. W
9	.79	38	46	55	NW	Bc	
10	.97	38	46	48	N ^W	O	
11	.87	36	48	48	NNW	Bc P.	
12	.87	35	42	47	NNW	C B	
13	.97	35	45	55	NNE. SW S. 7	Bc. P	
14	30.00	44	53	58	NW	P D	
15	29.85	40	47	61	N. W. 2	Bc. P.	
16	71	35	42	56	N. W. 2	Bc.	

Easton

17	.81	39	47	57	E ^W	3	Bc P.	
18	.91	41	48	61	W	3	O	
19	.92	46	49	61	NNW	37.3	Bc	
20	.78	40	48	57	NNW	5	O.	
21	.80	39	49	53	NE	8	Bc	
22	.78	39	45	51	NE	8	O	
23	.40	41	48	53	NNE	7	R	
24	.60	36	51	64	SW.	3.9	C. R	
25	.61	41	51	63	S.	67	Bc.	
26	.92	52	58		S.	8.6.30		
27	30.00	58	65	72	NE	4	B.	
28	.06	55	64		S	2	O	
29	.04	48	56	68	SSE.	6	Bc P	
30	.09	44	56	67	ENE	7	Bc	
31								
Mean	29.629	44.487	56.487					



Little Falls, Tennessee, Aug.

1841 June	Barometer 9 am.	Thermometer		Wind	Weather	Remarks	D's Age
		Min.	9 am. Max.				
1	30.08	54	63	74	WNW 3	C BC	
2	.10	55	62	72	WNW 4	C	
3	.10	55	62	71	NW 2	BC	
4	.27	47	59	70	WNW 5	BC	
5	.15	52	60	71	WNW 6	BC	
6	.29.88	51	57	61	WNW 7	BC R	
7	.87	43	52	58	N 7	BC	
8	.95	47	54	57	WNW 6	BC	
9	.83	47	49	65	North 6	C	
10	.82	45	52	68	WNW 5	C	
11	.67	47	49	54	N 7	0	
12	.74	46	51	54	WNW 5.7.3	0 P	
13	.90	42	51	64	N 3	0 P	
14	.95	44	54	70	WNW 3	BC	
15	.80	53	58	67	WNW 7	0	
16	.30.10	44	58	66	NE. NW 5	BC	

17	30.00	48	68	68	SW 1	CB	
18	29.77	50	63	74	WSW 2	BCm	
19	.60	57	59	74	WSW 6	P-BC	
20	.70	48	61	72	SW 3	BC	
21	.70	55	64	70	SW 8.9	BC. P	
22	.97	51	60	70	SW 6	BC	
23	.91	51	60	70	SW 4	BC. P	
24	.70	50	59	67	SW 2	BC	
25	.52	54	58	67	SE 7	R	
26	.55	55	63	71	South 8	0 BC	
27	.87	55	60	70	W. 4	BC. P. R	
28	.87	53	58	67	SW 4.7	R	
29	.75	53	50	70	WSW 5	CB	
30	.89	51	58	68	NW 4	BC	
31							




29.297 50.5 57.6 69

Mean

Fair 20
R. or P. 10
S.

1841 August	Barometer 9 am.	Thermometer		Wind	Weather	Remarks	D's Age
		Min ^m	9 am.				
1	29.70	47	58	NW 6	Bc		
2	29.85	54	62	NW 4	BC. R		
3	29.67	60	62	WNW 6	O ⁿ		
4	29.30	60	61	WNW 5	R		
5	29.64	58	63	SW 5	O ⁿ		
6	29.60	58	59	WSW 8	O ⁿ		
7	29.82	58	62	W 7	BC		
8	29.66	58	60	SE 5	O		
9	29.57	55	57	SW 4	BC		
10	29.75	50	60	W 6	BC		
11	29.45	56	60	S 7	R		
12	29.81	47	57	NW 5	BC		
13	29.79	50	60	SW 5	C		
14	29.58	56	60	SW 7	O		
15	29.65	55	62	SW 5.7	BC P		
16	29.80	54	60	SW 6	BC		

17	29.88	60	63	SW 6	C		
18	30.05	58	64	W 2	CB		
19	29.47	55	63	N 1	BC. R		
20	29.90	55	66	SW 1	BC		
21	29.60	62	66	SW 5	CB		
22	29.82	53	60	SW 3.7	CB		
23	29.76	56	57	WSW 6	BC R		
24	30.00	46	53	WNW 5.8	BC - c. BC		
25	30.00	48	55	SW 6	R		
26	29.11	56	62	S 3	O		
27	29.17	65	71	SW 1	BC		
28	29.12	58	57	WNW 3	CB		
29	29.10	58	66	W 1	Bm		
30	29.96	50	61	SW 2	O BC		
31	29.73	64	67	W 1	BC		
Mean	29.931	55.8	61.5	70.1	<div style="display: flex; align-items: center;"> <div style="margin-right: 10px;">Fair 23 Rain 8</div>  </div>		

1841 October		Barometer 9 am.	Thermometer		Wind	Weather	Remarks	D's Age
			Mic. ^m	9 am.				
1	♀	29.35	50	55	SW	9		
2	h	.71	46	51	SW	4	B.C.	
3	0	.72	46	53	ESE	5	B.C.	
4				61				
5	♂	.13	50	56	W	5	B.P.	
6		28.81	47	60	W by S	4	C.P.	
7		.90	45	53	W	3	B.C-M	
8	♀	29.11	47	54	W	2	O.-P	
9		.60	47	52	W	1	O.M.D-MC	
10	0			59	more to the S.			
11	0	.58	46	52	W by W	5	9 M P	
12		.21	47	53	WNW-NW 1-4		B.L.-P	
13		.82	43	51	N by W	4	C.M	
14		.75	51	59	NW	6		
15	♀	.51	52	58	NW	6		
16		.42	43	55	W	5	R-CU	

Rained hard at night DAB to Nov. 4
D.


Rained in

Rained during night

Rained very hard in the evening
D.

all night till 7 A.M.

Rained last night

17	0	.45	44	53	62	W	6-10	0 M-13	
18		.62	49	50	57	W	8-1	B.L.	
19		.55	45	43	56	N by W	7	9 Q.-13	
20		.77	39		54	W by W	8	B.C.M	
21		.66	38	42	50	-	0	B.L.	
22	♀	.97	33		51	-	0	R.	
23		.41	43	55	57	SW	3	0 M D	
24	0	28.89	47	46	54	W	2	0 M U-13	
25		29.15	40	44	55	-	0	R.-9 L	
26		.25	32	38		N-NW 1-10	R.-R		
27		.38	41	45		NNE	7-11	0-R	
28		.61	46			NE	7	R-D	
29	♀	.74	44	45		NE	8	C.U	
30		.69	45	44			0	R	
31	0	.72	45	40		W	1	R.D	
Mean									



Fair
R or P
S.

Rained at night

a hurricane of wind from last night

Rained hard last night

Rained night
R. all night

1841 Nov.	Barometer 9 am.	Thermometer		Wind	Weather	Remarks	J's Age
		Min.	Max.				
1	D	29.02	46 43	W	1 FD		
2		30.12	46 44	N	1 OM		
3		.25	44 41	E	1/2 F		
4		.27	45 46	SE	3 F		
5						2413	
6	h	.28	45 51	SW	4 09. BC		
7	0	.32	43 48	SW	2 09. BC		
8	D	.27	43 48	SW	3 09. BC		
9		.21	42 45	SSW	4.8 09		
10	h	.11	47 51	WSW	6.7 0		
11	4	29.90	46 51	SW	5 09. BC		
12		.53	44 53	SSW	7 09		
13		.43	37 41	SSW	5 BC. R		
14	0	.01	35 37	N	6 R. BC		
15		41	29 33	S	1 BC F		
16		.42	30 32	NNW	4 BC		
17		.62	23 30	W	1 BC F		
18	4	.27	31 34	NNE	5 DS		
19		.42	45 50	S	5 R		
20		.30	34 38	E	1 F R		
21	0	.34	39 46	S	7 09pd		
22	D	.16	40 55	SW	78 09.		
23		.62	35 45	SW	4 BC		
24	8	.81	34 36	SW	3 BC M.		
25		.72	33 35	W	2 BC M.		
26	9	.82	30 31	E	1 F O-PD		
27		.65	46 55	S	1 OM. PD		
28	0	.60	43 45	S	3 O. R.		
29	D	.21	46 52	SW	8.4 R.		
30	8	28.86	51 54	SW	10 09. R.		
31							
Mean							



1841 December		Barometer 9 am.	Thermometer		Wind	Weather	Remarks	D's Age
			Mic.	9 am.				
1	♀	29.31	45	49	SW	6	ON	
2		30	45	49	SW	4	BCM	
3		28.94	48	55	SSE	6.8	ON.B	
4		29.17	43	48	SW	7	BCR	
5		31	41	48	SW		BC	
6		30	42	51	SSW	6	C	
7		30.2	37	42	W	5	C	
8	♀	30.43	43	49	SW	5	BC	
9		30	37	41	NW	5	BC	
10		30	41	51	SW	3	ON	
11		30.81	36	40	NW	5	C	
12	0	30.62	38	48	WSW	5	R	
13	0	30.34	48	57	SW	5	RO	
14	♂	30.45	41	42	NW	7	BC	
15	♀	30.83	31	42	SSW	6	ON	
16		30	39	41	SW	5	BC	

1841 Christmas		Barometer 9 am.	Thermometer		Wind	Weather	Remarks	D's Age
			Mic.	9 am.				
17		30.40	34	33	WN	1	BM	
18		30.52	26	28	WN	1	OF	
19	0	30.24	26	30	NW	3	ON	
20	0	30.25	29	32	NNE	3	B	
21		30.52	29	31	W	1	BF	
22	♀	30.70	28	31	S	1	BF	
23	♀	30.77	32	40	SSE	4	OGM	
24	♀	30.97	33	38	SSW	4.7	OF	
25	h	30.71	38	44	SW	5	qd	
26		30.72	30	36	W	1	BCF	
27		30.00	31	32	W	1	W	
28		30.00	32	35	W	1	BF	
29	♀	30.00	37	44	N	1	FO	
30		30.00	37	39	N	1	OF	
31		30.12	34	35	SE	3	BCM	
Mean								



1841 one

N.B. All days are marked Rainy which there was any rain or snow
- through wet days are noted separate

	Rainy	Dry	
January 13	.	18	2 days of snow
February 11	.	17	B - D° & 3 through wet
March 16	.	15	1 - D° & 3 D°
April 20	.	10	
from 22 nd May 15	.	16	7 consecutive days of rain
at Brighton June 11	.	19	1 day through wet
to 20 th July 19	.	12	1 - D°
August 28	.	13	1 D° - 8 consecutively rainy
Sept ^r 16	.	14	2 D°
Oct ^r 19	.	12	5 D° - 2 days down pour. 12 consecutively rainy
Nov ^r 11	.	19	3 of snow
Dec ^r 17	.	14	5 of thorough wet
186	.	179	
			7 more wet than dry - (12 more dry than wet)



1841	Barometer	Thermometer	Wind	Weather	Remarks	D's Age
December 9 am.		Min ^m 9 am. Max ^m				
1	29.31	45	SW	O R		
2	38	49	SW	B CM		

1842 January	Barometer 9 am.	Thermometer		Wind	Weather	Remarks	D's Age
		Min.	9 am. Max.				
1	h 30.12	35	37	SW	6 0		
2	" 05	32	34	E	5 0	a few flakes of snow	
3	D 29.91	30	33	NE	5 0 B.C.		
4	1.85	25	29	NNE	5 0	a few flakes of snow	
5	.95	29	33	NNE	6 0		
6	30.04	30	34	N.	6 0	snow shower in evening	
7	.36	26	28	NE	5 B.M.		
8	.38	28	30	ESE	6 0 B.C.		
9	.11	17	28	SE	4 0		
10	.03	18	30	ESE	3 0		
11	29.92	28	34	SW	2 0	snow in early morning	
12	.97	31	34	0	0		
13	.62	32	32	SSW	4 0	beginning a little snow	
14	.48	29	34	SE	2 0		
15	.03	32	35	SW	3 B.C.		
16	.72	35	38	S	5 0		

17	.97	32	35	W	2 B.C.		
18	30.27	27	30	SE	2 F.	Thick Fog	
19	.37	30	33	0	0 F.	Calan Fog	
20	.07	27	32	SE	1 F.		
21	29.66	32	34	W	1 F.		
22	.83	33	36	SW	0 F.S.M.		
23	.20	29	33	SW	4 B.C. 9.		
24	.75	23	28	0	0 F. 174		
25	.30	32	35	W	1 0 F. 174		
26	.42	30	39	SW	59 R.		
27	.60	34	37	WSW	5 B.C.		
28	.73	32	35	SW	2 B.C.		
29	.82	29	33	N	1 F.		
30	30.11	35	37	N	1 0		
31	.02	35	41	SW	4 O.D. R.		
Mean							

1842 Month	Barometer 9 am.	Thermometer		Wind	Weather	Remarks	D's Age
		Mic.	9 am.				
1	29.21	44	51	SW	6 Dr. BC.		
2	.64	34	44	SW	68 Dr. C. Rain all day		
3	.80	44	53	SW	5.8 O		
4	.85	42	53	SW	6 O		
5	.94	35	42	W	4 BC		
6	.91	35	43	W	4 AC. M		
7	.70	33	44	SW	5.9.6 O. R		
8	.48	45	54	SW	5 BC. R		
9	.55	30	50	SW	4.9 BC. R		
10	.42	37	41	NW	9.7 BC. P.		
11	.96	35	45	SW	6 O.D.		
12	30.01	36	42	W	5 BC.		
13	29.83	41	45	WNW	6 BC		
14	30.19	42	46	WSW	4 O.d.		
15	23	46	50	WSW	4 O-		
16	20	48	52	SW	4 O Dr. BC		
17	.98	46	50	NW	4.7 BC Rain in evening		
18	29.71	44	47	NW	4.8 BC.		
19	.52	35	42	NW-W	7 BC.		
20	.23	40	41	SW	8 R. P.		
21	.78	38	44	NW	7 BC P.		
22	30.01	35	40	SW	8 BC		
23	.01	32	38	NW	7 B. Dr. Rain		
24	.13	31	38	NW	6 O		
25	.01	38	45	WSW	6 BC. R		
26	29.60	37	42	WSW	7 BC.		
27	67	32	42	NW	5 C. BC.		
28	65	43	52	W	4 P.O.		
29	29.80 49	52	61	SW	6 Dr.		
30	.80	49	52	SW	6 Dr. BC		
31	71	43	50	SW	7 P.		
Mean							



1842 April		Barometer 9 am...	Thermometer		Wind	Weather	Remarks	D's Age
			Mic.	9 am.				
1	♀	29.14	45	48	58	N.W. 10	P.	
2	♀	30.1	36	43		N.W. 10		
3	♀							
4	♀							
5	♂	30.27	32	42	48	N.W. 10	BC	
6	♀	16	33		53	NE	BC	
7	♀	29.01	38	44	57	N.W.	O. BC	
8	♀	.97	37	45	54	E. NE	BC	
9	♀	30.23	34	42	46	E	BC	
10	♀	.23	36	42	47	E.	O.	
11	♀	.14	34	44	48	E. NE	BC-O	
12	♂	.02	35	42	45	N.W.	C	
13	♀	29.92	36	40	44	N.W.	O	
14	♀	.00	36	43	40	N.W.	O	
15	♀	.95	38	44	49	N.W.	O	
16	♀	30.02	37	42	49	N.W.	BC	
17	♀	30.04	34	41	48	N.W.	O-BC	
18	♀	.07	41	44	48	N.W.	O	
19	♀	.11	39	41	53	N.W.	O-BC	
20	♀	.07	36	46	61	N.W.	BC	
21	♀	.06	39	44	57	N.W.	BC	
22	♀	29.92	43	47	63	N.W.	O	
23	♀	.05	40	54	68	N.W.	BC	
24	♀	.85	46	60	70	N.W.	BC	
25	♀	.96	47	55	70	N.W.	BC	
26	♀	.97	44	56	63	N.W.	BC	
27	♀	.93	41	52	60	N.W.	BC	
28	♀	30.00	43	52	67	N.W.	BC	
29	♀	.00	41	52	65	N.W.	BC	
30	♀	29.80	51	56	71	N.W.	BC	
31								
Mean								



Fair
B. or P.
S.

1842 May		Barometer		Thermometer		Wind	Weather	Remarks	Age
		9 am.	Min.	9 am.	Max.				
1	♂	29.88	45	58	68	E	6 BC		
2	♂	29.98	46	56	62	E	8 BC		
3	♂	29.97	30	49	60	N.W.	5 BC		
4	♀	29.86	49	53	66	N.W.	6 BC		
5	♀	29.83	44	56	65	SW	7 BC		
6	♀	29.42	49	55	65	SW	7 BC		
7	♀	29.31	48	53	63	SW	8 P		
8	♀	29.35	47	51	65	W	8 P		
9	♂	29.01	43	50	63	N.W.	5 BC		
10	♂	30.09	39	51	64	N.W.	7 BC		
11	♀	29.90	45	57	65	S	6 BC		
12	♀	29.85	45	48	63	N.W.	6 BC		
13	♀	29.95	45	54	66	W	3 BC		
14	♀	30.09	44	55	67	N.E.	3 BC		
15	♀	29.25	47	56	65	E.	3 BC		
16	♂	29.28	47	59	66	SE	6 BC		
17	♂	29.17	44	54	61	N.W.	6 BC		
18	♀	30.00	45	51	56	N.	5 O		
19	♀	29.82	46	53	65	SE	3 BC		
20	♀	29.53	43	55	65	N.W.	4.7 BC		
21	♀	29.65	49	57	63	SE	6 BC		
22	♀	29.70	47	58	60	S	5 BC		
23	♂	29.74	50	58	66	SSW	7 BC		
24	♂	29.78	51	53	64	SW	3 R. P		
25	♀	29.80	44	54		SW	6 P		
26	♀				63	SW	6 P BC		
27	♀	29.87	48	60	69	SW	BC		
28	♀	29.92	53	58	72	W	4 O		
29	♀	30.01	47	60	73	SW	3 BC		
30	♂	29.92	47	60	73	W	4 BC		
31	♂	30.09	51	60	73	W	4 BC		
Mean									

1842 Jan		Barometer 9 am.	Thermometer		Wind	Weather	Remarks	D's Age
			Min ^m	Max ^m				
1	♀	30.14	53	62	74	SW	5 Bc	
2	♀	11	58	66	72	NNW	4 Bc	
3	♀	22	49	62	75	SW	3 Bc	
4	♀	05	50	65	77	SW	2 B	
5	☉	29.93	51	70	48	WSW	4 Bc	
6	☉	94	60	69	76	NNW	1 Bcm	
7	♂	30.16	53	68	73	E	4 Bc	
8	♀	20	54	70	78	SE	5 Bc	
9	♀	18	53	64	74	NE	6.7 Bc	
10	♀	05	57	68	78	ENE	6.7 Bc	
11	♀	10	52	67	82.5	ENE	6.8 Bc	
12	☉	21	55	68	83	ENE	6 Bc	
13	☉	21	58	66	79	ENE	6 Bc	
14	♂	05	60	71	83.5	W. 01	Bc. Thunder shown at 4.5	
15	♀	00	63	69	77	NNW	4 Bc	
16	♀	29.95	58	66	70	NW	5 Bc	

Horizontal

Thunder shown at 4.5

1842 Jan		Barometer 9 am.	Thermometer		Wind	Weather	Remarks	D's Age
			Min ^m	Max ^m				
17	♀	30.00	65	62	71	N.	0 Bcm	
18	♀	29.97	53	60	66	ENE	5 0.7	
19	☉	1.78	53	59	71	S	1 R. Fla	
20	☉	1.65	53	66	72	SW	3 Bc	
21	♂	60	57	67	75	SW	5 Bc	
22	♀	73	54	64	76	SW	5 Bc	
23	♀	80	52	61	74	W	6 Bc	
24	♀	68	59	61	72	SW	5.8 R.	
25	♀	73	54	64	71	SW	5.9 Bc	
26	☉	64	56	60	71	West	10.7 Bc.	
27	☉	30.10	50	64	76	NW	6 Bc.	
28	♂	22	50	65	78	NNW	2.6 B. C.	
29	♀	02	58	65	78	W	6 Bc.	
30	♀	29.87	57	66	69	ENE	6 Bc.-9 R.	
31								
Mean								

Shower -
Heavy Showers



Horizontal

1842 July	Barometer 9 am.	Thermometer		Wind	Weather	Remarks	D's Age
		Min.	9 am. Max.				
1	29.64	52	53	72 NE. ^{mm} 4.3	R. BC		
2	.82	52	62	76 SW	BC. P		
3	.93	50	61	74 NW	BC		
4	.74	58	60	75 SW	O.		
5	.62	60	65	74 SW	BC. P		
6	30.00	50	61	74 W	BC		
7	30.05	48	62	67 S	O. P		
8	29.77	51	60	69 SW	BC. P		
9	.53	52	62	75 W. N	BC P		
10	.87	52	60	74 W	BC		
11	.67	55	69	75 SW	BC. O. P		
12	.78	58	65	75 NW	BC		
13	30.07	57	65	73 W	BC		
14	.27	53	67	76 W	BC		
15	.33	58	65	73 NW. N. S.	BC		
16	.00	51	65	69 NE	BC.		


17	0	29.87	55	70 ENE	8 BC		
18		.86	57	68 SE. SW 3.4	BC. mm		
19	1	.82	61	68 NE. W 4.	R. BC		
20		.73	58	65 SW	2 BC		
21	4	.71	53	69 West	4 O. P. BC		
22	♀	.92	52	62 NE	5 BC		
23		30.14	54	60 NE	5 BC		
24	0	.03	50	64 1.7	3 BC		
25		29.85	57	65 NE	3 0		
26	♂	.85	50	62 ENE	4 BC		
27		30.04	55	58 SE	1 D. f.		
28		.00	55	65 W. Y	1 BC.		
29	♀	29.82	55	58 ENE	7 P		
30	♂	.95	47	58 E. - NE 6	BC		
31	0	30.04	54	59 ENE	4 0		
Mean							

at 5 1/2 to 6 1/2 am heavy thunder & lightning with rain



1842 August	Barometer 9 am.	Thermometer		Wind	Weather	Remarks	J's Age
		Min. ^m	9 am.				
1	30.21	52	60	ENE	6 0		
2	11	52	60	E'	5 0-BC		
3	29.93	56	66	E	5 BC		
4	.83	59	70	E-SW	2 BC		
5	.87	66	70	SW	4 BC		
6	.85	64	70	SW	3 0-R		
7	.91	58	65	SW	6 BC	Rain all day	
8	.96	57	68	S	2 BC		
9	.97	60	71	SE	3 B'		
10	.73	66	81	SE-SW	5 B.		
11	.78	65	64	W.	8 BC		
12	30.18	53	68	S	4 BC		
13	.30	61	70	SSE-W	5 BC		
14	.30	65	74	W.	1 Bm.		
15	.13	62	72	SE	5 BC		
16	.13	65	74	SE	5 BC		
17	.08	62	70	NE	6 BC		
18	29.90	64	74	SE	6 BC	at 7 short shower	
19	.87	66	70	SE	3 0 P.		
20	.92	65	65	SSW	4 0 BC		
21	.93	59	70	S	6 0 BC		
22	.92	61	72	NE	4 B		
23	.90	64	72	SE	4 BC		
24	.83	58	65	S'E.	5 BC		
25	.64	55	61	ESE	8 R.O. P.		
26	.75	61	69	ESE	5 BC		
27	.85	61	65	E	5 0	Rain in night	
28	.91	60	65	NE.	4 0		
29	.91	58	68	E	7.3 OP.		
30	.93	58	69	W	1 W.	The Queen embarked at 4 am In the Evening (very strong) light; kind & warm rain but no wind	
31	30.08	47	55	NNW	6 BC		
Mean							


1842 October	Barometer 9 am.	Thermometer		Wind	Weather	Remarks	J's Age
		Min ^m	9 am.				
1	30.11	45	52	NE	6 BC.		
2	20	39	51	NE	3 BC		
3	29.97	43	49	Nby E	5 O		
4	9 ⁶	41	48	N ^o	4 BC		
5	30.07	38	43	Nby W	3 BC		
6	.18	40	47	N ^W	1 BCm		
7	.18	43	51	NNW	2 BCm		
8	.27	47	52	N ^o	3 BC		
9	.40	45	52	Nby E	4 O		
10	.33	51	54	NN E	3 O		
11	.30	42	47	N ^W N.	1.3 BC.		
12	.21	48	52	NE	5 BC		
13	.17	48	52	N ^W	3 O		
14	.11	43	48	NN ^W	2 O _g	Young Birthday for my dear wife	
15	.16	48	53	W ^W Φ	0.1 O _g		
16	.16	50	51	W ^W	1 O _g		

1842 November	Barometer 9 am.	Thermometer		Wind	Weather	Remarks	J's Age
		Min ^m	9 am.				
17	29.90	50	52	N ^W	1 O _g		
18	51	47	51	WNW	6 BC - R		
19	.20	40	43	NW by N	7 O		
20	.53	30 ³ / ₈	35	N ^W N.	1 B		
21	.80	29	35	NN ^W	1 B		
22	.67	28	40	SW	5 B-O		
23	28.77	38	45	SW. NW	6 R-BC-O		
24	29.10	35	43	WNW	6 P		
25	51	30	41	S ^W	1 R.		
26	.59	30	45	N ^W	6 B		
27	.61	33	45	W	5 B-P		
28	.56	37	49	W	3 B		
29	.71	31	39.5	NW	1 Bm		
30	.99	30.5	37	NNW	1 Bm		
31	30.15	41	53	W by S.	.6 Om		
Mean							

Carborough York the

1842 Nov.	Barometer		Thermometer		Wind	Weather	Remarks	J's Age
	9 am.	Min.	9 am.	Max.				
1	30.17	40		52	NW	1 B	All Saints' Day - Bright in the Church, & beautiful in the wood. Dab	
2	.01	41	49	52	N	2 OM-PD		
3	29.00	38	44	40	E	4 F.-RP		
4	.96	35	41	43	NE-ESE	5-2 BC-PH		
5	30.05	36	43	47	NE	7 BC-P	We all returned home	
6	.07	34	38	48	NE	8 O		
7	.06	38	42	48	N	5 O. Pd		
8	.06	39	43	50	N	4 O. Pd		
9	29.77	40	44	52	SW	4.7 O. Pd		
10	.63	44	50	52	SW	6.7 O.		
11	16	48	52	58	SW	6.8 R.		
12	00	47	52	57	S.-W.	7 R. BC		
13	.41	45	50	56	SW.	8 R.		
14	.62	45	50	62	SW	7 P		
15	.56	42	42	47	SE-E. g	R	Clouds all slowly from SW	
16	.67	41	43	45	E.	8 R		
17	30.10	37	40	45	NE	7 O		
18	46	38	41	54	NE-SW	5 O		
19	13	35	44	53	SW	4 R		
20	29.73	44	48	50	N?	3 O		
21	.73	38	39	45	NE	3 BC		
22	.41	36	36	41	SE	6 Snow		
23	.42	32	38	54	S?	1 O. BC. R		
24	28.87	37	44	56	SW	5 C. R		
25	.87	41	43	45	SW	6.8 C. in suppl		
26	29.01	39	44	53	SW	6 C		
27	25	38	44	53	S?	4.7 OM. B R	Fair	
28	28.95	42	52	56	S?	4.8 BC. Rg.		
29	29.43	42	46	60	S?	5 BC		
30	— .55	44	46	61	SW-W	5-13C		
31								
Mean								

1842 December		Barometer 9 am.	Thermometer		Wind	Weather	Remarks	D's Age
			Min ^m	9 am. Max ^m				
1	4	29.95	40	51	56	South	7.5 CB.	
2	9	98	50	52	61	S.	6 0	
3	2	30.11	42	49	61	SSW	3 BC	
4	0	30	42	49	57	Calms W	0 7-BC	
5	9	23	43	49	61	SW	2 Om.	
6	8	10	41	41	46	N	0 Fog	
7	8	18	38	40	45	S	0 Fog	
8	4	31	36	36	42	0	0 7	
9		31	33	41	47	S ^W	3 Om. Ben.	
10	2	12	37	37	42	South	4 Om.	
11	0	29.93	36	38	41	SE	4 0 7	
12		75	38	52	58	SW	5 R. P.d.	
13		93	51	52	62	So.	4 BC	
14		30.04	48	50	60	So.	4 Om BC	
15	4	04	44	50	61	So.	4 BC	
16		29.97	45	51	62	So.	7 0	

1842 Xmas		Barometer 9 am.	Thermometer		Wind	Weather	Remarks	D's Age
			Min ^m	9 am. Max ^m				
17	6	29.90	50	58	62	WSW	4 1-BC	
18	0	30.18	37	39	48	SW	3 BC	
19		41	36	38	48	0	0 Wt Fog - at 11 BC	
20		31	39	45	55	SW	5 Wt fog	
21		22	46	53	62	W	4 B. Gn.	
22	4	30.09	48	51	62	WSW	2.7 BC.	
23	9	29.61	47	48	61	WSW	4 O.d.	
24		30.63	33	35	44	W	4 BC	White frost
25	0	75	31	35	50	W ^W	1 BC	White frost
26		53	50	56	53	So.	8 Og R	
27		28	44	44	50	SW	9.4 R	
28		30.06	30	47	54	S.	6.3 O. BC	White frost in the night
29	4	10	46	52	58	WSW	4 0	
30		13	42	53	60	SW		
31	4	04	43	56	57	SW	5 O. BC - R	
Mean							Fair R. or P. S.	

1843 January	Barometer 9 am.	Thermometer		Wind	Weather	Remarks	D's Age
		Min ^m	9 am. Max ^m				
1	30.18	34	37	51	NW	3 BC	
2	29.97	30	34	42	NW	2 B ⁷	
3	30.13	27	29		N	2 B ⁷	
4				45			
5	29.85	32	37	45	NW	5 BC.R	
6	30.23	30	35	51	NW	5 C-BC.R	
7	29.94	39	40	53	W	5.8 D.R	
8	29.37	39	40	43	W	7 R	
9	30.50	30	35	47	W	4 BC	
10	28.87	34	36	44	NW	8.2 BC.	
11	29.05	30	33	50	NW	5 BC	
12	28.72	31	33	44	SSE	5 snow	
13	29.46	27	42	47	Sby E	9.10 R	
14	29.97	34	37	42	W. 7.5	BC.P	
15	28.87	28	35	40	SW	6 D ⁵	altd snow in the night
16	29.35	28	38	40	NW	7 BC	


1843 January	Barometer 9 am.	Thermometer		Wind	Weather	Remarks	D's Age
		Min ^m	9 am. Max ^m				
17	30.10	33	38	45	NW	5 BC	
18	29.27	37	45	51	W	2 D ⁵ R	
19	29.37	35	36	46	O	0 D ⁷	
20	29.20	37	38	41	SE	6 D ⁵	
21	29.97	30	31	43	SE	4 D ⁷	
22	29.96	32	40	45	S ⁴	3 D ⁷	
23	29.92	41	43	49	SE. SW	3.5 O. BC. O	
24	29.84	42	46	52	S ⁴ SW	4 O. R. D.	
25	29.95	43	45	51	SW	4 O	
26	29.95	42	48	58	W	4 O	
27	29.95	47	51	60	WSW	4 O	
28	29.95	51	55	61	WSW	7 O	
29	29.86	46	50	57	SW	4.6 O	
30	29.83	49	52	62	SW. NW	4.6 O. BC	
31	29.87	38	42	57	SW	4 O	
Mean	29.83						

1843 March	Barometer 9 am.	Thermometer		Wind	Weather	Remarks	J's Age
		Min.	9 am.				
1	29.55	32	37	41 N	6 BC. 0. clear		
2	.87	28	33	40 N	6 BC		
3	30.01	29	32	41 N	6 BC		
4	22	32	36	45 N	6.4 BC		
5	.32	26	32	45 N. SW 3	4 BC 0		
6	.21	35	40	45 SW 5	0		
7	.10	28	32	44 S. 7	1 BC 7		
8	.20	36	36	44 S. SE	7 BC		
9	.28	32	35	41 SE	5 OF		
10	.07	33	40	46 SE	4 OF		
11	.07	36	42	49 SE	4 0		
12	29.91	41	45	54 South	3 0		
13	.72	36	41	60 W	3 BC.	at 9 a hot sun	
14	.42	47	50	62 W	6 BC. R		
15	.68	47	47	60 W	6 0		
16	.92	49	53	63 W. W. W.	4 0		

1843 March	Barometer 9 am.	Thermometer		Wind	Weather	Remarks	J's Age
		Min.	9 am.				
17	.86	41	52	65 SW	4 BC		
18	.83	43	46	64 S. SW	1 BC		
19	.81	42	45	51 SE	5 0		
20	.68	42	47	60 E.	6 BC		
21	.57	46	54	60 S. S. W.	6 BC		
22	.40	50	51	61 S. W.	4 R. BC		
23	.40	50	53	63 S. W.	7 0 BC		
24	.49	45	53	62 SE	6 0		
25	.67	44	46	52 SE	8 BC		
26	.72	38	42	52 SE	8.9 BC		
27	.68	37	40	45 E	8 C		
28	.60	38	44	48 E	7 BC		
29	.80	32	40	57 E. N. E.	7 BC		
30	.70	37	50	50 E. S. W.	5.3 0		
31	.48	40	55	62 S. W.	6 0		
Mean							

1843 April	Barometer 9 am.	Thermometer		Wind	Weather	Remarks	D's Age
		Min. ^m	9 am.				
1	29.45	48	51	by E	6.00 R		
2	.50	51	55	SSW	7 B.C.		
3	.72	49	55	WSW	7 BC		
4	.34	48	55	S	4 R		
5	.63	42	49	W	7 BC		
6	.78	42	50	SW	7 O.C.		
7	.53	50	51	SW	7 R		
8	.56	46		SW	7 BC	12 a remarkably severe squall & rain	
9	.55	43	45	SE	6 O		
10	.82	35	40	N ^o	6 B.C. R.		
11	.93	30	38	NNW	6 BC		
12	.84	30	38	NNW	6 BC		
13	.75	32	35	NNW	6 BC ^{snow}		
14	.80	32	44	W	6.7 O		
15	30.00	47	50	NNW	5 O		
16	29.85	49	53	SW. SE	6.4 BC		

Easter

17	29.82	45	55	NE	5 BC		
18	30.02	44	52	E.	6 O		
19	29.97	41	46	SE	4 O		
20	.68	45	58	SE SW	3 C.B.M.		
21	.80	47	55	SW	2 BC		
22	.80	50	53	SW	6.8 R.C.		
23	30.00	39	51	SW	6 O		
24	29.95	40	50	SE	5.7 BC		
25	.73	39	46	SSW	5 O.R. BC		
26	.56	38	42	SW	6 O.P.		
27	.77	39	45	NNW SE	5 O BC		
28	.72	41	50	SE.	5 O R		
29	.67	44	51	SSW	3 O R		
30	.67	46	59	E.	5 BC		
31							
Mean							

1943 May	Barometer 9 am.	Thermometer		Wind	Weather	Remarks	D's Age
		Min ^m	Max ^m				
1	30.03	43	60	68	E ⁺	8 B ^c	
2	.05	47	60	66	E ⁺	7 B ^c	
3	29.84	43	45	64	ENE	5 B ^c	
4	.77	46	58	66	S.W.	2 B ^c P	Shower
5	.75	48	54	65	SW	4 B ^c P	
6	.38	48	48	62	ENE	3 R - 3c	
7	.53	38	50	64	W.W.	2 B ^c P	
8	.53	41	47	54	ENE ENE	4 R	
9	.57	43	48	54	NE	6 O ⁺ P	
10	.88	44	49	57	NE	5 O	
11	30.10	41	50	62	NE	5 O	
12	.07	43	53	68	SE. SW	3 B ^m c	
13	29.87	52	57	66	SW	4 O B ^c	
14	.80	56	58	65	W.S.W.	2 O ^m P	
15	.53	50	53	66	W.W.	7 B ^c P	
16	.43	50	54	61	SW	6 R	

1943 May	Barometer 9 am.	Thermometer		Wind	Weather	Remarks	D's Age
		Min ^m	Max ^m				
17	29.41	51	53	59	N.W. E	5 R	
18	.44	44	49	54	N. NE	6 O R	
19	.80	45	51	57	E.	6 R	
20	.77	48	55	61	ESE	6 O P	
21	.67	49	60	68	S ⁺	4 O. P	
22	.68	45	53	65	S.	4 B ^c	
23	.66	50	60	64	SW. SE	5 B ^m c P	
24	.49	54	55	65	SE. S	6.4 R. P	
25	.53	50	57	68	SW	5 B ^c	
26	.65	51	59	68	SW	5.7 B ^c P	
27	.57	48	61	65	SW	6 B ^c	
28	.50	46	49	65	NW	6 P.	
29	.81	48	48	54	SE	6 R - B ^c	
30	30.00	37	50	64	S ⁺	4 B ⁺	
31	29.82	51	59	68	SW	5 P	
Mean							

1843 June	Barometer 9 am.	Thermometer		Wind	Weather	Remarks	D's Age
		Min.	9 am.				
1	29.68	56	62	SW	6 O.		
2	.31	55	58	SW	8 R		
3	.38	53	62	SW	6 Bc		
4	.52	50	64	SW	6 O.P.		
5	.74	45	68	N.	2 O.P.		
6	.83	46	57	WSW	4 O.P.		
7	.42	50	60	WSW	4-9 Bc-QPD		
8	.34	52	60	W	6 Bc		
9	.71	51	58	WNW	8 O-13P		
10	.90	48	56	WNW	8 9U		
11	.93	50	58	WNW	7 Bc		
12			59				
13	.81	48	52	WNW	R		
14	.81	52	60	N.	6 O.G		
15	.80	56	66	E	6 C-BC		
16	.89	51	65	ENE	8 C-BC		

to Edgewood.


Heavy rain ^{on} following night

DAFB

a light shower at midday.

Shower at 6 P.M.

1843 June	Barometer 9 am.	Thermometer		Wind	Weather	Remarks	D's Age
		Min.	9 am.				
17	29.91	48	58	NE	5 CB		
18	.88	51	58	E	5.3 C		
19	.78	51	53	NE	5 C		
20	.97	50	52	WSW	6.2 C		
21	30.04	46	53	SW.	2 Bc		
22	29.92	54	65	NW	3 C		
23	30.03	48	62	WNW	6 BC.		
24	29.97	52	61	WNE	6 BC.		
25	.86	50	54	WNW	5 O.		
26	.86	58	70	E	6 Bc		
27	.80	64	74	SW. NE	2.3 BC		
28	.67	48	56	N.	5 C. P.		
29	.73	44	57	WNW	4 CB		
30	.80	53	60	WNW	4.7 C		
31							
Mean							



Four
Rows

1843 July	Barometer 9 am.	Thermometer		Wind	Weather	Remarks	Day
		Min.	9 am. Max.				
1	29.91	53	65	9NW 3	BC		
2	.89	44	62	SW	5.7 O. BC		
3	.92	61	68	SW	6 BC		
4	.92	59	61	SW.	1 O.		
5	.74	60	76	SE SW	4.6 B		
6	.72	57	61	SW	5 BC		
7	.85	58	64	SE W	6 BC. P.		
8	.82	56	64	SE E	5 C. Some of rain. Fair afternoon		
9	.88	49	61	SE SW	5 C. BC. P.		
10	.92	51	66	SE E	6 BC		
11	.95	56	59	N	6 C		
12	30.09	53	64	N	5 BC		
13	29.97	53	69	SE W	2 P BC. P.		
14	30.00	56	59	N	3 O		
15	— 00	56	63	W	1 BC		
16	.14	59	67	W	4 BC	Very hot day — Does the mercury stick down the gauge after it?	
17	30.18	62	70	SW	1.4 B		
18	29.93	64	68	SW	3.8 B	Beautiful morning. At 10 the barometer rose and at 4 settled in heavy rain & the evening	
19	.77	53	64	W	4 BC		
20	.79	48	58	W	6 BC		
21	.76	53	63	SW	5 O		
22	.78	55	64	W	5 BC		
23	.48	57	53	SW W	8 BC. P.		
24	.95	45	59	W	6 BC		
25	30.09	48	60	SW	5 O		
26	.15	53	67	W	5 CB		
27	.01	57	59	W	1 P		
28	29.97	57	62	W	5 BC. P		
29	.76	56	64	W	6.8 O. P.		
30	.67	53	64	W.	5 BC. in night & rain		
31	.70	57	61	W	6 O		
Mean							



1843 August	Barometer 9 am.	Thermometer		Wind	Weather	Remarks	J's Age
		Min ^m	9 am. Mac ^m				
1	29.87	51	61	70 NW	3 BC		
2	75	51	65	69 SW	67 C P		
3	60	54	57	70 SW	78 B.C. 24		
4	52	57	60	67 SW	78 R ₂		
5	70	53	61	70 W	7 BC		
6	82	55	61	73 W	7.5 BC		
7	30.11	50	66	9 NW	5 BC		
8	04	69	77		Bm		
9	00	66	71	79 S ^m	1 Bm		
10	29.94	58	60	66 N.W.	4 O		
11	30.18	48	60	71 N	5- BC.		
12	21	52	65	74 N	5 BC		
13	21	54	61	72 N-NE	4 O-BC		
14	29.93	62	69	75 NNE	5 Bm		
15	78	62	69	71 W ^m	1 O		
16	95	62		77 W ^m	2 R. P. t.l.		
17	30.00	60	62	77 O	0 Wet Fog		
18	01	65	70	81 W ^m	1 BC		
19	29.81	64	76	82.5 N ^m	4 BC		
20	68	66	70	76 W ^m	1 O		
21	93	50	60	73 N.W.	5- BC		
22	67	52	62	68 S.W.	8 O. P		
23	54	50	61	70 S.W. E	4.6 B.C-R		
24	54	53	60	69 N.E. SW	3 R. BC		
25	79	53	66	70 South. S.W.	7 C		
26	85	59	65	71 SW	5.7 C.		
27	30.08	52	57	70 SW	2 O-BC		
28	29.93	53	65	69 South	4.70. R		
29	87	63	65	51 S.	4 O.		
30	30.61	63	68	72 S.W.	4 O		
31	10	62	65	73 SW	4 O		
Mean							



Four
R or P
S.

1843 September	Barometer 9 am.	Thermometer			Wind	Weather	Remarks	D's Age
		Min ^m	9 am.	Max ^m				
1	30.23	61	68	78.5	SW	3 BC		
2	26	64	70	78 NW ^m	2 BC			
3	25	63	70	79.5 W ^m	1 BC			
4	25	65	66	71 NW ^m	6 BC			
5	31	50.5	60	70 NW ^m	5 BC			
6	23	50	61	1 NW	4 BC		To Scarborough	
7		48	47					
8								
9								
10								
11								
12								
13								
14								
15								
16								
17								
18								
19								
20								
21								
22								
23								
24								
25								
26								
27								
28								
29								
30								
31								
Mean								



Fair
R. or P.
S

5

♀

♀

♀

♀

♂

♀

♀

♀

♀

♀

♀

♀

♀


♀

♀

♀

♀

1843 November		Barometer 9 am.	Thermometer		Wind	Weather	Remarks	D's Age
			Min.	9 am. Max.				
1	♀	29.51	44	45	53	W. SE 1.	R.	
2	♀	.65	35	44	53	W	O R	
3	♀	.60	41	49	60	SW. SE 1.2	O R	
4		.60	49	52	66	SW 4	BC R	
5		.65	41	51	53	NW 2	O	
6	♀	.88	42	50	60	SW 5	Og. R	
7		.63	48	55	60	SW 7	R	
8		.58	42	46	61	W 6	BC	
9	♀	.87	31	36	45	SW 5	B	
10	♀	.50	35	44	48	SW 5	R	
11		.07	37	40	47	SE 5	C	
12	0	30.00	35	42	48	ENE 6	BC	
13	♀	.08	32	35	44	E 1	O R	
14	♂	.05	35	40	43	ENE 4	O	
15	♀	.08	32	35	42	E 1	W. with fog	
16	♀	29.90	35	40	47	R 5	BC P	

1843 November		Barometer 9 am.	Thermometer		Wind	Weather	Remarks	D's Age
			Min.	9 am. Max.				
17	♀	.03	31	41	51	SW 4	C	
18	♀	.57	30	45	55	SW 5	BC. Rain	
19	0	.65	34	41	53	SW 1	BC	
20	♀	.43	42	49	54	W. NW 9	O. P. D	
21	♂	.61	42	54	56	SW 8	O. P. D	
22		.44	52	54	62	SW 8	O	
23	♀	.35	44	53	61	SW 7.10	P.	
24	♀	.49	36	40	50	S. 7	Fog. P	
25	♀	.61	38	41	57	S by W 4	R	
26	0	.60	39	53	60.5	SW 5.7	R	
27	♀	.59	51	53	62	SW 5.10	O	
28		30.00	48	52	63	W.	BC	
29	♀	.21	44	48	62	W 4	BC	
30	♀	.30	35	39	50	W 2	BC. F.	
31						Rain night		
Mean							Fair BarP 18	

1843 December		Barometer 9 am.	Thermometer		Wind	Weather	Remarks	J's Age
			Min.	9 am.				
1	♀	29.95	38	40	50 NW	6		
2	♀	30.09	38	39	45 NW	2 Bf.		
3	♂	21	43	49	63 NW	2 07		
4	♀	30.30	40	50	62 W	1 07		
5	♂	30.09	47	50	62 SSW	47 D		
6	♀	30.22	40	45	60 SW	5 13 C		
7	♀	18	40	48	56 SSW	6 0 D		
8	♀	09	47	51	63 WNW	5 BC		
9	♀	21	36	38	48	0	Net for	
10	♂	15	38	45	59 W	1 20		
11	♀	20	43	45	55 S	4 BC		
12	♂	34	33	34	39 0	07		
13	♀	43	32	34	48	07		
14	♀	44	35	40	59	2.5 B 1/2 BC		
15	♀	31	40	48	61 SW	4 0 -R		
16	♀	27	44	46	61 SW	4 BC p		

1843 December		Barometer 9 am.	Thermometer		Wind	Weather	Remarks	J's Age
			Min.	9 am.				
17	♂	34	46	47	62 NW	2 Bf		
18	♂	37	40	46	51 W	1 07		
19	♂	37	44	46	50	0 07		
20		33	45	45	61 SE	2 07		
21	♀	27	44	46	61 S	1 BC		
22	♀	33	44	46	60 SW	6 BC 1/2		
23	♀	33	43	54	64 SW	4 0 BC		
24	♂	40	52	54	65 SW	3 BC		
25	♂	40	51	53	61 NW	1 07		
26	♂	32	44	46	60	07 yellow fog - air		
27		34	45	48	61 SE	1 07 D		
28	♀	36	44	50	62 S	2 BC		
29	♀	36	45	49	61	4 0		
30	♀	18	40	41	59 S	2 0		
31	♂	29.07	41	46	52 SSW	3 0		
Mean								



1844 January	Barometer		Thermometer		Wind	Weather	Remarks	J's Age
	9 am.	Min.	9 am.	Max.				
1	D	29.51	38	39	40	S.	1	Snow
2	♂	42	31	44	39	NNW	6	Imp. in night
3	♀	45	23	27	33	NW. S	1	B. D.
4	♀	51	38	45	60	S.	2	R. Og
5	♀	60	44	53	60	S.	2	R.
6	♀	20	46	47	61	SSW	97.4	B. C.
7	⊙	43	38	39	53	WNW	4	B. C.
8	D	70	32	35	44	WNW.	4	B. C.
9		30.23	32	37	44	NE	6	O.
10		10	40	42	48	SSW. SE. ^{NE. NW}	4	D. B. C.
11		28	34	40	50	W	3	O. B. C.
12	♀	14	38	42	57	S.	3	O. R.
13	♀	29.88	38	39	47	N.	1	R. B. C. R.
14	⊙	30.05	33	36	40	NE	5	R. B. C.
15	♀	27	30	32	37	NNE	3	B. C.
16	♂	20	26	30	44	N.	2	B. C.


WN - 8 pm R. E. - a few drops of heat

17	18	19	20	21	22	23	24	25	26	27	28	29	30	31	Mean
♂	♀	♀	♀	⊙	☽	♂	♀	♀	♀	♀	♀	♀	♀	♀	
11	12	29.90	90	85	85	94	30.10	18	18	18	29.82	90	77	72	
32	37	38	36	36	40	36	40	32	38	36	42	37	41	32	
36	43	44	40	44	42	42	42	36	41	44	47	42	50	33	
46	48	49	43	49	49	45	48	47	48	52	55	52	62	49	
WNW	NW	W	WNW	W. NE. E	N	E.	Φ	W. 0.2	NW	W	SW. - NW 4.6	W.	N by W.	N by W.	
3	3	4.6	4	5	5	5	0	0.2	4	4	4	4	57	7	
O. C.	O	O	B. C.	O - B. C.	O	7	07 B. C.	07 B. C. D	B. C.	Og	N - B. C.	B. C.	B. C.	P. C. D. S.	



1844 February	Brometer 9 am.	Thermometer		Wind	Weather	Remarks	Days Age
		Min.	9 am.				
1	29.00	27	33 39	N.E	B.		
2	— 51	32	33 35	SW	Snow		
3	.83	20	33 39	N.E	BC		
4	.62	29	35 39	S	Snow and Rain		
5	.61	30	33 38	SW	O		
6	.60	27	33 43	SW	2 of BC		
7	.27	35	40 46	S	4. 04 R		
8	.18	32	30 54	SW	BC		
9	.27	32	38 52	SW	4 BC		
10	.33	32	36 41	NW	5 R		
11	.70	32	35 39	N.	6 O		
12	.90	32	34 39	N.	4 C		
13	30.00	27	28 36		Fog		
14	30.04	23	33 40	N	1 O. Fog		
15	29.84	33	42 48	SW	2.4 BC. P		
16	30.04	33	44 48	WNW	3 BC		

17	30.01	35	41 49	SW-N	4 07. BC		
18	29.76	39	44 52	WNW	4 O		
19	.41	40	46 52	SW	8 BC-R		
20	.68	30	37 43	WN	5 BC		
21	.50	28	36 43	SW	5 S. clear		
22	.25	32	32 36	NE	5 S. clear		
23	.70	24	33 51	S. WNW	1.47 BC-R		
24	.01	35	44 49	WNW	6 BC. O.		
25	.45	34	43 52	W	7 R		
26	28.75	38	45 58	W-WNW	8 BC. P		
27	29.34	28	34	NE. fog	BC		
28	.53	33	42 48	WNW	5.7 BC		
29	.52	33	43 57	WNW	6 BC		
30			48				
31							



Fair
R. or
S

1844 March	Barometer 9 am.	Thermometer		Wind	Weather	Remarks	D's Age
		Mine	9 am.				
1	29.30	43	49	W	Bc		
2	34	37	44	W	Bc		
3	34	35	44	W	Bc		
4	35	38	42	E	R		
5	71	32	38	NW	0		
6	72	28	35	NW	4 Bc		
7	98	30	37	NW	5 0-Bc		
8	30.21	31	37	NW	4 Bc		
9	29.90	30	46	SW	5 0		
10	66	41	41	SW	3.6 RR		
11	65	35	48	SW	7.9 QP		
12	50	33	47	W	7.9 Bc		
13	87	32	42	W	4.7 Bc		
14	80	34	40	W. ESE	of R		
15	42	40	47	W	R. Bc. R		
16	42	38	46	S. - NE	6.8 0.7		

1844 March	Barometer 9 am.	Thermometer		Wind	Weather	Remarks	D's Age
		Mine	9 am.				
17	78	38	39	ENE	7 Bc		
18	90	30	43	NNE	6 Bc		
19	98	37	40	N	6 Bc		
20	55	40	45	NW	6 Bc		
21	92	28	40	NW	6 0. P		
22	72	28	44	SW	5 0. P		
23	50	41	43	NW	6 0. P		
24	50	34	45	SW	7 0. R		
25	52	41	45	SW	3 0. P		
26	55	43	53	NW	6 C. Bc		
27	77	48	54	SW	5 Bc		
28	30.20	44	53	NW. NE	5 Bc		
29	43	39	42	NE	1.3 RR-Bc		
30	30	39	47	ESE	6 Bc		
31	14	42	46	ESE	7 0		
Mean							

1844 April		Barometer 9 am.	Thermometer		Wind	Weather	Remarks	D's Age
			Min ⁿ	9 am. Max ⁿ				
1	♀	30.15	39	47 62	E ⁿ 1	☐		
2	♂	07	41	52 66	S ⁿ W 1.4	BC ⁿ		
3	♀	29.83	43	57 67	S ⁿ W 2.6	2 BC		
4	♀	.66	44	55 67	S ⁿ W 4	BC		
5	♀	.52	46	53 57	S ⁿ	D.O		
6	♀	73	41	50 57	SE	BC		
7	♀	30.05	37	47 57	E ⁿ	BC		
8	♀	.30	36	43 62	E ⁿ	☐		
9	♂	.63	39	52 66	S ⁿ W ⁿ 1	BC		
10	♀	.32	44	52 68	S ⁿ	BC		
11	♀	29.97	41	53 67	S ⁿ W 5	BC		
12	♀	.90	41	49 64	N ⁿ W-SW 5.8	BC	Rain at 5	
13	♀	.60	46	52 65	WNW 7	BC. P		
14	♀	.82	50	57 64	W ⁿ	5 O. P. after		
15	♀	30.00	45	53 67	S ⁿ W 4	O-BC		
16	♂	08	50	54 63	S ⁿ W 4	O		

Good
Friday
Easter

Boscawen (continued)

17	♀	.10	46	58 67	☐. E ⁿ 0.2	I		
18	♀	.07	45	57 65	W ⁿ	4 BC ⁿ		
19	♀	.28	40	52 65	WNE 4	BC		
20	♀	.23	49	57 68	W	4 C		
21	♀	.18	52	68 69.5	W ⁿ	3 BC		
22	♀	.07	45	56 69	W ⁿ	1 BC		
23	♀	.15	45	53 68	W ⁿ	2.4 BC		
24	♀	.07	44	56 68.5	W ⁿ	4 BC		
25	♀	.13	42	54 68.5	W ⁿ E ⁿ	4 BC.		
26	♀	29.83	45	58 71.5	E ⁿ E	4 BC.		
27	♀	30.18	47	53 62	WNE	6 BC		
28	♀	.30	42	54 65	W ⁿ	1 BC.		
29	♀	.12	37	52 58	E ⁿ S.	8 BC		
30	♀	.18	42	58 62	E.	7 BC		
31								
Mean								



*Emily Alicia Palmer Christened
at 7.45 P.M. by W. H. Bennett*

Kept for Queen's Birthday


1844 May	Barometer 9 am.	Thermometer		Wind	Weather	Remarks	D's Age
		Min.	9 am.				
1	30.30	43	57	ESE	6 Bc		
2	38	43	56	ESE	5 Bc		
3	34	43	56	ESE	6 Bc		
4	37	48	53	NE	7 0	a few drops	
5	29.97	49	54	NNE	5 0-Bc		
6	87	47	60	NNE	4 Bc		
7	86	48	64	E	3 Bc		
8	90	49	59	N	4 Bc		
9	90	51	62	ESE	2 Bc		
10	90	53	60	NNE	1 D-Bc		
11	87	47	52	NE	6 Bc		
12	30.07	52	58	NE	5 0		
13	30	40	61	N	4 Bc		
14	27	51	65	NE	2 B		
15	31	43	53	NE	7 Bc		
16	13	44	55	ENE	5 Bc		

1844 May	Barometer 9 am.	Thermometer		Wind	Weather	Remarks	D's Age
		Min.	9 am.				
17	35	44	64	NNE	6 Bc		
18	35	48	52	NNE	6 C-P		
19	35	52	57	NNE	7 Bc		
20	34	54	59	N	6 Bc		
21	30	45	52	NNE	5 B		
22	30.05	50	58	NE	3 0		
23	30	47	52	N	5 0-Bc		
24	29.95	44	51	NNE	5 Bc		
25	30	45	51	N	6 0		
26	30.10	41	51	NNE	5.7 C		
27	30	41	51	NNE	6 0-P		
28	29.92	43	54	NNE	7 0		
29	30	46	57	NNE	6 0		
30	30	45	57	N	7 0		
31	31	46	52	N	5 0		
Mean							

1944 June	Barometer 9 am.	Thermometer		Wind	Weather	Remarks	J's Age
		Min ^m	Max ^m				
1	29.91	43	58	NE	6 BC	Greenwich Vibration	
2	.88	45	50	NNE	5 O. BC		
3	30.00	43	53	NNE	7 BC		
4	.05	47	62	NNE	5 BC		
5	29.87	50	57	SW	5 BC		
6	.68	56	58	SW	6 O.		
7	.80	57	62	SW	3.7 O		
8	.97	52	62	SW	5 O	Aboard 2 am. Per Return Return 5 am	
9	.91	53	62	SW	3.6 D. BC		
10	.95	55	64	WSW	3 O		
11	30.10	50	62	W	3 BC		
12	.10	50	63	SW	2 BC		
13	^{29.96} 30.00	58	70	SW	2.7 BC		
14	.02	54	62	SW	7 BC		
15	.00	53	60	WSW	6 BC		
16	.14	49	59	WSW	4 O.		

17	30.11	50	66	SW	3.7 BC	Remains clear & hot	
18	29.70	53	62	SE	2 O. R.		
19	.74	54	56	W	1 P.		
20	.95	50	57	SW	3.7 O. P.		
21	.96	54	65	SW	6 BC	increased during the whole day NE in the day	
22	.75	61	65	SW	5 B		
23	.72	65	72	SW	3.7 BC		
24	.71	71	71	SW	3 R		
25	.60	68	59	WSW	4 O. R		
26	.69	50	62	WSW	4 O. R		
27	.75	53	58	W	5 O. BC		
28	.85	58	65	W	2 BC		
29	30.00	54	65	SE	2.5 BC		
30	29.86	56	72				
31							
Mean							

1844 August		Barometer		Thermometer		Wind	Weather	Remarks	D's Age
		9 am.	Mid.	9 am.	Max.				
1	2	29.68	49	60	71	WNW	6.8 Bc P		
2	♀	.81	48	60	71	WNW	6.8 Bc P		
3	♀	.50	54	62	69	SW	7.9 C B. P		
4	♂	.35	54	62	71	WNW	7.5 Bc P		
5	♀	.80	50	64	71	SW	5 Bc. R		
6		.53	57	66	70	SW	6.8 P. - Bc		
7	♀	.63	53	65	72	West	8 Bc. P		
8	4	.63	52	60	70	WNW	6.8 Bc		
9	♀	.70	50	60	72	WNW	5.2 Bc		
10	♀	.61	50	59	70	W.	8 C		
11	♂	.70	47	58	72	W.	3 Bc	showers	
12	♀	.41	56	63	69	SW	7 CO	Frequent & heavy showers	
13	♂	.60	56	60	68	SW	5 C-P		
14	♀	.41	53	58	66	SW	5 P.		
15	4	.348	49	59	66	WNW	6 Bc P		
16	♀	.83	50	59	70	SW	5 Bc.		

1844 August		Barometer		Thermometer		Wind	Weather	Remarks	D's Age
		9 am.	Mid.	9 am.	Max.				
17	♀	29.73	57	60	69	W	7 C		
18	♂	.95	48	58	67	WNW	6 C Bc		
19	♀	30.07	47	57	60	WNW	5 Bc.		
20	♂	29.63	61	69	75	W.	5 C		
21	♀	.85	54	58	70	WNW	7 P. C - C		
22	♂	.85	53	60	69	W	6 C		
23	♀	.68	49	57	67	W	5 Bc		
24	♀	.70	48	60	69	W	3 Bc		
25	♂	.83	53	57	69	WNW	3.7 C. Bc		
26	♀	.95	54	60	67	WNW	5 C		
27	♂	30.03	57	58	67	WNW	6 C Bc		
28	♀	.08	46	54	68	WNW	5 Bc		
29	4	.06	46	53	70	WNW	2 Bcm		
30	♀	.04	49	60		SE	4 Bcm		
31									
Mean							Fair P. or P. S.		

1844 September	Barometer 9 am.	Thermometer		Wind	Weather	Remarks	D's Age
		Min	9 am. Max				
1	30.29	49	58	SE.	2	F. B	
2	.25	52	61	E	2	W. B	
3	.05	53	66	E	5	W B C	
4	29.91	61	66	E	4	W B - B C	
5	.01	60		E	6	O. R. - B C	
6	.01	59	70	E - SW	5-4	O. R. - B C	
7	.05	61	66	SW	3	B - B C	
8	.04	50	63	NE	1-2	B M - C - R	
9	.71	56	61	NE	1	D. O - R	
10	.76	57	58	NW E - NW	3	Og - B	
11	.90	47	59	N	2	B - C	
12	.96	51	59	NW	1 1/4	O - B C	
13	30.09	55	64	NW E - NW	1	O M - B C	
14	.01	55	63	W S.	4	W B C M	
15	29.81	59	62	SW - W	7	W O P D	
16	.79	61	65	W	7	O U D	

Heavy rain last night; began at 1.30!

17							
18							
19							
20							
21							
22							
23							
24							
25							
26							
27							
28							
29							
30							
31							
Mean							

*Maximum (H) 74.0
Minimum (L) 34.5*

*Fair
R or P.
S.*

1 H. M. 9. 1. 30.

1844 October	Barometer			Thermometer		Wind	Weather	Remarks	Age
	9	am.		Min.	9 am.				
1									
2									
3									
4									
5									
6									
7									
8									
9									
10									
11									
12									
13	☉	29.35				SW 7	P.		
14	☽	28	49	54		SW 7	P.		
15	♂	.02	46	52		SW 7	P.		
16	♂	28.90	46	47		W 1.6	P.		
17	4	29.18	42	50		WNW 6	P. Bc		
18	♀	56	39	45		W 5	Bc		
19	♀	71	35	43		W 2.8	Bc. R		
20	0	48	43	50		WSW 5	Bc.		
21	☽	.45	44	48	55	SW. SE 4	Og. R. ---		
22	♂	67	43	45	57	W. SW 1.3	R. Bc		
23	♂	80	35	36	56	SE ---	0 1 7		
24	♀	80	42	47	55	W. SE. E 6	Og. R. ---		
25	♀	68	46	47	52	N. 8	R. 0		
26	♀	80	41	45	56	NNW 6	Og		
27	☉	30.12	43	45	52	W 2	Og		
28	☽	08	38	41	50	WNW. E 3	Og.		
29	♂	29.97	41	46	50	SE. 4	Og		
30	♂	85	41	41	47	E 7	R. Bc		
31	♂	85	41	44	52	E 2	7		
Mean									

Minimum 34 } since
Maximum 64 } Sept 16

Opening of the Exchange



Fair
R. or P.
S.

1844 November		Barometer 9 am.	Thermometer		Wind	Weather	Remarks	D's Age
			Min ⁿ	9 am.				
1	♀	29.58	45	47	50	E	7.8 O _g	
2		10	39	41	45	SE	9 R	
3	♂	23	37	39	45	NE	7 0 R	
4	♀	31	37	44	47	NNE	7 0	
5	♂	.18	35	41	45	N ^o	6 O. R	
6	♀	.22	38	40	53	N ^o -W	2 O _g d.	
7	♀	18	39	44	50	N ^o -SE	1.3 O _g R	
8	♀	05	44	46	57	SE	2 O _g R _g R	
9	♀	28.94	46	49	53	SE	2 O _g R _g R _g	
10	♂	29.10	38	40	48	N ^o	1 R _g P. R _g	
11	♀	.10	38	45	53	W-SW	3.8.4 Bc	
12	♂	.24	41	48	53	SW	5 R	
13	♀	.46	48	53	57	SW	5 R	
14	♀	95	44	40	59	SW	5 O. R	
15	♀	30.01	48	53	61	SW	3.7 O-d	
16	♀	09	48	52	61	WSW	4 O Bc	

1844 November		Barometer 9 am.	Thermometer		Wind	Weather	Remarks	D's Age
			Min ⁿ	9 am.				
17	♂	30.20	49	53	62	WSW	4 0	
18	♀	.18	50	52	61	SW	3 0	
19	♂	11	50	51	60	SW	3 0	
20	♀	04	47	50	59	SW	2 O-Bc	
21	♀	.18	38	39	46	-	0 B _g R _g	
22	♀	08	33	38	48	-	0 R _g	
23	♀	05	38	42	55	SW-E	2 70	
24	♂	29.93	38	41	58	NE	2 0	
25		.91	36	39	46	N	4 0	
26	♂	30.10	33	34	41	N ^o	1 B _g	
27	♀	.21	30	33	48	SW	0.3 R Bc	
28	♀	.02	38	40	45	S ^o SW	2 O _g B _g	
29	♀	29.88	38	40	42	SE	4 O _g	
30	♀	30.0	38	38.5	40	NE	5 0	
31								
Mean								



1844 December	Barometer 9 am.	Thermometer		Wind	Weather	Remarks	J's Age
		Min.	9 am.				
1	30.03	33	35	40 NNE	2	O-BC-O	
2	29.95	35	37	40 NE	2	O.	
3	29.95	33	36	39 NE	3	O	
4	30.10	34	35	38 NE	6	O	
5	01	28	30	37 E	6	Bm	
6	10	24	26	35 EN	1	Bm	
7	14	29	31	34 E	6.8 Om		
8	04	27	30	31 E	6	O	
9	29.95	27	28	33 E	6	O a little snow	
10	95	28	31	31 EN	6	O	
11	84	29	30	31 NE	3	Og-H	
12	82	28	31	31 E	2	of	
13	46	24	26	30 E	6	O	
14	40	26	30	34 E	4	of	
15	48	32	35	39 E	6	of	
16	28	36	38	40 E	4	of	

17	30	38	41	43	—	0	of	
18	51	39	41	44	EN	2	of	
19	95	40	40	42	E	6	R	
20	30.15	32	35	36	NE	6	C. BC	
21	17	30	33	34	ENE	7	O.	
22	14	31	32	34	ENE	17	C	
23	10	32	33	34	ENE	5	O	
24	14	33	34	35	EN	2	of	
25	18	31	33	35	E	3	of	
26	02	32	33	38	O EN	0.2	W. of	
27	00	32	33	40	EN	1	W.	
28	29.88	34	38	45	SE	1	W.	
29	84	39	47	53	SE	1	W.	
30	85	38	39	43	EN	1	W. of	
31	94	34	39	44	NE	3	O. BC. R	
Mean								



1845 January	Barometer 9 am.	Thermometer		Wind	Weather	Remarks	D's Age
		Min.	9 am.				
1	30.04	35	39	42	E	3.5 O. Bc. O	
2	.00	35	37	42	NE	4 Bc	
3	29.91	31	32	46	EN. SW 12	Bmc	
4	30.04	38	40	45	SW	3 Bmc	
5	04	40	43	49	SW	3 O. R	
6	01	42	45	51	SW	3 Bc.	
7	.12	45	46	51	SW	2 O.	
8	12	33	33	36	SW	1 7	
9	.00	32	33	40	SE	2 F. Wet fog	
10	29.90	30	37	1	SE 4	1 Bc. brilliant sun	
11	64	37	47	49	SW	8 O. R	
12	70	45	45	47	SW	5 7-R	
13	.68	39	42	43	SW	4 Bc	
14	.60	41	42	56	SE. SW	2 7	
15	64	41	42	45	SW	2 P. CB	
16	.91	41	43	51	SSW	2 F	

17	30.0	35	39	51	SW	5 O	
18	29.72	38	44	52	NE	5 C. P.	
19	.53	36	44	52	SW	3 Bc. hail & rain	
20	.84	34	37	43	NNW	8 R	
21	29.02	31	33	42	NNW	6 Bc	
22	30.05	34	38	47	SW	2 O. Bc. D	
23	.09	39	44	54	SW	2 O. Bc. D	
24	29.94	39	43	45	SW. NW	Bc. P. Bc	
25	.55	30	34	53	NE. SW 3.7	Bc. P.	
26	29.95	36	43	46	SW	9.6 Bc	
27	.50	24	36	40	SW	6 R	
28	.24	29	33	41	SW	3 Bc. R	
29	.04	28	31	37	SW	5 O. R	
30	.15	28	30	35	SW	7 7	
31	.18	21	28	30	NE	5 Bc. S.	
Mean							



1845 March	Barometer 9 am.	Thermometer		Wind	Weather	Remarks	Days Age
		Min.	9 am.				
1	29.85	30	32	38	E.	6 BC	
2	80	32	34	41	NE	4 BC	
3	65	36	37	39	ESE	3 D.R. S.	
4	80	25	27	32	NE	6 BC-O	
5	82	25	29	30	N	5 Snow. BC	
6	30.08	19	25	32	NE	4 BC	
7	10	24	30	36	NE	5 O	
8	00	30	33	37	NE	2.6 O _g S.	
9	00	30	35	41	N ^o	9 BC	
10	03	33	37	43	N	6 O BC	
11	29.90	31	35	41	NNW	6 BC <i>Thunder & Lmk</i>	
12	81	28	32	37	NW. N ^o S	5 O	
13	72	23	24	25	ENE	7 O	
14	63	15	23	32	Nby E	6 BC	
15	67	22	27	29	N.	6 BC	
16	53	28	29	31	ENE	8 O. S	
17	67	22	25	36	NW	4 BC	
18	65	23	30	40	NW	4 BC	
19	61	31	34	42	NNW	2 O-BC	
20	98	27	32	39	NNW	5 BC	
Good Friday		30.36	25	33	41	ENE. N ^o S. 2 BC	
22	27	36	45	48	SW	3 O. R	
23	10	46	50	53	SW	3 O. R. R. day	
24	29.93	43	47	56	NW	5 C. BC	
25	30.66	40	46	53	NE. SW	2 O. R	
26	29.96	45	47	56	NNW	4 BC	
27	78	44	52	58	W	8.6 P.	
28	62	48	51	59	W	8.9 P.	
29	97	39	45	57	NW	6.7 BC	
30	30.17	37	45	53	NW	7 CB P	
31	20	38	47	58	NW	6	
Mean							



1845 April	Barometer 9 am.	Thermometer		Wind	Weather	Remarks	Days Age
		Min ^m	9 am. Max ^m				
1	30.21	38	40	45	NE	6	0
2	04	36	42	54	E ¹	5	CB
3	29.90	40	48	64	ESE	5	CB
4	.84	41	52	62	SE	4	BCu
5	.95	35	40	53	E ¹	6	0
6	.84	34	44	53	NE	6	BC
7	.88	32	41	54	E ¹	6	BC
8	.53	34	40	53	E. SW	4	D. BC
9	10	32	41	46	NW	7	O. R
10	28.57	37	40	50	NW	6	R. P
11	29.14	37	41	45	Nby E	8.4	P
12	65	38	42	53	NW	5	0
13	70	37	47	56	W.	4	P.
14	40	41	45	53	NW ^{mod}	7	R
15	58	41	42	43	NW ^{mod}	8	R. O
16	30.10	39	41	45	Nby W	8	O. BC

17	21	39	49	52	N	8	BC
18	06	38	41	53	NNE	7	0
19	30.0	39	43	56	NNE	7	0
20	0	38	45	62	NNE	7.5	BC
21	01	40	52	61	E	6	BC
22	29.94	40	45	62	NE-E	4	Og BC
23	82	41	52	65	ESE	4	BC.
24	70	43	50	65	ESE	3	of
25	76	46	53	65	Nby E	3	BC.
26	40	52	53	61	South	7.8	R
27	53	48	53	60	SW	7	P
28	58	46	57	64	South. SW	6	P. BC
29	.80	51	66	66	WNW	4	C
30	.91	51	55	63	SW	3	0
31							
Mean							



Fair
R. or P.
S.

1845 May	Barometer 9 am.	Thermometer		Wind	Weather	Remarks	D's Age
		Min ^m	9 am.				
1	29.86	52	58	SW	7.8 BC		
2	.78	50	53	SW	6 BC. Pk.		
3	.90	44	50	W	5.7 0-BCP		
4	.81	41	50	NNW	4.7 BCP		
5	.83	40	49	NNW. NE 8	Pk.		
6	.73	36	45	North E 5	BC. P		
7	.62	41	45	NNE 5	9. R		
8	.43	40	43	NNW. W 2	9. R P		
9	.42	41	46	NNE 3	0. Bcm		
10	.42	37	47	SE 4	2.5 BC		
11	.71	44	46	ESE. SW 6.5	0		
12	.70	47	52	SW. NW 3	0. P		
13	.95	43	52	NW 7	BC		
14	30.20	44	52	N	7.4 BC		
15	20	45	53	NW E 6	BC. P		
16	20	47	57	NE 6	0		

17	.04	49	53	NNW 62	NNW 5.0		
18	.00	38	50	61	North 5.0		
19	29.80	45	50	59	NNW 6 BC P		
20	.80	40	52	58	NNW 6 BC P		
21	.74	43	52	54	NNW 6 BC P		
22	.62	43	52	58	NW E 7 ⁸ BC R		
23	.72	42	47	60	NNW 6 0. R		
24	.75	46	50	59	NNW 5 0. R		
25	.74	45	48	54	SE 4 R		
26	.60	46		61	SE 3 R-BC		
27	.71	40	60	66	E 3 BC		
28	.73	47	55	63	NE 7 P-BC		
29	.73	50	53	53	NE 7 0. P		
30	.73	49	53	63	NNW. NE 7 0. BC.		
31	30.10	46	57	64	N. - NW 4.20. BC		
Mean							



Fair
R. on P.

1845 June	Barometer 9 am.	Thermometer		Wind	Weather	Remarks	D's Age
		Min ^o	9 am.				
1	30.05	49	61	SW	2 CB		
2	.05	52	64	S ⁴	1 BC		
3	29.64	52	65	S ⁴	1.7 BC-P		
4	50 ⁴⁴	48	52	W	6 BC-R		
5	52	51	60	S	6.8 R-BC-R		
6	59	57	61	S	8.6 BC		
7	82	52	62	S	6.8 BC-R	Undulation RO ground	
8	85	48	53	SSW-Wg	0		
9	30.25	46	59	W-W	2 BC		
10	31	48	60	W	2 BC-m		
11	18	53	66	N ^o E 3	3 B		
12	10	53	69	ESE	3 B		
13	10	63	70	E ⁺	2 0 muggy BC		
14	04	65	69	NE	2 0 BC		
15	29.97	65	69	E ⁺	1 B-m		
16	82	64	69	S ⁴	1 B-m		

Comet H^o close to Capella at 11 pm

17	79	61	70	75	S ⁴ E 5	BC-P	
18	70	63	66	71	W	6 R	
19	87	49	57	68	W	5 0 BC	
20	30.00	57	59	71	WNE	5 BC	
21	07	53	65	71	E ⁺	1.3 BC	
22	29.89	56	68	71	NE	7 BC	
23	30.07	52	62	72	W-W	6 BC	
24	29.97	57	63	74	N ^o SW 1.7	BC-P	
25	78	57	62	71	W. W	6 0 BC	
26	72	53	60	70	N	6 BC	
27	72	53	60	67	SW	7 R	
28	30	57	59	72	S ⁴ W 3-6	0 5-R-BC	
29	07	43	61	71	W ³	3 BC	
30	01	53	59	70	W-W	6 0 PD-BC	
31	49						

Aunt J. Boolein banded at Kew at 11 pm
Very heavy rain at 11 am.
Rain began shortly after midnight



Fair
R. or P.
S.

1845 July	Barometer 9 am.	Thermometer		Wind	Weather	Remarks	D's Age
		Min.	9 am.				
1	29.60	54	60	SW	7.9 R		
2	.75	53	62	SW	17 BC. P		
3	.68	57	71	S.	5 Lk.		
4	.97	58	64	SW	2 C. BC		
5	30.10	53	61	SW	1 BC		
6	.01	58	68	SE	7 BC. L.		
7	29.85	66	73	SE. SW	1.3 B		
8	.90	61	63	SE. SW	1.7 D. BC		
9	.93	57	65	W.	6 BC.		
10	.75	56	61	SW	5 R.		
11	.65	53	65	SW	6 R.		
12	.87	41	48	SW	6 BC		
13	.91	54	56	SW. NW	5 OF BC		
14	.85	53	63	SW	6 BC. P		
15	30.00	52	59	SW	6 C. P		
16	.00	48	57	SW	6 BC		

St. Louis

1845 August	Barometer 9 am.	Thermometer		Wind	Weather	Remarks	D's Age
		Min.	9 am.				
17	29.90	51	56	SW	3 P. BC		
18	30.00	52	57	SW	4 C		
19	30.00	53	57	SW	1.3 BC		
20	29.92	54	60	SW	6.7 BC		
21	.83	57	62	SW	1 R. BC		
22	.85	59	65	SW	6 BC.		
23	.86	53	58	SW	6 R.		
24	.85	54	57	SW	4 O		
25	.87	56	59	SW	2 O.		
26	.87	58	62	SW	1 Og		
27	.84	54	58	SW	6.8 g - R. C. P. m.		
28	.71	56	57	SW	5 Bm		
29	.55	49	58	SW	6 BC.		
30	.74	46	60	SW. SW	BC. R		
31	59	55	62	SW	6 BC. P		
Mean							



1845 August		Barometer		Thermometer		Wind	Weather	Remarks	D's Age
		9 am.	Min.	9 am.	Max.				
1	♀	29.63	56	51	63	SW	6.7 BC.		
2	♀	43	38	53	62	SE	4 A		
3	♂	57	53	50	61	SW	7 0. P		
4	♀	55	66	53	65	SW	5 P-BC		
5	♂	61	63	53	65	SE	3 0. P-BC		
6	♀	71	71	58	64	WNW	4.7 BC		
7	♀	70	72	53	61	WNW	4 C.-P		
8	♀	77	74	50	61	NW	5 BC		
9	♀	47	48	53	61	SW. with 8	R		
10	♂	50	49	53	56	WNW	4.7 O-R		
11	♀	58	63	56	62	WNW. X 5	BC. P		
12	♂	78	86	56	60	WNW. SE 3	BC. P		
13	♀	93	92	49	53	WNW. NE 3	R BC		
14	♀	89	73	50	60	WNW	3.7 O		
15	♀	70	64	53	57	WNW	8.5 O. BC. P		
16	♀	78	80	46	57	WNW	6 BC		

Part: paragon, Pigeon and to Ruman
and her graces Majesty to Antwerp

17	♂	81	78	50	57	WNW	4 O. BC		
18	♀	72		47	60	SW	4 O. BC. R		
19	♂	31	19	53	60	SW. with 4.9	R - -		
20	♀	53	67	49	60	WNW	8 BC.		
21	♀	85	98	47	58	WNW	6 BC		
22	♂	30	16	45	56	WNW	5 BC		
23	♀	07	29	92	57	SW	5 BC		
24	♂	29	97	94	60	WNW	5 BC		
25	♀	98	80	50	63	SW	6.8 BC		
26	♂	83	93	52	62	SW	6.8 BC		
27	♀	30	05	09	48	WNW	6 BC		
28	♀	15	18	52	58	SW	6 BC.		
29	♀	28	18	49	57	SW	6 BC.		
30	♀	24	28	45	56	SW	6 BC.		
31	♂	28	20	51	58	SW	5 O. BC.		
Mean									

PM Gale strong heavy rain
and some calm E-W

Heavy shower 4 am



1845 September	Barometer at 9 am.	Thermometer		Wind	Weather	Remarks	J's Age
		Min ^m	Max ^m				
1	30.10-10	54	58	65	NNE	8	0 BC
2	31.11.9	55	60	64	NNE	6	0 BC
3	31.11	59	58	64	NNE	6	0
4	31.11	45	55	64	NNE	6	BC
5	31.11	45	57	60	NNE	6	BC. Partly rain
6	31.11	51	58	60	NNE	7	BC
7	31.11	46	59	65	ESE	7	BC
8	31.11	47	55	66	NNE	6	0 BC
9	31.11	43	54	67	SW	1	BC
10	31.11	48	59	69	N	1	0 BC
11	31.11	52	56	62	NNE	6	0 BC
12	31.11	53	60	65	ESE	7	BC
13	31.11	47	54	65	ESE	5	BC
14	31.11	55	58	65	SW	3	0 BC
15	31.11	46	54	58	ESE	6	BC
16	31.11	44	53	54	SW	5	BC

17

18

19

20

21

22

23

24

25

26

27

28

29

30

31

Mean

Fair
R. or P.
S.

1845 October	Barometer 9 am.	Thermometer		Wind	Weather	Remarks	D's Age
		Min ^m	9 am. Max ^m				
1							
2							
3							
4							
5							
6							
7							
8							
9							
10							
11							
12							
13							
14							
15							
16							

17	h						
18	o	30.18	48 53 60	SW	5	C. D.	
19	D		60	W	5	O-BC	
20	o			WNW-N3	BC		
21	o	18	40 45 53	WNW	2	O	
22	+	30	38 44 56	WNW	2	O	
23	+	43	46 50 56	WNW-N	2	O	
24	+	30	37 40 53	—	0	W	
25	+	10	38 39	WNW	1	BC	
26	o						
27	D	29.94	54	WNW	7.4	O3-BC	
28	o	29.98	42 50	WNW-SW	2	O BC	
29	+	91	50 51 56	SW	4	BC	
30	+	81	45 51 60	SW	4	W-BC	
31	+	30.01	45 51 55	SW	3	O-BC	
Mean							



Fair
B. or P.
S

1845 Novemb	Barometer		Thermometer			Wind	Weather	Remarks	D's Age
	9 am.	9 pm.	Min	9 am.	Max				
1	30.08		40	43	54	SE	1	Cm - Bcm	
2	11	15	37	42	53	SE	3	BC	
3	19	24	37	39	50	SE	1	BCP	
4	14-24	35	31	33	45	0	0	W. Bm	
5	29.81	78	32	35	56	SE	1	W. Bm	
6	72	32	41	52	61	SE	3	0. R.	a little rain in the night
7	46		47	50	57	SE	3.6	BC	
8	46		52	54	59	SE	3	R	
9	59		48	51	58	S		Bm	rain in the night
10	38.37		46	47	58	SE	3	BCm.	
11	30		40	43	51	SE	6	0. P	
12	38		44	46	56	SW = W	4.6	BC	
13	63		37	41	53	NNW - NE4	0		
14	92	92	40	41	46	N	1	W	
15	86	82	38	44	50	SE	0	1 of R.P.	
16	76	27	45	50	54	S	3.7	0. R	

17	29.32	48	40	43	54	SW	4.7	Bcm	
18	29	33	46	54	58	SW	8	R. R. P	
19	13	01	44	56	59	SW	9.7	R. BC	
20	09		45	48	54	WNW	7	BC. P	
21	40	33	42	44	57	SW	3	BC. P	
22	57	60	34	35	45	WNW	3	BC.	
23	77	79	30	33	42	WNW	3	BC	
24	88	90	32	37	44	WNW	3	BC. P	
25	91		32	42	51	SW	3	0. R. P. C	
26	73		40	50	54	SW	7	SP	
27	87		49	51	53	SW	4	0	
28	63	32	47	48	54	SE	6	0. R. BCP	all the clouds & Haze for 10 AM the clouds low & high W.
29	63	67	44	46	56	SW	4	0. R	
30	82	83	36	37	46	SW	6	BC.	
31									
Mean									



Four
R. or P.
S.

1855 December	Barometer		Thermometer		Wind	Weather	Remarks	D's Age
	9 am.	9 pm.	Min.	Max.				
1	29.69	.82	40	49	SW	8	R	
2	29.83		41	54	WSW	4	BC	
3	29.41	.50	36	43	SW	6.8	BC. P.	
4	29.65	.62	32	36	WNW	5	BC	
5	29.40	.46	37	44	W	7.8	BC	
6	29.46	.50	36.5	39	W	6	BC. P. BC	
7	29.55	.90	35	37	SW by NW	5	BC	
8	29.30	.07	28	32	WNW	1	BC - R	White frost
9	29.01	.07	37	40	SW	4	BC	
10	29.18	.08	35	37	N	5	BC	
11	29.85	.90	44	47	SW. n. 4-8	0.3	BC. P.	
12	29.30	.10	28	34	WNW	6	BC	
13	29.33	.27	28	31	NW	0.3	BC. P.	
14	29.20	.02	31	36	NW	2	BC - R	
15	29.72	.77	46	50	WSW	7.9	BC - BC	
16	29.73	.70	44	46	WNW	7.8	BC	

17	29.72	.42	30	45	WNW	5	BC	
18	29.30	.30	45	46	N	4	BC	
19	29.30	.36	36	37	SW	4	BC. P.	
20	28.78	.95	36	37	SW	7	BC. R	
21	29.27	.35	35	37	WNW	9	BC - BC	
22	29.28	.04	29	33	NNE	8.9	S. R	
23	29.01	.68	32	40	NW	7.8	BC	
24	29.95		35	36	N. NE	7.4		
25	30.08	.11	33	36	NE. W	2	BC - Dr	
26	29.97	.81	37	47	SW	4.8	BC. R	
27	29.96	.80	37	39	SW	7.9	BC. P.	
28	29.50		46	49	SW	9	BC - R	
29	29.92	.72	30	32	NW	3	BC. P.	
30	29.70	.93	50	52	SW	8	BC. P.	
31	29.00	.29	43	34	W	5.9	BC. P. R	
Mean								

29.30 - .30

30.28.86

Christmas

Heavy Squall of Rain at 4 pm



1846 January		Barometer		Thermometer		Wind	Weather	Remarks	D's Age
		9 am.	Min.	9 am.	Max.				
1	2	29.64	30	41	53	NW	7 BC		
2	♀	30.11	32	34	50	NW	15 BC		
3	♀	33.16	30	35	43	NW	2 Bf-BC		
4	0	29.86	37	39	43	S. NW	6 R		
5	0	30.33	39	32	41	NW	3 Bm		
6	♂	30.92	37	39	48	SW	5 R		
7	♂	30.08	45	46	50	WSW	4 Bg BC		
8	♀	34.35	43	47	49	WSW	4 0		
9	♀	37.43		47	47	WSW	5 C		
10	♀	37.25	38	39	43	SW	4 0		
11	0	22.15	38	40	45	W	4 0		
12	2	29.96	80	34	35	SSE	5 0		
13	♂	73	51	32	38	0. SE. SW	0.3 OF BC		
14	♀	45.48	39	41	47	SE	3 Cf-BC		
15	♀	88	80	40	42	S. S.	3 0		
16	♀	82	43	44	52	S. S.	1 7		

58-68

750


17	♀	29.62	65	44	45	51	S. S.	3 R	
18	0	.65	41	41	47		7. FD		
19	0	20.28	38	45	54		SE. S. 5.8 R		
20	♂	25.48	42	43	50	WSW	8.5 BC. P		
21	♀	35.18	44	45	53	S.	6.7 R-C		
22	♀	01	49	52	56	SW	9.4 R. BC		
23	♀	16.18	44	49	54	SE	3 R		
24	♀	30.54	46	48	53	SW	4 0		
25	0	35.14	50	52	57	SW	6 R		
26	♀	16.21	49	51	59	SW	5 0 R. P		
27	♂	33	42	46	59	SW	5 BC		
28	♀	38.47	43	49	53	S.	5.70 R. P		
29	♀	43.48	41	45	55	S. NW	4.7 R. BC.		
30	♀	82.76	39	45	54	W.	6 C. Rd.		
31	♀	87.76	45	50	54	W	7 C.		
Mean									



811

31/1561/50.3

1846 February	Barometer 9 am.	Thermometer		Wind	Weather	Remarks	D's Age
		Min"	9 am. Max"				
1	29.80	46	48 52	NW	C		
2	57	84	40 54	NE	R		
3	83	67	38 47 53	SW	5-7 O. P.		
4	90		40 43 48	W	5 BC		
5	71		39 40 49	NE	1 ^P west fog BC		
6	87		35 39 51	SE	13 BC		
7	75		43 47 52	W	9-7 Og-P.		
8	90		35 40 49	NW	7 BC		
9	30.02	18	30 34 40	NW	7 BC a few flakes of snow		
10	23	21	29 30 37	NE	6 BC		
11	04		26 33 45	NE	4 BC		
12	04		32 35 42	NW	3 9f. BCm		
13	03		41 42 42	NW	2 Og		
14	03		35 37 52	NW	3 BC		
15	18		32 35 51	N	1 BC		
16	10		40 45 51	NW	4 BC. on snow		

17	30.10		44 45 50	NW	5 O.		
18	29.92		42 43 50	NW	4 O		
19	90.95		43 44 49	NW	1 O P.		
20	95.98		43 45 50	NW	3 O P.		
21	30.04		44 49 57	South	4 O		
22	29.91	83	45 50 56	SW	6 C. - R		
23	78		49 51 60	S.	5 R. Og		
24	50	40	51 53 62	S.	7 R. BC		
25	48		51 53 58	SW	4 O. BC		
26	70	63	42 49 59	SW	6 BC		
27	63	62	47 53 60	SE	4 O P.		
28	64	82	50 53 63	S	3 BC P.		
29							
30							
31							
Mean					Fair R or P. S.	28/ 1440 / 51.4 406 120	

1846 April	Barometer 9 am.	Thermometer		Wind	Weather	Remarks	D's Age
		Min ^m	9 am.				
1	29.60	45	52	60 SW	8 BC.P		
2	28.18	47	54	59 S.W.	8 BC.P		
3	30	42	48	58 SW	7.9 BC.P		
4	30	41	42	52 W	7 BC.R		
5	21	41	44	56 NNE.S.W.	6 R		
6	20	43	46	53 N.W.	5.7 R		
7	20.07	39	42	52 N.W.	7.5 O.R		
8	15.45	41	46	54 N.W.	5 BE		
9	60.70	36	43	59 N.W.	4 BC		
10	80.63	37	46	63 W. SW	4 BC		
11	50.37	46	53	65 S.	5 C.R. - BC		
12	39.45	46	54	64 S.W.	3.6 BC		
13	50.51	49	55	63 SW	7 BC.		
14	63.50	47	54	61 S.E.	1 O.R.		
15	50.68	50	51	53 S.E.	4 Dr		
16	88.91	49	53	59 S.E.	4 BC - O		

Good

Easter

17	87.80	46	51	61 S.	2 O.P		
18	81.87	46	48	54 N.W.	7.4 O		
19	94.96	44	48	53 NE	18.4 O.CB		
20	30.05	37	45	52 N.W.	6 BC		
21	03.87	36	41	58 N.W.	6 BC		
22	29.81	80	39	46 53 NE	6 C-BC		
23	81.72	38	48	53 NE	7 BC - O		
24	71.80	43	48	53 NE	6 R-BC		
25	83	42	57	58 NE. V.	5 BC. ash from hail		
26	70.72	44	45	50 ENE	3 O		
27	84.82	83	41	57 N	6 N.C		
28	82.95	42	45	60 W. SW	1.2 BC		
29	30.15	13	35	45 60 N.W.	6 BC		
30	27.22	39	52	62 N.W.	5 BC		
31							
Mean							



1846 May	Barometer 9 am.	Thermometer		Wind	Weather	Remarks	D's Age
		Min	9 am. Max				
1	30.22	47	53	SW 2	O. Cl		
2	11	53	57	SW. W. 3	O. P. BC		
3	02	53	60	WNW 2	O. BC.		
4	29.82	52	56	ENE 6	O. BC		
5	01	79	68	W 5	O. BC		
6	58	49	57	WSW 5	BC. Cl.		
7	60	47	56	WSW 5	PC. BC		
8	75.90	49	57	W 3	BC		
9	97	53	63	S. W. 1.5	BCm		
10	81	53	56	W. 5.7	P. BCp hail		
11	30.12	44	53	W 6	BC		
12	18	43	57	SE 6	BC		
13	29.42	50	60	SE 7	C. R.		
14	30.03	47	53	ENE 18	BC.		
15	09	41	57	NE 7	BC		
16	29.83	44	50	ENE 6	O. R		

17	0	33	47	54	58	ENE. S. 6	O. R.	
18	0	24	23	44	48	5	R. - B. D.	
19	01	61	47	53	64	SW	2.6 BC. P.	
20	2	60	50	51	64	S.	7.8 R. P.	
21	4	63	48	52	63	ENE 6	BC	
22	30.05	47	52	68	59	S. 1	BCp	
23	15	52	60	69	SW.	2	C. BC	
24	0	76	54	62	73	W. 1	BC	
25	0	18	50	62	70	WNW 3	BC	
26	09	56	59	69	69	WNW 6	BC	
27	09	45	59	71	71	W. 2	BC	
28	09	47	58	71	71	WNE 6	BC	
29	20	49	60	71	71	NE 4	BC	
30	28	49	61	73	73	WNW 1	BC	
White	15	55	62	73	73	O - NE 0.3	O. BC	
Mean								



1846 June	Barometer 9 am.	Thermometer		Wind	Weather	Remarks	D's Age
		Min ⁿ	9 am.				
1	30.15	56		NE	BC		
2	18	51		SE	BCm		
3	18	52	69	E	BCm		
4	17	47	70	ESE	BCm	High light clouds from NW to	
5	15	58	70	SE	BCm	Visitation	
6	10	60	71	ESE	BCm		
7	29.97 ⁸⁰	62	72	SE	BCm		
8	87	62	68	WNW	BC	Shower in the night	
9	80	66		W	BC		
10	85	53	65	SW	0. BC	a shower of drizzle	
11	30.08	60	67	W	BC		
12	17	60	70	W	BC		
13	1	61	71	SE	BC		
14	07	58	71	SE	BC		
15	48	61	72	ESE	BC		
16	20	63	73	SE	2.6 BCm		

Trinity

17	22	61	72	77	SE	2.5 BC	Thunderstorm in the night and lightning from 4 to 8 pm The same in the County of Down
18	18	60	73	78	SE	BC	
19	108	61	67	81	ESE	0. BC	
20	12	61	76	80	SE	3.6 BC	
21	12	62	64	71	E	0. BC	
22	29.93	58	72	83	ESE	BC	
23	58	63	64	72	WNW	2.7 0.39. BC	
24	50	53	62	70	SW. NW	6.7 0.3.	
25	50	52	51	60	WNW	8. BC	
26	62	58	62	69	SW	8.5 0. P	
27	62	58	66	71	SW	6 BC. P	
28	80	56	64	73	SE. SW	6.8 0. P	
29	79	62	65	74	SW	7.8 BC	
30	87	55	65	74	WSW	7 BC	
31							
Mean							



1846 July		Barometer		Thermometer		Wind	Weather	Remarks	D's Age
		9 am.	Min.	9 am.	Max.				
1	8	29.97	53	65	75	W	5.7 BCP		
2	+	29.95	57	64	72	SW-W	6.8 BCP		
3	2	30.03	63	67	75	W	5 BCP		
4	+	29.99	57	70	82	SW-W	3 BCP		
5	0	29.78	66	81.3	88	SE-W	5 BCP - th.		
6	0	28.88	54	62	72	SW	5.9 BCP		
7	1	28.64	57	60	69	W	7.3 O. BCP		
8	+	28.73	54	62	68	SW	5 P		
9	+	28.68	60	62	70	W	3 D. P		
10	+	28.87	62	68	69	SW	1.7 C. P		
11	+	29.05	50	53	64	NW-W	5 BCP		
12	0	29.06	53	63	75	W	5 BCP		
13	0	29.94	58	69	78	SW	3 BCP		
14	+	29.67	64	74	78	SW	6.8 BCP		
15	8	28.83	62	64	75	W	6 BCP		
16	+	27.48	63	65	73	SW	6 BCP		

1846 July		Barometer		Thermometer		Wind	Weather	Remarks	D's Age
		9 am.	Min.	9 am.	Max.				
17	+	29.38	61	64	72	NW	6.8 BCP		
18	+	29.35	53	61	71	SW	7 R - BCP		
19	0	29.71	53	65	71	SW	7.6 BCP		
20	0	29.38	58	63	72	SW	5 0		
21	+	29.80	58	68	74	SW	7 0. BCP		
22	+	29.90	61	65	75	NW	6 CB		
23	+	29.79	59	75	75	SW	7 C - BCP		
24	+	29.83	61	70	74	SW	4 0. R		
25	+	29.92	61	63	74	W	5.7 BCP		
26	0	30.08	57	62	74	W	5 BCP		
27	0	29.99	59	64	74	SW	4 R		
28	+	29.95	65	72	76.5	W	2 CB		
29	+	29.98	65	72	80	SE	5 BCP		
30	+	29.97	66	76	82	SE	6 BCP		
31	+	29.94	65	75	83	SE	5 BCP		
Mean		29.89	59.3	75.1	83				



1846 August	Barometer		Thermometer		Wind	Weather	Remarks	D's Age		
	9 am.		Min ^m	9 am.					Max ^m	
1	h	29.74	65	66	74	85	ESE	7	BC { From 4 to 7 a Sunset from 7 to 10 a large fine night. P. -	Upper Clouds SW in the
2	o	70	75	63	60	75	SE-W	6		
3	o	75.84	60	70	73	73	SE-W	7	P, BC	
4	o	90-87	58	70	73	73	SW	7	BC	
5	o	83 81	60	62			SE	4	6 Rlt	
6	h	83.80	64	74	80	80	SE. NE	4	BC.	Frontle rain Willy moved
7	h	75.67	67	69	76	76	SE	2	09-BC	
8	h	70 68	62	70	73	73	SW	6.7	09-BC	
9	o	80.88	59	65	73	73	WSEW	8	BC	
10	o	97 98	59	65	72	72	W	7	BC	
11	o	30.01 00	57	64	72	72	W	15.7	BC P.	
12	h	00 96	57	67	71	71	WSEW	6.3	BC P	
13	h	29.80 63.70	57	67	70	70	SW.	7	BC-R	
14	h	88	58	60	71	71	WSEW	4	BC	
15	h	75.69	57	68	74	74	SW	6	BC. R	
16	o	77.79	65	71			W	5.3	BC.	

17	29.82	57	58	65	70	SW	6	C	
18	29.60	50	58	62	68	WSEW	6.8	P. BC-R	
19	29.56	75	56	61	69	WSEW	7	0-P	
20	29.80	63	56	61	67	WSEW	5	0-Rain	
21	29.70	85	60	62	68	WSEW	5.70	BC	Don't rain to look at R. 10 to 12 a
22	29.93	96	58	66	68	WSEW	7	BC	
23	29.00	05	58	63	70	WSEW	5	BC	
24	29.07	09	56	66	67	WSEW	6	0. BC	
25	29.12	11	51	62	66	WSEW	6	BC-0	
26	29.09	03	54	62	68	E	7	0 BC	
27	29.97	90	58	66	73	ENE	7	BC	
28	29.94	91	60	66	74	E	6	BC	High clouds from W
29	29.92	96	59	67	71	NE	7	C. CB	
30	29.04	10	58	63	68	NE	3	0. BC	
31	29.14	12	56	61	72	WSEW	2.3	BC	
Mean									



1846 September		Barometer		Thermometer		Wind	Weather	Remarks	J's Age
		9 am.		Min ^m	9 am. Max ^m				
1	♂	30.15	.18	57	61	66	91.	6 0 - BC	
2	♂	21	.18	55	61	68	NNE	5.3 BC	
3	♀	22	.18	51	61	71	NNE	6 BC	
4	♀	20	.13	51	60	71	NNE	6 BC	
5	♀	11	.00	56	66	72	NNE	6 BC	
6	♂	29.97	.89	59	67	77	E. N. SW	BC	
7	♀	93	.84	57	65	75	N ^W	1 BC	
8	♂	90	.92	63	65	72	SW	5 BC	
9	♂	97	.03	59	60	73	S ^W N ^W	0.1 fog. BC	
10	♀	30.26	.30	59	67	71	NE	5.7 BC	
11	♀	34	.30	61	69	71	Ene	5 BC - C	
12	♀	36	.33	58	62	73	E	5 BC	
13	♂	37	.27	52	60	67	NE	5 BC	
14	♀	28	.19	56	63	67	NNE	7 BC	
15	♂	21	.17	57	61	72	NNE	7 BC	
16	♀	20	.12	54	63	73	N ^W	1 BCm	

9 am good breeze E. but all the clouds
low, wind high SW — at noon some
thunder at 2 one saw it shoot down
and the rest of the evening fine

17	♀	30.03	.88	56	61	73	☉	0	
18	♀	29.89	.84	55	60	65	ENE	5	BC
19	♀	76	.56	47	58	66	E	5	0. BC
20	♂	50	.48	48	59	66	ENE	5.7	BC
21	♀	54	.56	53	62	64	SE	7	BC
22	♂	60	.50	56	62	65	SE	4	0. BC
23	♂	43	.26	58	60	67	Souk	4	R. BC
24	♀	37	.48	54	58	66	SW	5.7	0. BC
25	♀	68	.80	53	59	67	W ^W N.	6	BC
26	♀	80	.68	53	61	65	SW	4	0 - P
27	♂	73	.72	54	58	66	WW	6	BC. P.
28	♀	54	.48	51	53	64	SW	6	R. BC
29	♂	45	.40	44	53	62	SW	1	BC
30	♀	57		41	45				BCf.


Minimum Thur { E. window 41
gt 30. 36



Fair
R. or P.
S.

Mean

1846 October		Barometer 9 am.	Thermometer		Wind	Weather	Remarks	D's Age
			Min ^m	9 am.				
1	7	81		63				
2	♀	29.80	63	59	NW	3 07. R		
3	h	.64	.63	57	NNW	6 Bc		
4	0	.67	.48	43	SE	4 06. Bc		
5	0	.41		53	E	3 R		
6	♂	85	13	58				
7	8	35	29	44				
8	4	.82	.44	46				
9	♀	.61	.76	43				
10	h	.61	.60	39				
11	0	.69	.82	42				
12	0	.90	.99	44				
13	♂	30.16	.16	40				
14	8	.14	.07	36				
15	4	.83	.03	37				
16	♀	.06	.09	46				

17	h							
18	0							
19	0							
20	♂	29.35	.29	58	W	5 Bc		
21	8	32	.44	51	W	5 R. Bc		
22	4	.61	.76	46	W	4 07. P		
23	♀	.61	.60	43	NW	3 B		
24	h	.69	.82	39	W	2 R. B. P		
25	0	.90	.99	42	N	1 Bc P.		
26	0	30.16	.16	44	NNE	1 09m		
27	♂	.14	.07	40	NW	1.0 0m		
28	8	.03	.08	36	0	0 7		
29	4	.06	.09	37	NE	2 m. 0 PD		
30	♀	.11	.10	46	ESE	2 0m		
31	h	.11	.10	38	NW	1 7		
Mean								

1846	Barometer	Thermometer			Wind	Weather	Remarks	D's Age
		Min ^m	9 am.	Max ^m				
1	0	30.04	00	41 49	56	0	7 ^h	
2	2	29.99	.98	57	53	8 ^h	1 Bc	
3	6	30.01	.06		54	0	7 Bc m	
4	8		.09	45	57	58	1 B	
5	4	.12	.12	42	43	46	1 4 Pl	
6	8	.12		40	40	46	3 7	
7	6	.14	.21	40	44	46	1 7	
8	0	.14	.28	42	43	45	3 7	
9	2	.30	.38	40	41	48	5 0	
10	6	.41	.30	41	44	52	6 Bc	
11	8	.23	.24	40	46	51	7 Bc	
12	4	.26	.28	44	45	48	6 7 Bc	
13	8	.30		45	47	49	6 07	
14	6	.27	.18	43	44	48	3 07	
15	0	.13	.15	40	41	47	4 07	
16	2	.11		41	4	48	6 07	

17	6	29.88	.80	41	45	55	E.	3 07	
18	8	.80	.73	46	57	57	5 ^h	1 07	2
19	4	.73		47	50	59	SE	2 Bc	R.
20	0	.40	.38	49	51	58	S. SW	9.60	
21	6	.58	.47	44	48	57	SW	6 Bc	R.
22	0	.40	.71	42	45	53	SW. W. S. 7	Bc. R.	R.
23	2	.75	.68	37	45	58	SW		
24	6	.58	.65	52	53	57	W. S.	1.4 R. p. 0	
25	8	.63		49	50	56	SW	3 R.	
26	4	.26		45	48	57	W	4 Bc	
27	8	.23	.25	35	36	46	W. N. E. 4.6	Bc	
28	2	.26	.45	35	36	46	WNW	5 Bc	
29	0	.63	.70	30	33	38	W	6 Bc.	
30	2	.72	.72	26	28	45	W	3 Bc	
31									



Fair
B. or P.
S.

1846 December	Barometer		Thermometer		Wind	Weather	Remarks	J's Age
	9 am.	9 pm.	Min.	Max.				
1	29.70	48.28	29	35	NNE. mod. 4	gt		
2	38.27	29	35	38	SE	3	gt	
3	50.67	33	35	35	NW	1	gt	
4	72.77	25	31	44	NW	1	Bcf	
5	87.77	30	33	42	NW	1	gt	
6	67.72	33	34	47	NW	2	BCm	
7	80.97	34	36	42	N	5	BC	
8	30.18	37	39	44	NNE	5	BC	
9	12	39	42	44	NE	5	gt-R	
10	29.85	39	41	52	SW	4	Rd	
11	60.50	26	29	45	WNW	5	gt	
12	52.62	24	32	35	NNE	6	0	
13	66.68	27	30	32	NW	6	0, ps	
14	57.43	24	42	42	NW	2	BC	
15	38	24	43	43	NW	2	BC	
16	68.38	23	28	35	N	6	BC	

17	27.80	27	29	37	NW	3	gt. BC - Part	
18	30.09	25	27		NW	1	BC	
19	29.80	78	41	48	SW	3	R	
20	76	40	47	49	SW	4	D. gt	
21	11.93	45	48	52	SW	6	D. BC	
22	28.95	34	37	55	N	6	gt. BC	
23	28.56	35	37	40	NE	7	R	
24	29.00	27	34	35	NE	7	R	
25	53.93	29	29	34	NE	3	BC	
26	30.18	26	29	37	NW	2	BC	
27	33	42	30	35	NW	3	0. BC	
28	44	44	26	27	NW	3	R	
29	42	37	34	36	N	2	0	
30	53	53	30	32	SW	2	0	
31	53	40	24	26	0. SE	0.47		
Mean								



1847 January		Barometer 9 am.	Thermometer		Wind	Weather	Remarks	D's Age
			Min.	9 am. Max.				
1	♀	30.28.04	27	30 37	SE.	3	By	
2	♂	29.95.75	33	34 37	SE	5-7	03	
3	♂	30.67.62	28	30 35	SE	6	C. S.M.R.	
4	♀	30.72.73	35	42 46	SW	4	0	
5	♂	30.80.82	40	45 47	SW	2	90 03	
6	♀	30.91.97	40	42 45	SE	2	7. D.	
7	♀	30.02.03	40	40 44	SE	0.3	7. D.	
8	♀	30.05.10	38	38 40	ESE	5	07	
9	♀	30.22.22	35	37 38	ESE	5	07	
10	♂	30.22.20	30	32 34	E	3	By.	
11	♀	30.18.02	28	29 34	E	3	By.	
12	♂	29.98.85	28	32 38	NE	4	07 P.m.	
13	♀	29.82.87	34	36 42	E	3	07	
14	♀	29.94.97	31	33 42	E	2	07	
15	♀	30.01.98	28	31 39	E	2	07	
16	♀	30.03.98	29	33 36	E	5	0	

Wet fog

1847 January		Barometer 9 am.	Thermometer		Wind	Weather	Remarks	D's Age
			Min.	9 am. Max.				
17	♂	30.01.00	28	29 32	E. NE	4	07	
18	♀	30.02.02	29	30 35	NE	6	07	
19	♂	30.08.00	28	34 37	E	2	07	
20	♀	30.00.95	32	37 37	SE	2	70	
21	♀	29.87.83	33	36 43	SW	2	RF	
22	♀	29.43.68	34	37 39	SE	3	70. d	
23	♀	30.00.58	34	35 37	E. SW	2.2	0	
24	♂	30.42.28	40	44 49	SE	8.9	C.R.	
25	♀	30.28.28	41	43 53	SW. W	8	BC - P	
26	♂	30.34.18	41	43 54	SW	8	BC. R	
27	♀	30.30.18	42	44 53	W	8	BC	
28	♀	28.53.20	42	44 48	WSW	9	BC	
29	♀	28.25.28	35	38 54	WSW	6	BC	
30	♀	28.40.45	30	34 50	W	6	PP.	
31	♂	28.50.52	36	38 41	W. by W			
Mean			33.8	42.3				
		1846		50.3				

Saw the star again
Charming day till 5

31/ 131.5 / 42.3
75
130



31/ 104.9 / 33
11.9 / 60

1847 February	Barometer		Thermometer		Wind	Weather	Remarks	D's Age
	9 am.	9 pm.	Min.	Max.				
1	29.57	65	28	35	NE	6	C	
2	72	78	30	34	NE	6	C. R. + Start	
3	87	92	31	35	NE	6	S. + R.	
4	30.08	08	32	33	NW	5	O	
5	09	49	28	36	NW below 35	5	O P	
6	29.66	46	40	43	NW	7	O. K.	
7	46	49	30	34	NE	5	S. + R.	
8	59	21	21	26	NW	2	S.	
9	26	28	20	26	NW. N	4.5	BC	
10	40	44	24	27	N	4	BC	
11	60	71	28	34	NW	2	BC. S. BC	
12	77	78	16E	24	NNE	3	BC	
13	88	86	24	27	NW	3.6	BC	
14	57	53	35	41	N	4.7	R.	
15	50	58	44	46	NW	8	R. P.	
16	71.	78	36	41	N	5	R. P.	

1847 March	Barometer		Thermometer		Wind	Weather	Remarks	D's Age
	9 am.	9 pm.	Min.	Max.				
17	29.85	82	41	45	NW	5	BC. P	
18	88	70	48	57	NW	8	Pa	
19	82	80.12	47	47	NW	9	BC	
20	30.18	18	37	43	NW	7	BC. P	
21	18	19	42	47	SE. NW	6	O	
22	23	25	42	47	NW	2	O. BC	
23	20	12	39	41	E. SE	3.6	BC	
24	16	10	29	33	SE	5	BC	
25	13	07	30	33	ESE	5	BC	
26	03	03	30	33	ESE. NE	5	BC. a little snow & hard fog at 3 BC	
27	03	02	28	32	NE	4.6	Og. S. BC	
28	10.	17	27	30	NE below	6	O	
29					ESE clear			
30								
31								
Mean			32					

28) 1260 (45
140



mean — 32
hi 1846 45
51.4

1847 March	Barometer 9 am.	Thermometer		Wind	Weather	Remarks	D's Age
		Min.	Max.				
1	30.25	30	36	ESE 7.4	O		
2	39	40	45	NE	O		
3	40	40	43	NE	O. BC		
4	42	31	30	NE	BC R.		
5	21	20	38	NE	O		
6	18	00	35	NE	O		
7	29.91	30	40	NNE	O		
8	30.06	0	36	NE	O P BC		
9	29.93	37	42	N	O. BC BC		
10	89	99	30	NE	PS		
11	30.22	08	21	NE	O S BC		
12	02	16	30	NNW	BC		
13	18	21	33	NW	BC		
14	32	28	35	SW	BC		
15	20	00	34	S	BC		
16	29.88	79	42	S	BC		

17	81	83	42	57	50	SE	O BC	
18	83	78	39	47	60	SE	5.2 BC	
19	79	45	38	50	59	S	3 BC	
20	50	30	47	50	60	SW	6 O. BC	
21	51	46	51	58	58	SW	7 BC	
22	71	77	37	45	57	NNW	6 BC	
23	79	70	40	53	59	SW	7 BC. P	
24	85	36	49	60	60	SW	7 C	
25	94	93	35	40	58	E	7 BC	
26	95	96	40	46	60	W	3 BC	
27	96	43	47	60	60	NE. SE.	3 F. BC	
28	57	58	46	52	53	S	5.7 R.	
29	73	60	35	47	47	SW NW	5 BC	
30	69	57	34	34	34	NW	3 BC	
31	48	41	30	36	36	NNE	6 BC	
Mean							Fair Rain 5	

a heavy gale in Dublin

1847 April	Barometer 9 am.	Thermometer		Wind	Weather	Remarks	D's Age
		Min ^m	9 am.				
1	29.40	26	33	41	NE 5	C-S+Hk	
2	29.18	32	36		North 5	CB	
3	35.40	32	35		N 6	BC. P.	
4	35.8	35	39	32	NE 4	BC	
5	68.69	43	49	57	NW 5	CP	
6	70.75	41	45	55	N 7	BC	
7	78.73	45	51	60	NW 5	P.C	
8	58.45	46	53	60	SWNW 7.9	R	
9	70.38	46	60	60	NW 8	C	
10	83.78	38	45	60	NW 7.6	BC	
11	87.78	40	47	57	SW 6	R	
12	88.68	47	53	63	SW. NW 7.6	R. BC	
13	80.82	41	43	54	NE 6	O R	
14	87.83	34	43	57	NE 7.9	BC	
15	88.91	35	39	46	NE 8	BCph.	
16	97.88	31	36	46	NE 7	BC	

Good

Easter

1847 April	Barometer 9 am.	Thermometer		Wind	Weather	Remarks	D's Age
		Min ^m	9 am.				
17	78.74	31	36	47	NE. SE 5.4	R BC	
18	85.70	33	41	57	NE. NW 4	BC.	
19	74.70	37	42	53	NW. NW 5.4	BC	
20	82.88	39	47	58	N 5	BC	
21	94.92	40	50	61	SW 3	BC	
22	30.03	00	41	44	SE 5	BC	
23	02.92	36	43	57	NNE-W 4	2 BF	
24	29.90	88	39	44	NNE 3	OF	
25	92.88	38	43	60	W 6	Oy. BC	
26	75.72	41	50	60	SW 8.6	Oy. BC	
27	65.65	41	53	62	W. S. 0	BCP.	
28	68.49	44	52	63	WNW. SW 18.	BC-P. h	
29	57.53	44	49	60	NW 7	BC. P. h	
30	68.71	42	48	61	W 7	BC. P.	
31							
Mean							



1847 June	Barometer 9 am.	Thermometer		Wind	Weather	Remarks	D's Age	
		Min ^m	9 am. Max ^m					
1	30.46	42	56	66	72 E. NE.	5	BC	
2	30.44	43	52	67	73 E	5	BC	
3	30.23	58	70	74	NE	4	BC	
4	25.18	54	60	72	NE	7	BC	
5	18.04	57	60	63	NE	8	0	
6	00.02	57	59	62	NE	7	0	
7	00.00	46	55	66	NE	7.3	BC	
8	29.80	71	53	59	63	SW	4.8	R.
9	82.76	43	55	62	NE	6	BC	
10	67.75	50	55	62	NE	6	R.	
11	93.92	45	58	65	NE	6	BC	
12	99.87	50	61	71	NE	6	BC	
13	95.64	55	60	69	NE	6	0-P	
14	52.48	55	58	65	NE	6	P	
15	51.68	49	57	64	SW	9.2	R. R.	
16	70.51	46	55	66	SW	5.7	R	

17	53.53	57	60	65	SW	6	CB
18	58.71	53	57	63	SW	6.4	R. P
19	80.88	57	58	69	SW	5	BC
20	87.82	53	57	67	SW	6	0
21	76.71	53	61	66	SW	8.6	P.
22	71.70	52	58	65	SW	7	BC
23	68.61	47	60	68	W	8	BC-Pd
24	58.53	50	60	68	SW	6	BC
25	62.72	53	57	66	SW	8	PCB
26	93.114	51	61	70	W	5	BC
27	30.20	21	54	60	Wind	4	0. 09
28	21.20	59	68	73	NE	6	0-BC
29	21.20	55	65	72	NE	5	CB
30	21.20	55	61	68	NE	6	BC
31							
Mean							



1847 July	Barometer 9 am.	Thermometer		Wind	Weather	Remarks	D's Age
		Min.	9 am.				
1	30.21	19	54.	61	67	WNE	7 0-BC
2	21	15	54	57	62	NE	7 0-BC
3	29.01	52	58	69	69	NE	6.40-BC
4	29.01	50	58	61	72	SE. S.	5-BC
5	29.93	95	56	67	77	SW	3 BC
6	29.89	60	70	77	77	SW	3 BC
7	29.85	80	62	74	74	SW	3 CB. 26m
8	29.79	85	59	61	71	SW	0.5 R. BC
9	30.00	07	55	69	72	SW	6 BC
10	29.08	09	61	67	75	S.	7.40g. 15c
11	29.12	12	63	74	76	S.	3 BC
12	29.16	14	64	73	82	SW	2 BC
13	29.18	14	66	75	82	W	3 BC
14	29.18	10	67	84	84	W	1 BC
15	29.09	04	65	70	78	NE. E	6 03
16	29.02	05	61	69	78	E. SE	5 BC

1847 July	Barometer 9 am.	Thermometer		Wind	Weather	Remarks	D's Age
		Min.	9 am.				
17	29.95	43	58	60	68	NNE	7 BC
18	29.98	45	57	63	69	NE	7 BC
19	29.92	88	52	62	66	NE. E	6 BC. 0.9
20	29.83	83	57	64	70	SE	1 0g. CB
21	29.83	90	61	63	72	SE. W. 51	0g. CB
22	29.94	10	60	64	70	SE. SW	7.5 05. R. BC
23	30.21	12	52	63	71	SW.	4 BC
24	29.11	94	56	67	70	W. SE	1 BC. 0
25	29.89	85	56	62	67	NNE	7 0g.
26	29.94	97	51	62	70	N	6 BC
27	30.05	04	53	65	74	N	4 BC
28	30.01	00	55	68	74	NNW	4 BC
29	30.04	01	61	69	77	NNW	4 BC
30	30.00	00	60	70	75	SE. SW	1.5 BC
31	30.05	00	56	67	77	SW	2 BC
Mean	30.016	58.0	73.1				



1847 August	Barometer 9 am. 9 ^h 10 ^h	Thermometer		Wind	Weather	Remarks	D's Age
		Min ^m	9 am. Max ^m				
1	30.02	24.93	57	70	80	SW 3	BL.
2	29.89	79	57	69	76	W. W. 2.7	BL. Og
3	98	98	52	67	72	W. E. 4	BL
4	92	60	53	63	72	W. E. 1.5	BL. Og
5	62	48	56	66	69	SW 5	C. P. P.
6	46	69	57	60	67	W. W. 5	C. P.
7	75	72	57	65	71	W. SW 4	BL - P
8	75	68	53	62	71	WSW 7	BL - P. Top
9	70	70	57	59	65	W 6	C. Og
10	80	85	50	58	65	SW 3-6	D. P.
11	30.03	04	53	63	70	SW 5	BL
12	07	03	64	73	77	SW 6	BL
13	12	20	64	69	74	W. W. E. 5	C. BL
14	28	53	67	71	74	W. E. 6	BL
15	19	14	53	64	75	W. E. 4	O. - B
16	05	03	57	64	67	W. E. 3	O. Og.

Rain from 2.30 to 8.15 A.M.

1847 August	Barometer 9 am. 9 ^h 10 ^h	Thermometer		Wind	Weather	Remarks	D's Age
		Min ^m	9 am. Max ^m				
17	29.97	98	60	66	70	W. 7	Og. C
18	30.01	05	61	62	71	W. 2	R. C. B
19	05	00	61	65	66	W. E. 4	O. C. B
20	29.93	87	57	62	65	W. E. 4	Og
21	91	77	63	65	73	W. W. 2	3 BL.
22	64	70	57	63	69	SW 3	Og. Og. A. C
23	83	96	48	55	59	W 5.7	Og. O. S
24	30.04	06	48	56	63	W. E. 3	Og - B. C
25	08	52	61	66	71	W. E. 2	BL
26	11	19	59	65	68	W. W. E. 1	O - B
27	24	25	52	64	73	W 1	W. W.
28	31	19	54	65	74	W. W. 1	B. W.
29	11	08	58	60	69	W. W. - W. E. 1	O. P. - B
30	06	50	57	66	71	W. W. 2	B. - C
31	29.94	98	57	60	65	W. W. 4	Og
Mean							

A.D. 1572. Hugonote measured by Catherine de Medici
A.D. 1647. Portman chapel bought by Miss Portman.



1847 September	Barometer 9 am.	Thermometer		Wind	Weather	Remarks	D's Age
		Min.	9 am.				
1	29.91	47	59	W. by S	B. - C.	at 10 min 5.4 P.M.	
2	75	91	63	W. by S N. 3. 6	OK		
3	90	70	43	SW (?)	2		
4	83	84	51	SW	1		
5	84	78	39	SW	2		
6	82	44	54	SW	5		
7	95	80	50	W	5		
8	79	87	54	SW	5		
9	80.01	03	45	SW	2		
10	05	00	50	W-SW	5		
11	06	4.00	52	SW	4		
12	29.91	80	50	SW	6.8		
13	73	73	54	SW	6		
14	83	82	46	SW	4		
15	83	66	44	SW	8.9		
16	38	42	54	SW	8.9		

17	53	27	48	SW	8		
18	45	68	46	SW	8.5		
19	91	39	49	W	5		
20	40	89	46	SW	7		
21	30.01	93	43	SW	6		
22	29.98	30.02	54	SW	2		
23	91	94	53	SW	6		
24	30.09	09	52	SW	5.3		
25	29.99	91	43	SW	5.7		
26	30.08	18	52	SW	6		
27	23	23	40	SW	5		
28	23	25	38	SW	5		
29	27	20	46	SE	6		
30	21	03	50	SE	5		
31							
Mean							

1847 October		Barometer 9 am.	Thermometer		Wind	Weather	Remarks	D's Age
			Min ^m	9 am.				
1	♀	29.97	50	54	ENE	6 Cg		
2	h	98.07	53	54	ENE	6 0		
3	0	30.10	05	47	Day ⁿ	1 0		
4	♀	29.95	86	50	NE	5 0		
5	♂	72.62	46	50	NE	3 CB		
6	♀	62.56	41	49	SE	6 OCg. R		
7	4	48.60	53	59	SE	3 BC. R		
8	♀	73.82	44	54	SW	3 BC		
9	h	82.81	51	53	SW	3 BC. 0		
10	0	77.79	54	56	South	6 0		
11	♂	81.80	53	53	SW	4 C. R. R		
12	0	80.78	52	53	E	4 of BC		
13	♀	84.85	52	53	ENE	4 7 B. BC.		
14	4	79.79	50	51	NE	4.6 D. BC. 0		
15	♀	68.80	50	52	NE	7 0 P. O ₃		
16	h	88.88	45	50	E	5 O ₃		

17	0	92.79	50	54	61.53	1	off		
18	♀	68.54	50	57	62	SW	5 BC. R--		
19	♂	47	53	59	66	SW	6 BC. 0		
20		69*	77	46	46	61	W		
21		75	48	55	59	W	3 B-l		
22		50.03	40	47	59	W ^{ly}	5 P. O ₃		
23		29.76	65	49	58	60	W		
24		71	73	41	48	58	W ^{ly}		
25		88-30.09	39	45	55	55	NW		
26		30.24	24	36	44	54	NW		
27		24	46	52			2 P- O ₃		
28							2 C- O ₃		
29									
30									
31									
Mean									

* 9 am. Myal to sea
1000. Barometer, the mark
of the other being out of
order. - S. A. B.

Remained in sight

5

Rain & wind all this night



Fair
Bar P.
S.

1847 November	Barometer 9 am.	Thermometer		Wind	Weather	Remarks	D's Age
		Min.	Max.				
1							
2							
3							
4							
5							
6							
7							
8							
9							
10							
11							
12							
13							
14							
15							
16							

17							
18							
19							
20							
21	☉	29.75	40	42	NW E	By	
22	☽	51.00	40	44	WSW	5 Blm	
23	♂	49.84	50	56	SSW	9 0.5 R Bl	
24	♀	97.90	37	42	West 7	1.5 Bl	
25	4	30.00	45	40	SSW	7.4 0.9 R C	
26	♀	29.78	38	45	SW.	6 0.5 R	
27	♀	21.11	39	42	E-SE	5.2 0.9 R	
28	☉	28.95	08	42	SSW	7 0.5 R	
29	☽	29.32	68	35	WNW	6 Bl	
30	♂	40.73	4	52	W	5 R=0	
31							
Mean							

Since Oct 27. Therm. { Max^m - 62
Min^m - 27



1847 December		Barometer 9 am.	Thermometer		Wind	Weather	Remarks	D's Age
			Min ^m	9 am. Max ^m				
1	♀	30.13	40	43	53	W	5 Bc	
2	♀	30.20	35	42	53	SW	7 B/R-d	
3	♀	30.05	42	53	58	SW	6 O.R. Pl	
4	♀	29.84	42	40	56	SW	6 Bc.	
5	♀	30.18	40	41	55	WNW	8 2 Bc. 0	
6	♀	28.78	45	37	52	SW. Wg. 8	R 0	
7	♂	30.24	40	41	45	W- 8. 7	R	
8	♀	29.53	32	34	41	N. NW 5	Bc	
9	♀	30.50	32	52	56	SW	7 R 0	
10	♀	30.72	52	53	57	WSW	7 O.R. P.	
11	♀	30.67	51	52	58	SW	6 O.R. P.	
12	♀	30.88	41	45	55	WSW 5.7	Bc	
13	♀	30.94	42	46	52	S. SE 6.4	Bc	
14	♂	30.98	44	45	52	SE	6 Bc. P.	
15	♀	30.95	42	45	54	S	5 Bc. P.	
16	♀	30.82	46	50	57	SW	6 D. Bc	

1847 January		Barometer 9 am.	Thermometer		Wind	Weather	Remarks	D's Age
			Min ^m	9 am. Max ^m				
17	♀	30.74	48	50	58	SW	5 Bc	
18	♀	30.50	49	50	52	SE	6.7 R- 0	
19	♀	30.37	40	47	47	SE	6 C.	
20	♀	30.63	39	40	42	NE	5 0	
21	♂	30.60	32	33	38	ENE	5.3 0	
22	♀	30.65	33	35	37	NE	4 O.R.	
23	♀	30.82	33	34	44	NE. SE	4 O.R. P.	
24	♀	30.75	34	40	42	NE.	4 O.R. D.	
25	♀	30.04	35	38	43	ENE	4 O.R. D.	
26	♀	30.10	35	35	38	ENE	7.5 O.R. P.	
27	♀	30.13	32	35	40	ENE	5 O.R. P.	
28	♂	30.10	32	36	39	WNW	4 O.R. P.	
29	♀	30.99	30	32	39	SE	3 O.R. P.	
30	♀	30.64	37	39	41	SW	3 R	
31	♀	30.66	35	36	41	NE	3 O.R. D.	
Mean								

1848 January	Barometer		Thermometer		Wind	Weather	Remarks	D's Age
	9 am.	Min.	9 am.	Max.				
1	29.77	70	33	41	NE	Ogy D		
2	29.71	75	33	45	S	Ogy P. BC		
3	28.82	85	43	54	S	A. 2. 130.		
4	29.90	73	44	53	SW	Bef		
5	29.61	54	37	45	SW	BC		
6	29.66	70	32	34	N	BCm		
7	29.57	45	32	37	SW	74. R		
8	29.53	68	33	39	NW	BCf. P.		
9	29.92	30.09	30	31	NE	Ogy. P. CB		
10	30.16	19	30	31	NE	Ogy		
11	29.27	40	30	31	N.	Ogy bef		
12	29.37	24	31	34	NW	Bef		
13	29.21	27	41	45	N.	O. D		
14	29.18	29.90	39	42	NNE	D. O		
15	29.23	40	39	40	NNE	C. BCf		
16	29.90	83	29	32	W.	Bf	Maldivian Souths over	

17	29.60	31	39	40	44	SW	8	R	
18	29.38	34	32	32	38	NE	4	O. C.	
19	29.32	60	33	33	35	ENE	6	O	
20	29.74	85	30	30	34	NE	6	O	Attempts at snow cold round grains
21	29.97	30.03	24	32	33	ENE	6	O	
22	29.99	29.89	31	32	38	ENE	6	O. P. d.	
23	30.04	29	31	31	35	E.	3	Ogy. ps.	
24	30.28	27	30	33	36	E	6	O.	
25	30.30	29	30	30	34	NE	4-7	O	
26	29.97	96	26	27	28	E	5	C	
27	29.94	85	25	26	30	ENE	5.7.5	BCf	
28	29.77	77	19	20	23	E	6.2	S. O	
29	29.83	76	32	35	44	SW	3	C.	
30	29.57	35	38	42	49	SW	6	P. P.	
31	29.30	35	39	40	43	NE	2	O. P.	
Mean									

Slipped
at home
from top

not more than an inch or two of snow



1888 February	Barometer 9 am.	Thermometer		Wind	Weather	Remarks	J's Age
		Min.	9 am.				
1	29.70	30	33	Northw. 1	BC		
2	30.11	30	39	NE 5	BC		
3	30.12	38	42	SW 4	C.		
4	30.08	37	41	SW 6	P		
5	30.04	48	49	SW 4.7	O.P.		
6	30.08	49	52	SW 3	O.P.		
7	29.93	48	51	SW 5	O.P.		
8	30.22	42	45	WSW 6	C. R.		
9	30.07	45	48	SW 7.8	BC. C.		
10	28.97	38	42	SW. SE 6	BC. R.		
11	29.96	38	40	NNW 5	BC.		
12	29.80	35	39	W 6	BC.		
13	29.86	42	47	W 4.8	O.P.		
14	29.82	48	52	SW 7	O.P.		
15	29.44	47	49	WSW 6	R. O.		
16	29.65	34	36	NW 3	BC.		

1888 February	Barometer 9 am.	Thermometer		Wind	Weather	Remarks	J's Age
		Min.	9 am.				
17	30.20	31	35	NE 6	BC.		
18	30.08	34	37	NE 6	BC.		
19	29.78	29	39	SW 5	S.R.		
20	30.62	39	43	North. 6	O.P. BC		
21	30.73	32	37	SW 5	C. R.		
22	30.07	38	45	S. - W 7.8	R. - BC		
23	28.97	40	43	SW. W 8.7	BC		
24	29.28	42	45	SW 7.8	R. - BC		
25	28.97	46	49	WSW 8.6	O.P. R. 0		
26	28.42	45	46	SW - NW 8	R.		
27	28.83	43	50	SW - W 8	R. - P. 20		
28	29.25	45	49	WSW 8	BC		
29	29.28	37	41	SW 7	BC - R		
30	28.60	37	41	SW 7	BC		
31	28.60	37	41	SW 7	BC		
Mean							



Fair
R. or P.
S.

1845	Barometer 9 am.	Thermometer		Wind	Weather	Remarks	Age
		Min.	9 am.				
March							
1	28.60	28.85	37	44	45	WSW 7	R. C
2	29.12	29.48	38	42	48	NW 6	O. D.
3	30.80	37	39	47	47	NE 8.5	BC
4	30.05	33	37	45	45	NNE 5.5	2 BC
5	29.72	38	41	45	45	SW 2	R.
6	30.80	38	40	47	47	NE 6	BC
7	30.09	38	40	48	48	NE 4	O. BC.
8	30.17	32	37	48	48	N. W 6	4 C. D.
9	29.89	40	50	53	53	S. W 4.5	60
10	38.37	38	45	54	54	SW 7	BC. R. P.
11	28.85	70	39	44	50	W-NW 5.8	R. BC.
12	62.85	38	41	47	47	W. NW 6	P.
13	29.18	36	40	47	47	N 7	O. R.
14	68.77	38	42	48	48	N 6.2	O. BC.
15	69.53	33	42	55	55	SW 5.1	O. R.
16	45.40	39	40	55	55	NNE 3	R.

April

Some Hail

10 1/2 am. Hatched down by Post-Op. Car

17	28.70	37	39	51	51	WSW 3	O. R.
18	70.42	38	42	50	50	E. S. 3	O. R.
19	12.07	36	40	53	53	SW 1.6	3 R.
20	28.92	60	36	40	50	SW 5	R. BC. R.
21	78.29	39	39	49	49	W 6	R. BC.
22	29.57	57	34	42	53	SW 5	BC. A. S.
23	61.75	49	52	57	57	W 6	BC. R. R.
24	96.30	47	50	60	60	NW 6	BC.
25	30.05	29.92	39	43	59	N. 2	O. BC. O.
26	29.80	68	39	47	60	NW. S. 4	O. R.
27	65.60	45	47	61	61	SW 4	R. BC. R.
28	71.75	44	47	61	61	SW 7	BC. R.
29	79.77	44	46	60	60	NE. SW 4	O. BC.
30	71.73	42	50	59	59	E. 3	O. R. C.
31	83.92	40	53	65	65	SW. S. 4	Ref. d.
Mean							



Fair
R or P.
S

1848 April	Barometer 9 am.	Thermometer		Wind	Weather	Remarks	D's Age
		Min ^m	9 am.				
1	h 30.00 ²⁹	47	55	69	NE. 2	BCm	
2	0 29.86	47	56	68.6	E. NE 5.	BCm	
3	0 29.90	50	56	71	S. 4	BCf	
4	0 30.03	50	57	71	SW 4	BC	
5	0 29.95	49	52	65	W 6	O. BC. G	
6	0 30.03	49	43	60	WNE 7	O. R. BC	
7	0 30.03	47	38	57	WNE 7	CB. P	
8	0 30.03	42	37	40	NE 7	P. R	
9	0 30.03	38	40	44	WNE 16	O. R	
10	0 30.03	35	37	51	W. 4	By. 47 BCm. 4 R. C.	
11	0 30.03	36	42	54	W. 6	BC. O.	
12	0 30.03	42	46	60	W. 7.48	R. P. R.	
13	0 30.03	46	52	61	W. SW. 6.9	BC. R	
14	0 30.03	38	46	58	W. 61	BC.	
15	0 30.03	38	45	56	W. ESE 3.4	O. R.	
16	0 30.03	41	45	59	SW. 4	By	

17	0 30.03	48	49	62	W. 7	R. P. R.	
18	0 30.03	42	52	57	SE 6	P. P	
19	0 30.03	43	53	61	SE 4	O. R	
20	0 30.03	44	53	57	E. 6	BC. R	
Good Friday							
22	0 30.03	46	50	53	W. 2	O. R	
23	0 30.03	48	50	54	W. 6	R. P. R.	
24	0 30.03	46	54	58	W. 7	BC.	
25	0 30.03	45	49	48	W. 16	O. R	
26	0 30.03	40	44	53	W. 7	CB. O.	
27	0 30.03	36	46	52	W. 2	BC.	
28	0 30.03	35	45	58	W. 4	BC. P	
29	0 30.03	39	45	56	W. 4	R	
30	0 30.03	37	46	57	W. 2	BC.	
31	0 30.03	37	45	58	W. 2	BC.	
Mean							



1848 May	Barometer 9 am.	Thermometer		Wind	Weather	Remarks	J's Age
		Ming	9 am.				
1	D 30.10	38	50	SE	6 Bc		
2	D 30.05	40	52	E	5 Bc		
3	D 30.04	42	53	E	4 Bc ^m		
4	D 30.09	44	57	NE E	3 Bc ^m		
5	D 30.09	47	60	ENE	4 Bc		
6	D 30.09	46	59	S ^r	2 Bc ^f		
7	D 30.07	50	62	SW ^r	2.5 Bc ^m		
8	D 30.05	57	61	NW ^r	2 Bc		
9	D 30.15	50	61	E	5 Bc		
10	D 30.24	48	61	ENE SE	4 B		
11	D 30.30	49	64	SE	4 B		
12	D 30.23	53	65	SW S	3 Bc		
13	D 30.15	54	67	SE	2 Bc ^f		
14	D 30.10	53	67	E	5 Bc		
15	D 29.95	57	61	E ^r SW	3 B		
16	D 30.08	47	54	WSW	3 B		

17	D 30.40	36	55	58	72	SW	4 Bm Bc	Lerce
18	D 30.45	40	55	58	67	W	6 Bc	few drops of rain at 7 am
19	D 30.47	40	55	58	64	SW	8 0	land at 2 pm - heavy shower & c.
20	D 30.75	30.05	51	57	65	W	6 0	47
21	D 30.20	44	57	68	68	NW ^{SW}	4 Bc. P	
22	D 30.19	41	57	62	68	N. WNE	5 0	CB
23	D 30.27	40	52	57	65	NE	5 Bc	
24	D 30.27	40	52	60	68	NE SE	3 Bc	
25	D 30.24	49	50	64	71	E	4 Bc	
26	D 30.03	49.43	53	62	73	NE	3 Bm	standing for hours
27	D 30.05	40.44	53	60	63	NW ^r	3 0	Bc
28	D 30.06	49.44	43	59	69	NW	4 Bc ^m	
29	D 30.29	45	62	71	68	SW	4 Bc	
30	D 30.30	44	59	64	68	NW	2 0	Bc
31	D 29.97	49.44	46	60	70	W-SW	3.7 Bc. P	



Mean

Fair
Bar P.
S.

1848 June		Barometer			Thermometer			Wind	Weather	Remarks	Age
		9 am.	Min.	9 am.	Max.	9 am.	Max.				
1	24	29.78	64	45	54	64	64	SW	C. P		
2	0	29.70	38	50	57	64	64	SE	BC		
3	0	29.70	38	50	57	64	64	SW	5-7 BC		
4	0	29.70	38	50	57	64	64	SW	7 BC		
5	0	29.70	38	50	57	64	64	SW	4 BC		
6	0	29.70	38	50	57	64	64	SW	6 BC		
7	0	29.70	38	50	57	64	64	SW	7 BC		
8	0	29.70	38	50	57	64	64	SW	7 BC		
9	0	29.70	38	50	57	64	64	SW	6 BC		
10	0	29.70	38	50	57	64	64	SW	6 BC		
11	0	29.70	38	50	57	64	64	SW	6 BC		
12	0	29.70	38	50	57	64	64	SW	6 BC		
13	0	29.70	38	50	57	64	64	SW	6 BC		
14	0	29.70	38	50	57	64	64	SW	6 BC		
15	0	29.70	38	50	57	64	64	SW	6 BC		
16	0	29.70	38	50	57	64	64	SW	6 BC		

heavy shower at midnight

1848 July		Barometer			Thermometer			Wind	Weather	Remarks	Age
		9 am.	Min.	9 am.	Max.	9 am.	Max.				
17	2	29.70	71	58	68	70	70	SW	6 BC		
18	0	29.81	91	57	60	68	68	SW	5 O-BC		
19	0	30.01	105	53	58	63	63	SW	5 O-BC		
20	0	30.01	105	53	58	63	63	SW	5 O-BC		
21	0	30.01	105	53	58	63	63	SW	5 O-BC		
22	2	29.97	79	60	69	71	71	SE	3 BC		
23	0	29.97	79	60	69	71	71	SE	6 O-R		
24	0	29.97	79	60	69	71	71	SE	6 O-R		
25	0	29.97	79	60	69	71	71	SE	6 O-R		
26	0	29.97	79	60	69	71	71	SE	6 O-R		
27	0	29.97	79	60	69	71	71	SE	6 O-R		
28	0	29.97	79	60	69	71	71	SE	6 O-R		
29	0	29.97	79	60	69	71	71	SE	6 O-R		
30	0	29.97	79	60	69	71	71	SE	6 O-R		
31	0	29.97	79	60	69	71	71	SE	6 O-R		



Fair
R. 1/2

1848 July	Barometer 9 am.	Thermometer		Wind	Weather	Remarks	D's Age
		Min ^m	9 am.				
1	29.58	70	53	58	70	WNW 5- Oct 6-	
2	0	79	78	45	56	66 NW - SW 4-6 BC.C.	
3	2	64	73	53	61	70 WNW 5-2 O. BC. P. BC	Quab returned from Italy
4	1	92	99	58	63	69 W. SE 4 CB	
5	8	30	14	09	58	66 South 3 BC	
6	4	10	29	92	57	75 SE 3 BC	
7	2	29	81	82	64	75 SW 3 Og. P. 6-	
8	2	97	99	53	65	70 W. SW 6 P. 6-	
9	0	78	68	53	58	66 SW 7 R. R. R.	
10	2	30	01	34	54	61 N. 5 BC	
11	1	40	38	57	62	68 NW 5 BC	
12	2	41	40	58	66	73 NE - E 5 BC	
13	4	44	30	54	68	76 E. 5 BC	
14	2	27	14	58	69	78 E 5 BC - 43	
15	2	22	20	59	66	69 E 5 BC heavy showers feel	
16	0	24	12	50	62	73 NW 2 BC	

1848 July	Barometer 9 am.	Thermometer		Wind	Weather	Remarks	D's Age
		Min ^m	9 am.				
17	2	15	25	58	66	75 WNW 3 BC	
18	1	05	29	83	53	63 WNW 3 BC	
19	2	29	73	50	56	65 SW 5-8 BC. C.	
20	4	34	39	61	64	69 SW 9 7 Og. P. - 10	
21	2	71	52	49	68	74 W. - SW 7 BC. R	
22	2	78	74	54	65	74 WSW 6. BC	
23	0	79	77	57	68	73 WSW 8 Og. P. - R	
24	2	81	83	56	65	70 W 5 CB. P	
25	1	69	71	53	60	67 S. - SW 8 R - BC. P	
26	2	68	62	54	64	67 SW 7 Og. BC. P	
27	4	78	82	54	62	68 WSW 6 BC. P	
28	0	30	02	01	56	65 NW. SW 5- CB	
29	1	05	00	60	65	71 WSW 4 O - BC	
30	0	29	85	80	58	65 WSW 4 CB. P	
31	2	48	46	56	65	70 NW 6 BC	
Mean							



1848 August	Barometer 9 am.	Thermometer		Wind	Weather	Remarks	J's Age
		Min	9 am.				
1	29.88	64	58	62	69	W. SW	7.85 Cl. Pt.
2	87	84	52	61	70	W	6 BC - P
3	77	68	50	53	68	SW	7 R. cl. P
4	69	60	49	60	69	W	6 BC. P.
5	50	41	53	66	68	SW	7.90 R. R
6	62	70	57	62	68	W	7.51 BC. P
7	93	88	49	60	68	W	6. BC -
8	85	67	50	58	63	SE.	3 OF. R.
9	74	78	48	58	67	W	7 BC - DHP.
10	95	94	45	57	67	WNW	6. BC. DHP
11	30.04	93	50	60	68	W. SW	1.3 BC. P
12	29.93	93	57	60	66	N. - SW	A. C
13	93	86	57	61	66	SW?	1 Og. dn
14	77	71	53	53	61	NE	4 R -
15	78	80	53	60	64	NE	4 Og
16	72	71	56	61	67	E	4 Og. P.

17	78	78	55	59	66	W. SW	6 C. P
18	96	81	51	58	67	E	3 Og. BC.
19	69	80	58	61	68	S. by E. 6.2 P.	CB
20	88	86	48	62	68	W	5 BC - P.
21	62	50	51	58	66	SE. SW. 5.9 R.	- P. P.
22	51	53	52	60	66	SW. W. 8	5. P. BC
23	57	70	47	57	65	WNW	7 BC. P.
24	85	93	48	56	64	WNW	7 BC
25	97		45	54			Og. BC
26							O. 3rd

Charmouth

Anemometer

27	80	78	55	59	66	W. SW	6 C. P
28	96	81	51	58	67	E	3 Og. BC.
29	69	80	58	61	68	S. by E. 6.2 P.	CB
30	88	86	48	62	68	W	5 BC - P.
31	62	50	51	58	66	SE. SW. 5.9 R.	- P. P.
Mean	51	53	52	60	66	SW. W. 8	5. P. BC



The Anemometer agrees with
Atmos. Barometer and is
about 1/2 higher than my
Barometer in Gloucester place.

Chamounk

1848 September	Barometer 9 am.	Thermometer		Wind	Weather	Remarks	D's Age
		Min.	Max.				
1	76.80	43		N 4	BC		
2	77.17	46		N. NW 4	BC		
3	77.05	44		W. SW 3	BC		
4	76.36 = 05.45			SW. SE. 3.5	BC		
5	75.65	57		South 3	O-R		
6	75.90 99 57			NW 6	BC		
7	76.45	51		SW 2	O		
8	.02	56		SW 7	O.		
9	13 75.85	43		SW 5	BC		
10	75.53	53		SW 7	Rain		
11	76.30	43		NW. N. 5	BC		
12	77.12 76.90 40			N. NW. E 3	BC		
13	76.90	40		SW 2	BC.		
14	77.0	41		N. 1	BC		
15	77.16	45		NW. 1	BC		
16	77.11	45		SW 3	BC		

A fine & partly breeze all day at sea from the east - but all the clouds from W. NW.

Sea breeze from N. NW.

17	77.01			N. 2	BC		
18	76.80	44		NE 2	BCm		
19	.04	41		SW 7	F-BC	W. from NE	
20	75.28	42		SW 4	BC		
21	.53	48		E 1	BCm		
22	.60	58		SW 2	dr. C.		
23	76.80 54			S 2	dr. R.		
24	74.30 .08 51			SW 2.6	BC - dr.	first rain for 10 days -	
25	.48 58 51			SW E. E 7	CB. P.		
26	.82 .97 53			E 8.5	R. BC -		
27	75.40 .35 51			ENE. NW. E 6.4	O. P.		
28	.57 .48 51			NE 6	O. R.		
29	.48	57		NE 5	D. O.		
30	.50 42 57			SW 4	D.	Spitting all day	
31							
Mean							



Nov 12.

1848 October	Barometer 9 am.	Thermometer		Wind	Weather	Remarks	D's Age
		Min.	9 am.				
1	75.48	30	48	W	P. CB		
2	74.78	49		SE	Op. R		
3	75.31	42		NW	BC		
4							
5							
6							
7							
8	29.97	96	58	61	67	W	6.7 BC
9	96	57	6	63	63	W	6 O. R
10	77	70	47	57	57	W.	9.4 BC. P.
11	86	84	43	49	58	NW. N. 5	BC
12	88	90	43	47	56	N	5 O. BC
13	97	94	43	48	53	North	6 BC - R
14	30.00	90	47	58	57	NE	5 R
15	29.82	74	43	49	53	NE	6 P.
16	67	65	44	47	53	NE	5.7 P

17	74	70	46	48	57	WNE	6 P	Byes in Library &c A few flakes of snow
18	58	50	35	36	43	WNE	7.8 P	
19	54	65	35	42	49	WNE	7.5 BC P.	
20	90	64	43	46	50	WNE	6 BC R	
21	68	78	42	45	53	NW. SW 2.40.	R	
22	65	67	38	50	57	SE W.	7 R	
23	70	44	45	57	58	SW	6 R	
24	52	45	49	51	54	SW	6 BC R	
25	20	61	48	53	58	WSW	8 O. P.	
26	80	77	39	45	58	SW	4 BC	
27	43	40	49	53	56	SW	7 R	
28	43		47	51		WSW	6 BC	
29		4					Cloudy	
30		47	42	50	56	SSW	R	
31	50	51	38	42	53	SSW	1 fog	
Mean								



1848 December	Barometer 9 am.	Thermometer		Wind	Weather	Remarks	J's Age	
		Min ^m	9 am.					Max ^m
1	29.59	30	39	43	53	W. 5.8 R-Bc - 9.4 p		
2	h 33	33	37	39	52	W 5 Bc P.		
3	72	50	32	34		W 5.8 O. D		
4	21	.07		50	52	1 9.6 R. P.		
5	8	.01	10	40	42	52	SW 7 Bc	
6	8	.11	.22	40	44	53	SW 7 O C-Bc	
7	4	.38	.43	41	48	56	WSW 5.8 R -	
8	2	.60	.93	49	54	58	WSW 7 R. P.	
9	h 30.02	18	50	53	58		WSW 5 Bc	
10	2	.22	.08	45	51	58	W 2 Bc	
11	2	.10	.07	40	45	58	SW 4 Bc	
12	1	.11	.03	47	57	58.5	SW 3 Bc	
13	4	29.97	94	47	51	58	SW 3 Bc	
14	4	.73	.73	46	47	56	SE. 5 Bc - R	
15	2	.71	.71	45	50	53	SE. 7 0.5. R	
16	2	.71	.48	44	45	46	NE 16 R -	
17	2	.82	.87	37	38	48	NE 4 Bc	
18	2	.78	.70	39	44	54	NE 5 R	
19	6	.74	.94	44	48	50	NE 5 Ogm p.	
20	3	30.15	.22	40	40.5	43	E 7 Ogm	
21	4	30.23	.23	27	28	33	ESE 5 Bc	
22	2	.23	.28	28	31	39	ESE 5 Bc	
23	2	.27	.05	28	30	36	ESE 7 0.5. B	
24	2	.00	29.73	28	29	36	SE 6 Ogm	
25	2	29.73	92	43	43	47	SE 5 Om	
26	1	.94	.97	43	47	57	SE 6 Om Bc	
27	4	30.03	24.90	42	44	52	SW 5 Bc	
28	4	29.93	30.07	38	40	44	NE 5 Bc	
29	2	30.12	.07	38	40	44	NE 5 O Bc	
30	h	.04	.01	37	38	40	NE 5 O	
31	2	.04	.05	35	36	41	NE 4 O	
Mean								



1899 January	Barometer 9 am.	Thermometer		Wind	Weather	Remarks	J's Age
		Min	9 am.				
1	30.04 29.57	32	33	NE 5	Br - Bc		
2	29.96	23	25	NE 3	Bc		
3	67	23	24	NE 3	Bc		
4	66	32	33	NE 3	Br - R		
5	70	32	34	NE 3	Br. R. S		
6	92	29	32	NE 3	Br. Bc		
7	97	27	32	E 2	B. R		
8	50	36	38	SE 4	R		
9	43	38	40	WNW 7	Br R		
10	29.03	40	45	WNW 8	C. R		
11	12	38	40	WNW 8	O. R		
12	30.07	32	33	WNW 8	30	awhole inch size	
13	29.67	43	49	SW 4.8	Dr		
14	45	49	51	WNW 8	O. Bc		
15	84	34	41	SW 6	om R		
16	67	44	51	SW - NW 7	R		

I have omitted a day for this is the 19th but which I cannot recollect - perhaps last - 19

17	84	37	44	SW 8	O. C		
18	87	44	50	WNW 6	C		
19	30.01	45	48	WNW 1	C		
20	18	45	46	WNW 8	C. R		
21	29.92	43	45	NW 7.8	Br R		
22	30.24	39	44	WNW 6	CB		
23	41	43	46	SW 6	80		
24	00	47	50	WNW 8	90		
25	29.77	46	47	W - N	7.5 Bc		
26	88	41	32	N. SW 5	4 Bc. O		
27	32	38	39	WNW 7	Br		
28	53	38	36	NE 8	R. Br		
29	30.07	29	33	NE. SW. S. 6.3	Br. S. d		
30	09	30	40	WNW 5	Br		
31							
Mean							



1849 February		Barometer 9 am.	Thermometer		Wind	Weather	Remarks	D's Age
			Min ^m	9 am. Max ^m				
1	4	30.20	21	30	35	46	W ⁷ 3	Om. D
2	♀	24	28	39	45	53	WNW 2	Om. D
3	h	30	33	45	47	53	W ⁴ 2	Om
4	○	37	39	46	49	56	WbyS ⁵ 5	O
5	○	44	38	45	49	57	W ⁷ 3	Bm. O
6	♂	35	30	45	46	55	W ³ 2	O
7	♀	36	17	42	43	54	W 4	By
8	4	37	20	40	46	52	W 7	BL. R.
9	○	41	28	34	40	54	W 6.7	BL. O
10	h	28		41	49			
11	○							
12	○	46						
13	♂	43	50	28	32	43	N ⁴ 1	BL charming day - I see birds
14	♂	53	44	30	35	49	W 1.3	7. BL
15	♀	44	43	40	47	58	WNW 4	7. B.
16	♀	46	40	37	41	55	WNW 2	O - BL

1849 March		Barometer 9 am.	Thermometer		Wind	Weather	Remarks	D's Age
			Min ^m	9 am. Max ^m				
17	h	51	49	31	37	52	W 3	BL
18	○	38	24	34	38	52	W 4	O damp
19	○	29	29	30	43	46	W 8	O. BL
20	♂	29	33	42	49	55	W 6	O. R.
21	♀	97	94	36	40	53	SW 5	BL. R.
22	4	70	81	43	53	57	WbyN 7.9	BL. P
23	♀	91	70	36	43	53	WNW 6	BL
24	h	60	58	39	47	55	SW 5	R
25	○	46	30	36	44	50	SW 6	By. Bp
26	○	43	81	38	40	45	WNE 5	R. BL.
27	♂	98	88	32	35	45	SE 6	BL. R.
28	♀	49	23	42	45	50	SE 9.	R. q. var
29								
30								
31								
Mean								



1849 March	Barometer 9 am.	Thermometer		Wind	Weather	Remarks	J's Age
		Min ^m	9 am.				
1	29.40	32	43	Nat 5.6	Bc		
2	30.08	40	45	WNW 5	Bc		
3	32	38	40	W 5	Bc		
4	42	41	45	WNW 6.7	Bc		
5	40	39	42	W 4E 3.3	Bc		
6	58	21	37	WSW 5	Bc		
7	29.97	80	42	W 8	Bc. 0		
8	81	80	40	WNW 5.6	Bc - P.h.s.		
9	89	91	28	Nat 5	Bc phs		
10	30.26	30	32	W 7	Bc		
11	37	18	31	N 7	Co.		
12	08	06	41	WNW 6	Ch.		
13	29.97	30.20	47	WNW 7	Bc		
14	30.22	15	40	WNW 5	Oz		
15	21	20	44	WNW 3	Oz gm		
16	20	20	48	WNW 3	Oz		

17	h	21	10	39	46	57	WNW 3	Oz f--		
18	0	07	00	39	41	49	WNW 2	hazy		
19	0	29.96	97	40	41	48	SE. 5	Oz Bc of		
20	0	30.05	14	39	41	46	E 4	Oz Bc		
21	0	22	15	38	41	53	E. W 3.4	Om Bm		
22	4	07	05	37	39	42	E 5	Oz		
23	0	00	24.85	39	41	45	ENE 5	Oz		
24	h	29.85	90	35	40	44	NE 6	Oz Bc	a little sun	
25	0	81	80	29	35	40	WNE 7	Oz	a little snow	
26	0	80	69	38	36	42	WNE 5	Oz	a little snow	
27	0	53	32	36	40	46	WNE. SE 6	Oz	R. Oz	
28	0	20	41	34	38	44	E 6	Oz	Oz.	
29	4	42	30	38	42	48	E 4	R		
30	0	26	38	38	41	53	SW 2	Oz.		
31	4	52	49	42	47	57	SW 5	Bc		
Mean										



at 8 1/2 am a very delicate thick fog for 20 minutes - dark, the darkest night

1049 April	Barometer 9 am.	Thermometer		Wind	Weather	Remarks	J's Age
		Min.	9 am.				
1	29.45	43	49	SW	6	BC	
2	46	39	44	SW	7	BC-R	
3	50	56	36	SW	4	BC	
4	60	38	36	SW. SE	6.7	BC R	
5	38	45	49	NE.	5	R. BC.	
6	50	41	35	South	5	BC	
7	38	35	45	SW	4	BC. R	
8	35	36	41	SE. SW	5	R	
9	40	46	40	NE	3	BC. P	
10	46	53	45	NE	5	BC. P	
11	60	70	36	NE	5	BC. P	
12	76	47	33	NE	5	BC. P	
13	28	20	40	SW	5	BC. P	
14	28	42	30	SE	4	BC. R	
15	51	57	38	NE	5	R.	
16	71	64	37	NE	5	BC	

GOOD

EASTER

17	70	62	34	36	47	W	5	BC	Heavy snow for an hour at 4 pm
18	84	35	28	36	50	W. NW	5.9	BC. S. R.	Heavy snow with snow
19	18	40	32	35	44	NE	7	R. S. R.	
20	51	70	32	37	46	NE	7	BC. R. BC	
21	83	81	30	39	57	North. NW	6	BC	
22	80	62	36	40	49	SW	4.6	BC	
23	57	53	42	45	56	N.	6	R. R.	
24	67	66	38	42	54	NE	6	BC. R.	
25	68	63	44	45	58	SE. NW	4	BC	
26	68	71	47	50	58	NW	4	BC	
27	77	54	38	43	58	W. NW	5.7	BC. P	
28	65	89	42	48	60	SW. NW	6	BC. R.	
29	30.16	20	40	46	64	W. NW	4	BC	
30	28	10	50	56	61	ENE	6	BC	
31									
Mean									



1849 May	Barometer 9 am.	Thermometer		Wind	Weather	Remarks	D's Age
		Min ^m	9 am. Max ^m				
1	30.09	41	50	NW 7	CB. C		
2	29.88	75	45	SE 6	0.0.0.0		
3	73	75	48	SE 6	BC		
4	83	77	48	SE 5	BC		
5	79	71	50	SE 2	BC. L. H. E. -	Light clouds from NW	
6	72	75	44	SE 5	BC. 0		
7	81	90	43	SE 7	0. BC		
8	93	90	37	NE 7	BC. 0		
9	92	88	40	NW 7	P		
10	82	75	42	NW 6	0. P		
11	75	97	44	N 6	0. BC		
12	30.11	0.7	38	NE. E. S. 4. 1	0 BC		
13	02	29.72	47	SW 6	C		
14	29.57	58	50	SW 6	R. BC		
15	48	44	50	W. 6	BC		
16	41	37	50	W 3	R. BC		

Ascension 4	29.28	31	50	SW 4	C. R. BC	Clouds from N.	
18	40	41	52	W 6	C. BC. -		
19	92	85	49	SW 6	BC. P		
20	70	65	54	SW 7	R.		
21	71	72	52	SW 4	R. BC		
22	70	78	50	South 7	R. BC		
23	95-30.10	48	53	W. NW 5	BC		
24	30.16-29.95	48	54	SW 2	BC		
25	29.91	92	50	W. NW 6	BC		
26	97	98	54	SW 4	BC. P. BC		
27	30.03	00	57	SW 4	BC		
28	08	12	50	NE 4	0. R. -		
29	14	09	52	NW 4	0. BC		
30	15	03	52	W. NW 3	BC		
31	29.93	91	58	W. NW	0. BC		
Mean							



1949 June	Barometer 9 am.	Thermometer		Wind	Weather	Remarks	J's Age
		Min	9 am. Max				
1	30.05	01 53	60	72	SW	3 Bc	
2	30.04	09 57	65	73	W	3 Bc	
3	30.20	14 57	65	69	E	6 Bc	
4	30.05	24 89	61	74	SE	3 0-Bc	
5	30.29	78 60	72	80	SE. NW	4 Bc. 14p	
6	30.01	09 58	64	65	ENE	6 Bc R.P.	
7	30.10	00 53	60	67	E	5 Bc	
8	29.97	87 52	63	66	ENE	7 Bc. 0	Rain all day near Cambridge
9	30.88	71 45	54	60	ENE	7 Bc	
10	30.61	70 46	54	62	NE	6 0-Bc	
11	30.72	81 43	53	62	ENE	6 Bc	
12	30.89	86 43	53	66	N ^W -NW	7 Bc. 0	
13	30.00	45 53	62	62	NE	6 Bc	
14	30.14	29 47	43	54	E	5 Bc	
15	29.83	72 46	57	66	E	4 0-Bc	
16	30.70	73 40	59	67	NNE	3 Bc	

17	30.90	94 49	57	69	NE	3 Bc	
18	30.90	94 49	62	70	SW	5 Bc	
19	30.88	48 62	65	69	SW	7 Ptc	
20	30.09	01 48	57	69	WNW	4 Bc	
21	30.04	08 50	62	71	WNW	4 Bc	
22	30.14	29 45	49	61	WNW	4 Bc	
23	30.92	80 53	66	78	WNW	4 Bc	
24	30.87	88 56	63	72	N-SW	2-72 Bc	Hulley - Green Duskorn tomorrow?
25	30.94	82 54	69	74	SE	3 Bc	
26	30.89	92 58	67	74	NW	6 Bc	
27	30.92	90 53	68	75	W	74 Bc	
28	30.94	99 53	62	70	NW	5 Bc	
29	30.00	29 53	65	68	S.	3.7 0-	
30	29.88	30 56	60	68	NW	7 0-	
31							
Mean							



1849 July	Barometer		Thermometer		Wind	Weather	Remarks	D's Age
	9 am.	Mid.	9 am.	Max.				
1	30.14	29.89	44	57	NNE 5.7	BC		
2	29.93	88	59	62	NW 7	BC		
3	30.63	60	58	62	N 18	O-BC		
4	30.65	61	58	63	NW 3	O		
5	30.82	95	54	62	N 3	BC		
6	30.07	08	52	63	SW 3	BC		
7	30.04	00	58	75	SW 3	BC		
8	30.05	11	62	68	SW 3	BC		
9	30.22	27	61	67	NW-NE 2	BC		
10	30.32	28	58	65	ESE 4	BC		
11	30.33	28	53	65	SE 3	BC		
12	30.33	22	54	66	E 4.7	BC		
13	30.21	12	54	67	ESE 6	BC		
14	30.18	08	52	65	E 6	BC		
15	30.09	08	54	61	E 6	O-BC		
16	30.29	91	54	64	E 3.1	BC	View	

Clouds from NW
trailing

1849 July	Barometer		Thermometer		Wind	Weather	Remarks	D's Age
	9 am.	Mid.	9 am.	Max.				
17	29.84	72	58	68	SW 4	O. a few showers		
18	29.74	61	63	63	SW 5	BCP		
19	29.58	54	63	59	WSW 8.6	BCP		
20	29.55	65	49	58	NE 9.0	6.2 Bpc		
21	29.78	90	51	57	NW-NE 6	O- Bpc		
22	30.07	88	49	62	SW 6	Bo. p		
23	29.68	62	57	61	South 7	Og pdr		
24	29.48	46	52	62	SW 7	O. R. BC		
25	29.48	40	49	59	W 7	BC. P		
26	29.52	62	51	62	W 6	BC- 14p severe storm		
27	29.80	93	50	60	SW-NE 5	BC. BC		
28	29.80	85	51	62	W. SW 6	B. Ck-		
29	29.78	72	52	62	SW 8	O. p.		
30	29.68	61	54	59	SW 7.5	BC		
31	29.76	82	53	63	W 6	BC		
Mean								



1849 August	Barometer 9 am.	Thermometer		Wind	Weather	Remarks	D's Age
		Min ^r	9 am.				
1	30.03 .08	50	61	NW 6	BC		
2	11 29.95	57	61	NW 6	BC		
3	29.91	56	60	NW 5	og BC		
4	91 84	46	58	ENE 6	BC		
5	82 88	47	58	N. ESE 6	BC		
6	94 98	47	70	SW 2	BC		
7	30.01 .91	53	65	SW 2	BC		
8	29.87 .78	62	71	SW 2	BC		
9	68 .62	59	62	WSW 6	of 2 BC		
10	70 82	60	63	WSW 5	0. 2 BC		
11	84 72	58	66	WSW 3	BC P		
12	72 65	61	66	WSW 7	BCP		
13	61 57	56	60	SW 6	BCP		
14	63 72	54	60	NW 7	BC		
15	86 84	54	60	NW 7	BC		
16	71 74	53	61	WSW 6			
17	83 87	47	58	NW 6	BC		
18	96 104	49	57	NW 6	BC		
19	30.11 .13	46	56	NW 6	BC		
20	30 .27	57	62	W 4	0		
21	26 13	56	62	W 3	0		
22	11 .06	61	63	W 3	0		
23	08 08	60	61	NW 2	og		
24	10 05	56	61	E. ESE 4	BC		
25	05 .07	58	62	SW 4	CB		
26	08 29 94	58	62	NW 5.7	BC		
27	24 92 90	57	58	NW 6	BC		
28	92 .86	53	58	W 6.3	BC		
29	84 .85	60	62	NW 2	CB		
30	79 75	62	66	W 2	0		
31	80 77	62	64	W. SE 2	og		
Mean							



Fair
R. or P.

5

Rainham

1849 September	Barometer 9 am.	Thermometer		Wind	Weather	Remarks	D's Age
		Min ⁿ	9 am. Max ⁿ				
1	29.72	57	62	SE	6 R		
2	29.66	61	64	SW S. 5 E	5 BC		
3	29.84	61	65	SE	4 BC		
4	30.00	60	67	SE	4 BC		
5	30.04	59	62	E	6 BC		
6	30.08	58	61	NE	8 BC		
7	30.10	53	60	NE	7 0. BC		
8	30.12	51	57	NNE	5 CB		
9	29.84	47	53	SW	5 BC		
10	29.45	54	62	SW	3 0. P		
11	29.15	53	57	SW. NE	5 0. bc. P		
12	29.03	49	53	SW	5 R. 0. P		
13	29.41	49	53	NNE	6 5. 5. P		
14	30.05	49	57	WNW	6 BC		
15	30.10	53	60	SW	5 0		
16	30.08	51	58	0	0 mild no rain day		

17	29.27	53	57	NW	6 BC		
18	29.32	43	52	N	7 BC		
19	29.41	45	53	N	6 0 BC		
20	29.39	47	56	NE	4 BC 0		
21	29.09	45	53	NE	6 R		
22							
23							
24							
25	29.50	44	49	E	6 P		
26							
27							
28							
29							
30							
31							
Mean							



Went to Doorn

1849 October	Barometer		Thermometer		Wind	Weather	Remarks	D's Age
	9 am.	9 pm.	Mic ^m	9 am.				
1								
2								
3								
4								
5								
6								
7								
8								
9								
10								
11								
12								
13								
14								
15								
16								
17								
18								
19								
20								
21								
22								
23								
24								
25								
26								
27								
28								
29								
30								
31								
Mean								




Fair
R. or P.
S.

1849 November		Barometer		Thermometer		Wind	Weather	Remarks	J's Age
		9 am.	9 pm.	Min.	9 am. Max.				
24	♀		29.53					Returned home 5 3/4 pm	
25	♀	29.50	29.36	44	49 56	E ⁴	5	Wet fog	
26	♀	17	.04	48	57 53	⊙	0	D	
27	♀	10	.34	41	44 56	S-SW	6.8	BC	
28	♀	.50	.75	28	40 54	WSW. NW	5	BC	
29	♀	.97	30.00	35	39	SW	6	Stat.	
30	♀	30.26	21	56	58	W	5	P.O	Hb + P.
31	♀	.27	20	53	57	W 4 S	5	0	
32	♀	.18	18	49	52 58	W 4 S	5	0	
33	♀	.22	18	44	50 61	SW	3	BC	Summer day
34	♀	.09	29.95	43	45 55	W	5	0-BC	
35	♀	29.81	78	45	63 57	W. SW	7	BC-R	
36	♀	.65	56	49	56	SW	6	0 R	
37	♀	.58	.68	36	41 52	SW ⁴	2.6	BC. R	Thanksgiving day
38	♀	.90	30.04	37	40 51	N	6	BC	
39	♀	30.15	17	33	37	N	6	BC	
40	♀	11	04	37	46 52	NW ⁴	4	Wet fog	05
41	♀	29.91	00	46	57 52	NW	3	0.2-0	
42	♀	30.04	.00	41	42 53	SE	3	0.555	
43	♀	.00	29.89	42	46 47	E	5	0.45	
44	♀	29.81	63	38	41 44	E	3	0.45	
45	♀	.60	.24	38	42 52	SW	4	0.45 R	
46	♀	.41	.20	42	45 47	W ⁴	2	0.45	
47	♀	.22	.48	32	35 40	NW ⁴	2	0.45 BC	
48	♀	.70	.97	33	36 39	NE	4	0.45-0.9	
49	♀	30.08	30.04	26	30 35	N	3	0.45 BC	
50	♀	29.93	29.94	23	24 30	N ⁴	1	0.45	
51	♀	.96	.90	38	36 41	S ⁴	1	0.45	
52	♀	.75	.80	37	45 48	SW		D. af.	
Mean									



1849 Decem	Barometer		Thermometer		Wind	Weather	Remarks	Days Age
	9 am.	9 pm.	Min.	Max.				
h 1	29.90	29.92	34	37	SW 3	Bcf		
o 2	.74	.38	38	48	SW 3	Rf		
o 3	.38	.44	40	41	ENE 6	Rf		
o 4	.48	.43	32	33	WNW 6	Bcf		
o 5	.37	.32	27	38	NE. SE 4	Rf		
h 6	.64	.70	38	41	SE 5	Bcf	Charming day	
h 7	.53	.35	41	43	SE 6	Bcf		
h 8	.34	.58	42	43	WNW 4	Bcf		
o 9	.74	.93	34	35	SE 1	of	Charming day	
o 10	30.08	30.05	34	37	WNE 1	of		
o 11	.04	.00	37	38	NE 3	cf		
h 12	29.97	29.75	33	35	E 6	of		
h 13	.77	.78	30	32	SE 5	of		
h 14	.80	.70	31	47	SW 4	R		
h 15	.78	.87	47	51	SW 4	R		
o 16	.87		46	51	SW 5	R Bc. R		
o 17	.51	.78	46	47	SW 9	R		
o 18	.67	.41	42	49	SW 8.5	Bcf		
h 19	.82	30.18	42	45	W 7.6	R		
h 20	30.17	.24	34	36	W 7	Bcf. P		
h 21	.36	.41	32	33	W 7	Bcf		
h 22	.46	.42	31	32	W 6.5	Bcf Snow for an hour		
o 23	.47	.40	29	30	WNE 5	Bcf		
o 24	.32	.38	27	31	W 5.7	Bcf		
o 25	.43	.28	31	32	W 5.3	of S. D.		
h 26	.07	29.75	35	38	WNE 3	Bc. D		
h 27	29.42	.38	36	37	W. 5	R. Bc		
h 28	.30	.42	23	27	W 6	Bc		
h 29	.47	.58	17	29	W 8.7	Snow. Bc		
h 30	.85	30.10	30	32	W 6	Bc		
h 31	30.22	.20	30	33	WNE 5	Bc		
Mean								



18	Barometer		Thermometer			Wind	Weather	Remarks	D's Age
	9 am.	9 pm.	Mid ⁿ	9 am.	Max ^m				
1									
2									
3									
4									
5									
6									
7									
8									
9									
10									
11									
12									
13									
14									
15									
16									
17									
18									
19									
20									
21									
22									
23									
24									
25									
26									
27									
28									
29									
30									
31									
Mean							Fair R or P S		

